

MIL-STD-642K  
13 August 1982  
SUPERSEDING  
MIL-STD-642J  
21 December 1978

MILITARY STANDARD

IDENTIFICATION MARKING  
OF COMBAT AND TACTICAL  
TRANSPORT VEHICLES



FSC 2310-2320-2330-2340-  
2350-2430

MIL-STD-642K

DEPARTMENT OF DEFENSE  
Washington, DC 20301

Identification Marking of Combat  
and Tactical Transport Vehicles  
MIL-STD-642K

1. This Military Standard is approved for use by all Departments and Agencies of the Department of Defense.
2. Beneficial comments (recommendations, additions, deletions) and any pertinent data which may be of use in improving this document should be addressed to: US Army Tank-Automotive Command, ATTN: DRSTA-GSS, Warren, MI 48090, by using the self-addressed Standardization Document Improvement Proposal (DD Form 1426) appearing at the end of this document, or by letter.

MIL-STD-642K

## FOREWORD

This standard establishes requirements for the marking of combat and tactical transport type vehicles of the Department of Defense and provides a reference for procurement actions. The marking of administrative vehicles is covered by MIL-STD-1223.

MIL-STD-642K

## CONTENTS

Paragraph		Page
1.	SCOPE-----	
1.1	Purpose-----	
1.2	Major items-----	
1.3	Exemptions-----	
2.	REFERENCED DOCUMENTS-----	
2.1	Issues of documents-----	
3.	DEFINITIONS-----	
4.	GENERAL REQUIREMENTS-----	
4.1	Registration marking-----	
4.1.1	Agency identification and registration markings on camouflaged army vehicles-----	
4.2	Special marking-----	
4.2.1	Heavy military vehicles-----	
4.2.2	Application of national symbol-----	
4.2.3	Ambulance marking-----	
4.2.4	Safety marking-----	
4.3	Concealed markings-----	
4.4	Vehicles supplied to foreign nations-----	
5.	DETAIL REQUIREMENTS-----	
5.1	Vehicle marking-----	
5.1.1	Location of markings-----	
5.1.2	Style and spacing of markings-----	
5.1.3	Application of markings-----	
5.1.3.1	Marking paint-----	
5.1.3.2	Adhesive backed markings-----	
5.1.4	Colors-----	
5.2	National symbol-----	
5.2.1	Symbol size-----	
5.2.2	Symbol location-----	
5.2.2.1	Army vehicles-----	
5.2.3	Symbol color-----	
5.3	Ambulance markings-----	
5.3.1	Color-----	
5.4	International standardization agreement-----	

## FIGURES

Figure	1	Style of marking letters-----
	2	Arrangement of US Army marking-----
	3	Arrangement of US Navy marking-----
	4	Arrangement of US Air Force marking-----
	5	Arrangement of US Marine Corps marking-----
	6-9	Tracked vehicles-----
	10-14	Towed vehicles-----
	15-20	Trucks and truck tractors-----
	21-22	Ambulance-----
	23	Utility vehicles-----
	24	National symbol-----
	25	Caduceus, Medical Service-----

MIL-STD-642K

## 1. SCOPE

1.1 Purpose. The purpose of this standard is to provide manufacturing or rebuilding facilities with a system for marking combat and tactical transport vehicles under jurisdiction of the Department of Defense, and within the United States and its territories or possessions.

1.2 Major items. This standard covers certain wheeled and tracked vehicles, self-propelled guns and transport vehicles.

1.3 Exemptions. Procurement documents should indicate special vehicles that are to have concealed markings (see 4.3) or that are to be exempted from the requirements of this standard.

MIL-STD-642K

## 2. REFERENCED DOCUMENTS

2.1 Issues of documents. The following documents of the issue in effect on date of invitation for bids or request for proposal, form a part of this standard to the extent specified herein.

## SPECIFICATIONS

## FEDERAL

- |          |   |
|----------|---|
| TT-E-529 | - Enamel, Alkyd, Semi-gloss.                        |
| TT-P-98  | - Paint, Stencil, Flat.                             |
| L-S-300  | - Sheetting and Tape, Reflective, Non-Exposed Lens. |

## MILITARY

- |               |   |
|---------------|---|
| MIL-M-43719   | - Marking Materials and Markers, Adhesive, Elastomeric, Pigmented; Specification for. |
| MIL-M-43719/2 | - Marking Materials and Markers, Adhesive, Elastomeric, Pigmented; Legends.           |
| MIL-M-43719/3 | - Marking Materials and Markers, Adhesive, Elastomeric, Pigmented; Symbols.           |
| MIL-E--52798  | - Enamel, Alkyd, Camouflage.  |
| MIL-E-52835   | - Enamel, Modified, Alkyd, Camouflage, Lusterless.                                    |

## STANDARDS

## FEDERAL

- |             |          |
|-------------|----------|
| FED-STD-595 | - Color. |
|-------------|----------|

## INTERNATIONAL

- |                    |  |
|--------------------|--|
| NATO STANAG 2027   | - Marking of Military Vehicles   |
| SEATO SEASTAG 2027 | - Marking of Military Vehicles   |
| NATO STANAG 2153   | - Parallel Marking of Special Flat Wagons and Heavy Military Vehicles. |

## DRAWINGS

- |          |                                   |
|----------|-----------------------------------|
| 11644801 | - Insignia, Army Medical Service. |
|----------|-----------------------------------|

(Copies of specifications, standards, drawings and publications required by contractors in connection with specific procurement functions should be obtained from the procuring activity or as directed by the contracting officer.)

### 3. DEFINITIONS - Not applicable

### 4. GENERAL REQUIREMENTS

4.1 Registration markings. Registration markings applied to vehicles within the scope of this standard shall consist of the military department identification ("U S A F", "U S N" or "U S M C", whichever is applicable) and the military registration number assigned. "U S ARMY" will not be used on the exterior of vehicles during manufacture or overhaul; however, the registration number shall be applied. Except for self-propelled guns, tanks and as otherwise specified herein, the registration numbers shall be applied on both sides and on the rear of each vehicle in a location to be readily visible. The rear markings shall not be obscured by the spare tire carrier or any other accessory or part of the vehicle. Registration markings shall not be applied to mounted equipment on vehicles without the prior approval of the procuring activity.

4.1.1 Agency Identification and Registration Markings on camouflaged Army Vehicles. Agency identification and registration markings are not permitted on any exterior surface of camouflaged army vehicles. These markings must be placed in accordance with AR 750-58, C1 on any appropriate interior area, visible from the outside of a locked or secured vehicle.

4.2 Special markings. Unit identification markings shall be applied upon receipt by the using service. Safety markings specified on vehicle drawings or specifications will be applied at the time of manufacture/rebuild. Additional safety markings may be applied upon receipt by the using service. For Army vehicles painted with camouflage colors, instructional markings shall be lusterless black continuous characters one inch in height.

4.2.1 Heavy military vehicles. Markings to be placed on heavy vehicles used by NATO armed forces in Continental Western Europe shall conform to NATO STANAG 2153, and shall be applied upon receipt by the using service.

4.2.2 Application of National Symbol. Unless otherwise specified in military procurement documents, the National Symbol, a white (black for Army vehicles) 5-pointed star (see 5.2 and figure 24) shall be applied on all vehicles destined for direct delivery to US Military or National Guard units and test sites. The symbol shall not be applied on vehicles intended for foreign military sales, Grant-Aid shipments or vehicles destined for US Army Depots. The symbol shall not be applied on ambulances or other medical service vehicles affected by International Agreement concerning such vehicles.

MIL-STD-642K

4.2.3 Ambulance markings. Ambulance markings (see 5.3 and figures 21, 22 and 25) shall be applied by the manufacturer.

4.2.4 Fuel tanker safety markings. New vehicle production fuel tankers (bulk haul and fuel servicing) shall have a means by which required safety signs in CONUS will contain the following markings, which can be securely fastened to each side and rear of the vehicle:

- a. "FLAMMABLE" in 6-inch block letters, one inch border all around.
- b. "NO SMOKING WITHIN 50 FEET" in 3-inch block letters, one inch border all around.

4.3 Concealed markings. Vehicles required concealed markings in accordance with contract provisions shall have those markings applied on a concealed but accessible interior surface to be readily visible, such as on the inside of the map compartment lid. Army concealed markings shall be on any appropriate area which is visible from outside a locked or secured vehicle. Concealed markings shall be applied using stenciled decal or letters and numerals as large as practicable, but not less than 1/2 inch in height. When painting or application with tape is impractical, markings shall be stamped on a 1 inch by 3 inch nonferrous metal plate, and affixed in the above prescribed locations.

4.4 Registration markings for military vehicles supplied to foreign nations. Vehicles supplied to foreign nations under Military Assistance Programs (MAP) shall have temporary registration numbers placed on metal or wood tags, painted yellow, and attached in readily visible areas of the vehicle. Such markings shall remain affixed to the vehicle until arrival at foreign destination. The Military Assistance Advisor Groups (MAAG) shall be responsible for removing such markings and, in the case of metal or wood tags, for insuring that they are removed and destroyed.

## 5. DETAILED REQUIREMENTS

5.1 Vehicle marking. Vehicles shall be marked with the military identification and registration number, and other special markings as specified herein.

5.1.1 Locations and markings. Locations of markings shall conform to figures 6 through 23, except where obstructions or configuration of the vehicle interferes with legibility. Marking on the side opposite the side shown in the figures shall be similar. For new vehicles, the procuring activity reserves the right of final approval for marking locations. For Marine Corps markings the letters "U S M C" and the registration number shall be on one line, wherever practicable.



5.1.2 Style, size and spacing of markings. The markings shall conform to figures 1 through 5. Markings shall be uniformly applied using numerals and letters 1, 2, 3, 4 or 5 inches in height (Army, 4 inches maximum). The use of the largest size practicable in the available space will be the determining factor in choosing letter and numeral size. On vehicles painted lusterless camouflage colors, registration numbers (characters) shall be gothic, no larger than 4 inches high. Where space permits markings shall have a single space between individual letters and numerals, and letter and numeral groups shall be separated by 2 spaces, minimum. Except as otherwise specified herein, markings shall be applied using stenciled or decal letters and numbers.

5.1.3 Application of markings. Markings of tactical or combat vehicles covered by this standard shall be applied with the use of marking paint (see 5.1.3.1) or adhesive backed markers (see 5.1.3.2). Marking paint shall be used for applications on fabrics such as canvas or other extremely rough surfaces.

5.1.3.1 Marking paint. Marking paint shall conform to MIL-E-52798, TT-E-529, Class I or TT-P-98, Type I as required to provide the specified finish.

5.1.3.2 Adhesive backed markings. Marking materials shall conform to Type II, Class 1 of MIL-M-43719 for nonreflective markers. Reflective markers will be of material conforming to Federal Specification L-S-300, Type I or II, Class 3, reflectivity 1. The National Symbol, Red Cross Emblem and Medical Service Insignia shall also conform to MIL-M-43719/3. All other markings shall conform to MIL-M-43719/2 and to 5.1.2 of this standard in lieu of the US Department of Commerce Standard Alphabet for highway signs.

5.1.4 Colors. Color of markings shall conform, as applicable, to color chips of FED-STD-595 as follows:

- a. Lusterless white No. 37875 shall be used on vehicles painted with dark lusterless or semi-gloss colors.
- b. Lusterless black No. 37038 shall be used on vehicles painted with lusterless forest green and camouflage colors.
- c. Semi-gloss yellow No. 23538 shall be used on vehicles painted Standard Marine Corps green semi-gloss.
- d. Lusterless yellow No. 33538 shall be used on vehicles painted Standard Marine Corps green lusterless.

MIL-STD-642K

## 5.2 National Symbol.

5.2.1 Symbol size. The star shall be of the largest size practicable, however, not to exceed 36 inches in diameter inclosing the outer points. The National Symbol (Star) shall not be applied where space does not permit the use of a star to fit into a 3 inch diameter circle minimum. For Army vehicles, the star shall be lusterless black of a size to fit into a 3 inch diameter circle placed at front and rear of vehicle only.

5.2.2 Symbol location. With the exception of Army vehicles, the symbol shall be applied on the front, rear, top and both sides of the vehicles to permit ready identification from all directions (see figures 6 through 20). The symbol shall be located on the largest regular area and as near as possible to the center of each surface, but not in a position where it will be obscured by canvas items, folded-down windshields, gasoline cans, pioneer tools, communications equipment or other items. The Symbol will only be applied to canvas surfaces if there is no other adequate perspicuous location available. On horizontal surfaces, one point of the star shall point directly toward the front of the equipment, and on vertical surfaces, one point shall point squarely up. On tactical transport vehicles, the symbol shall be located on top surfaces in the following order of preference:

- a. On the roof of vehicles with hard roof bodies.
- b. On the top surface of the cab of vehicles with hard cabs but not having hard roof bodies.
- c. On the top surface of the hood when no other suitable hard surface of adequate size is available.

5.2.2.1 Army vehicles. When specified for army vehicles, the star shall be applied on combat, tactical and related equipment, including support and special vehicles in CONUS and overseas. It is not to be applied to vehicles and equipment assigned to TOE medical units or to ground support equipment at Army airfields in CONUS. The star is to be applied, one each, centered on front and rear, on any suitable surface such as bumpers and tailgates, where it will not be obscured by canvas items, gasoline cans, pioneer tools or other objects.

5.2.3 Symbol color. The National Symbol color shall conform to color chip No. 37875, lusterless white, of FED-STD-595, except for Army vehicles. For Army vehicles, the color shall conform to No. 37038, lusterless black.

5.3 Ambulance markings. Unless otherwise specified in procurement documents or drawings, ambulance markings shall be applied by the manufacturer and shall consist of at least the following:

- a. The word "AMBULANCE" in 3-inch high letters.
- b. ARMY, NAVY, AIR FORCE or USMC MEDICAL SERVICE, as applicable.
- c. Red Cross Emblem (see figures 21 and 22).
- d. Medical Service Insignia (see figure 25 or drawing 116448012).
- e. On tactical type ambulance, cross will be approximately 36 inches to 48 inches square and will be placed on roof, both sides, rear and front, if practicable.

5.3.1 Colors. Color of the ambulance markings shall conform, as applicable, to color chips of FED-STD-595 as follows:

- a. Gloss red No. 11136 and gloss white No. 17875 shall be used on vehicles painted gloss or semi-gloss olive drab.
- b. Lusterless red No. 31136 and lusterless white No. 37875 shall be used on vehicles painted lusterless forest green.
- c. Lusterless black No. 37038 where applicable.

5.4 International Standardization Agreements. Certain provisions of this standard are the subject of International Standardization Agreements as follows:

National Symbol (see 4.2.2 and figure 24)

- a. NATO STANAG 2027 (Edition No. 2).
- b. SEATO SEASTAG 2027.

Heavy vehicle marking (see 4.2.1)

- c. NATO STANAG 2153.

When revision or cancellation of this standard is proposed which will affect or violate the international agreement concerned, the preparing activity will take appropriate reconciliation action through international standardization channels, including departmental standardization offices, if required.

MIL-STD-642K

(Copies of this standard for military use may be obtained as indicated in the foreword to, or the general provisions of, the Department of Defense Index of Specifications and Standards).

(The title and identifying symbol should be stipulated when requesting copies of military standards.)

**Custodians:**

Army - AT  
Navy - YD  
Air Force - 99

**Preparing Activity:**

Army - AT

Project No. 2320-1097

**Review activities:**

Army - MI  
Navy - MC

**User activities:**

Army - ME

MIL-STD-642K

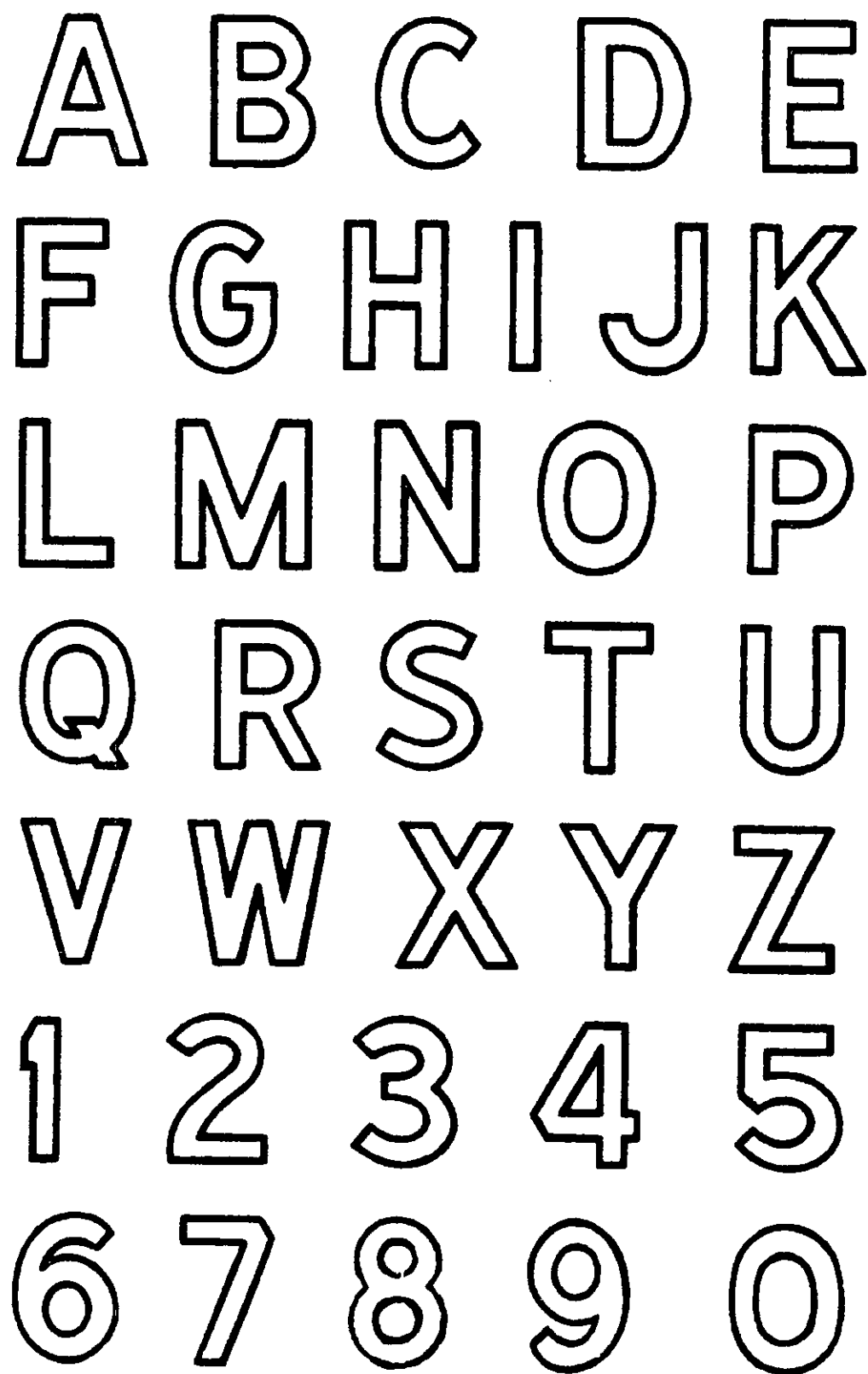


FIGURE 1 STYLE OF MARKING LETTERS.

MIL-STD-642K

1G 196782 •

FIGURE 2. ARRANGEMENT OF US ARMY MARKING.

U S NAVY  
93-21960

FIGURE 3. ARRANGEMENT OF US NAVY MARKING.

MIL-STD-642K

U S AIR FORCE  
54B 1960

FIGURE 4. ARRANGEMENT OF US AIR FORCE MARKING.





.-STD-642K

U S MARINE CORPS  
234568

FIGURE 5. ARRANGEMENT OF US MARINE CORPS MARKING.

MIL-STD-642K



OPPOSITE SIDES  
SIMILARLY MARKED

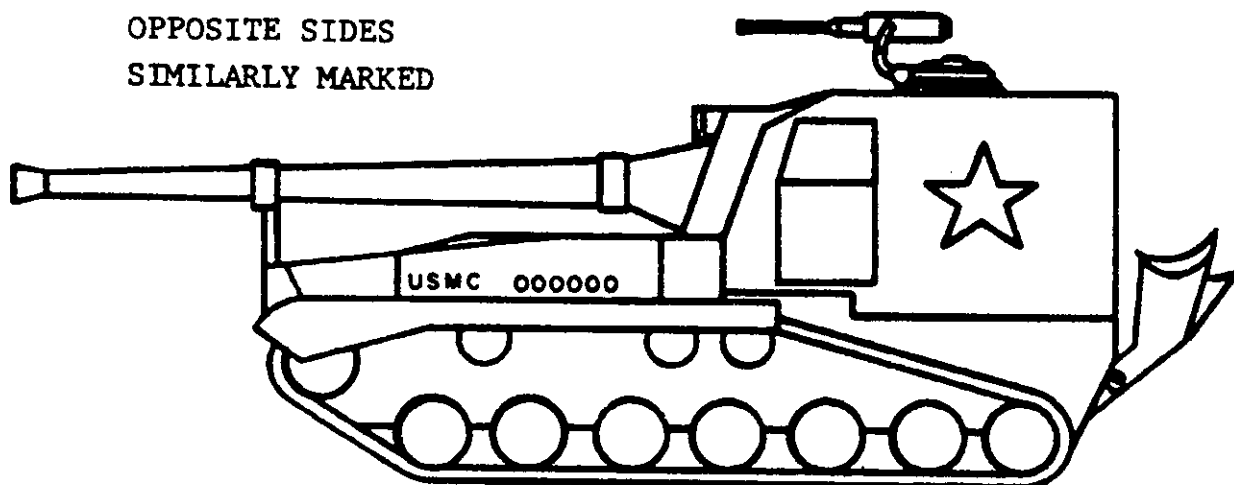
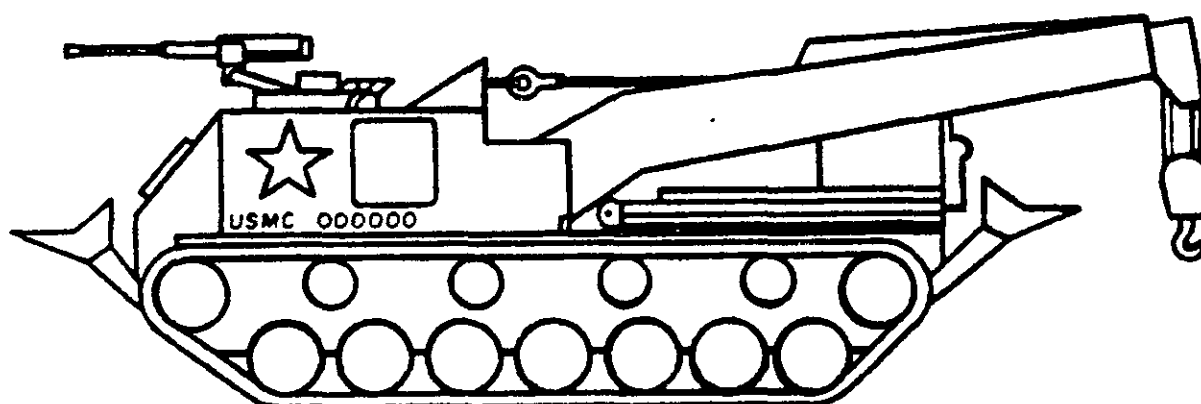




FIGURE 6. TRACKED VEHICLES.

MIL-STD-642K



OPPOSITE SIDE SIMILARLY MARKED.

FIGURE 7. TRACKED VEHICLES.

MIL-STD-642K

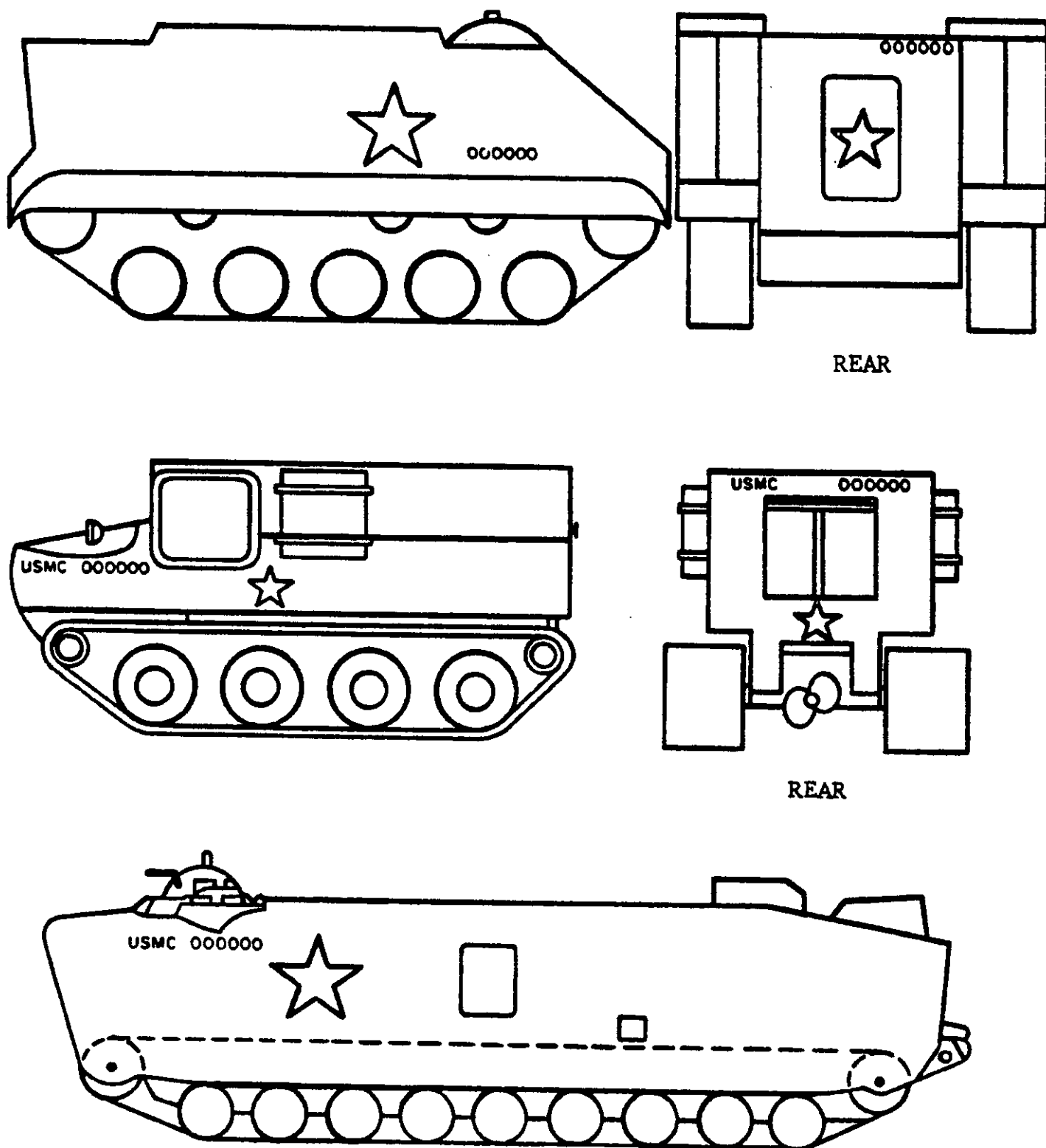


FIGURE 8. ARMORED INFANTRY VEHICLES.

MIL-STD-642K

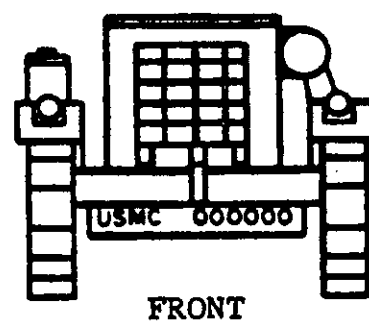
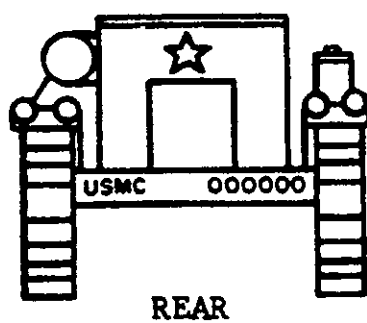
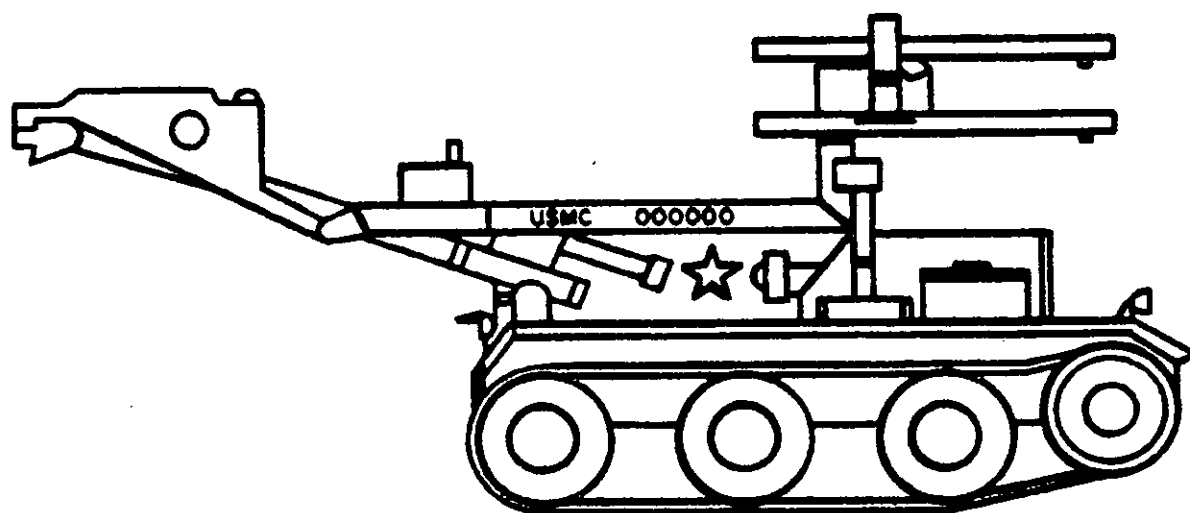





FIGURE 9. HAWK LOADER TRANSPORTER.

MIL-STD-642K



REAR



REAR

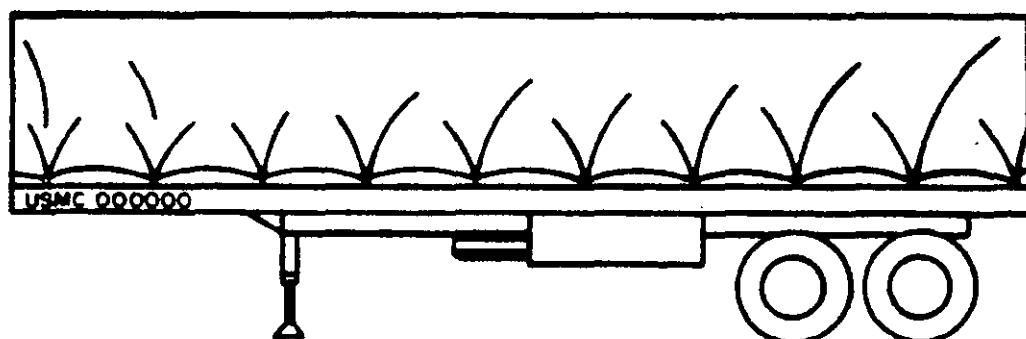


FIGURE 10. TOWED VEHICLES.

MIL-STD-642K

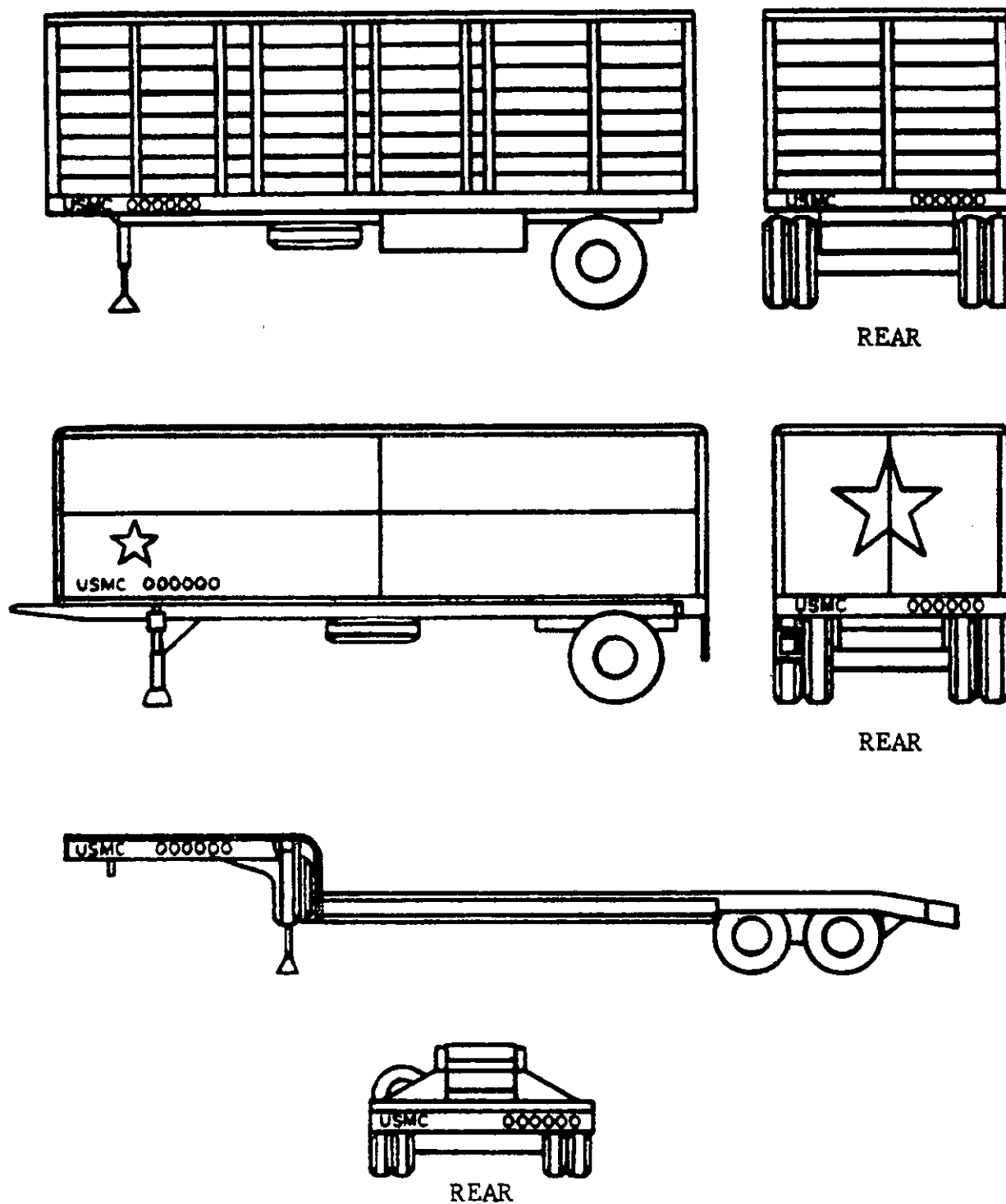
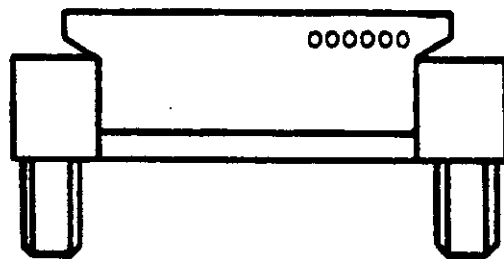
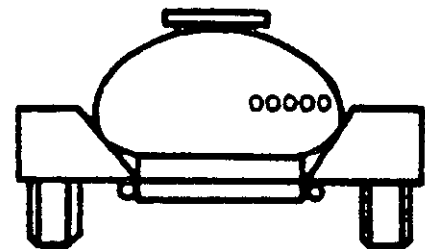


FIGURE 11. TOWED VEHICLES.

MIL-STD-642K



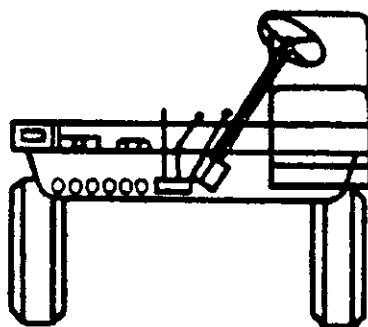
REAR VIEW




REAR VIEW

TOWED VEHICLES

FRONT VIEW



REAR VIEW

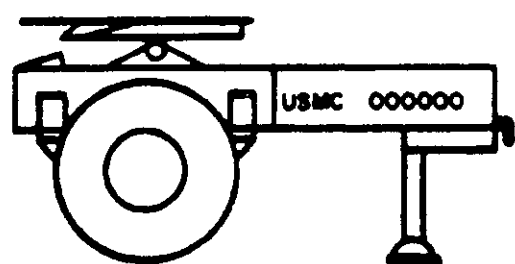


CARRIER

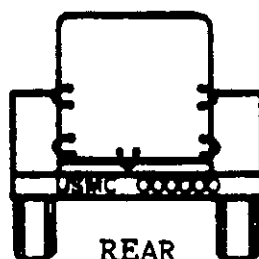
FIGURE 12.




MIL-STD-642K



DOLLY CONVERTER





REAR




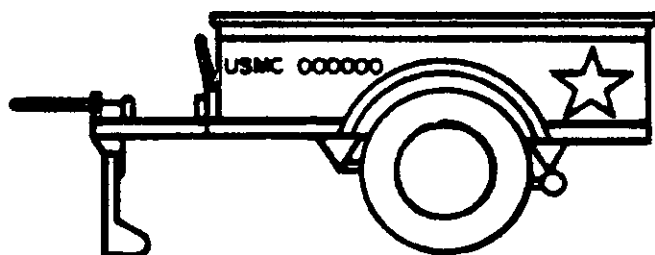
REAR

STEAM CLEANER



LUBRICATION



REAR



REAR



REAR

FIGURE 13. TOWED VEHICLES.

MIL-STD-642K

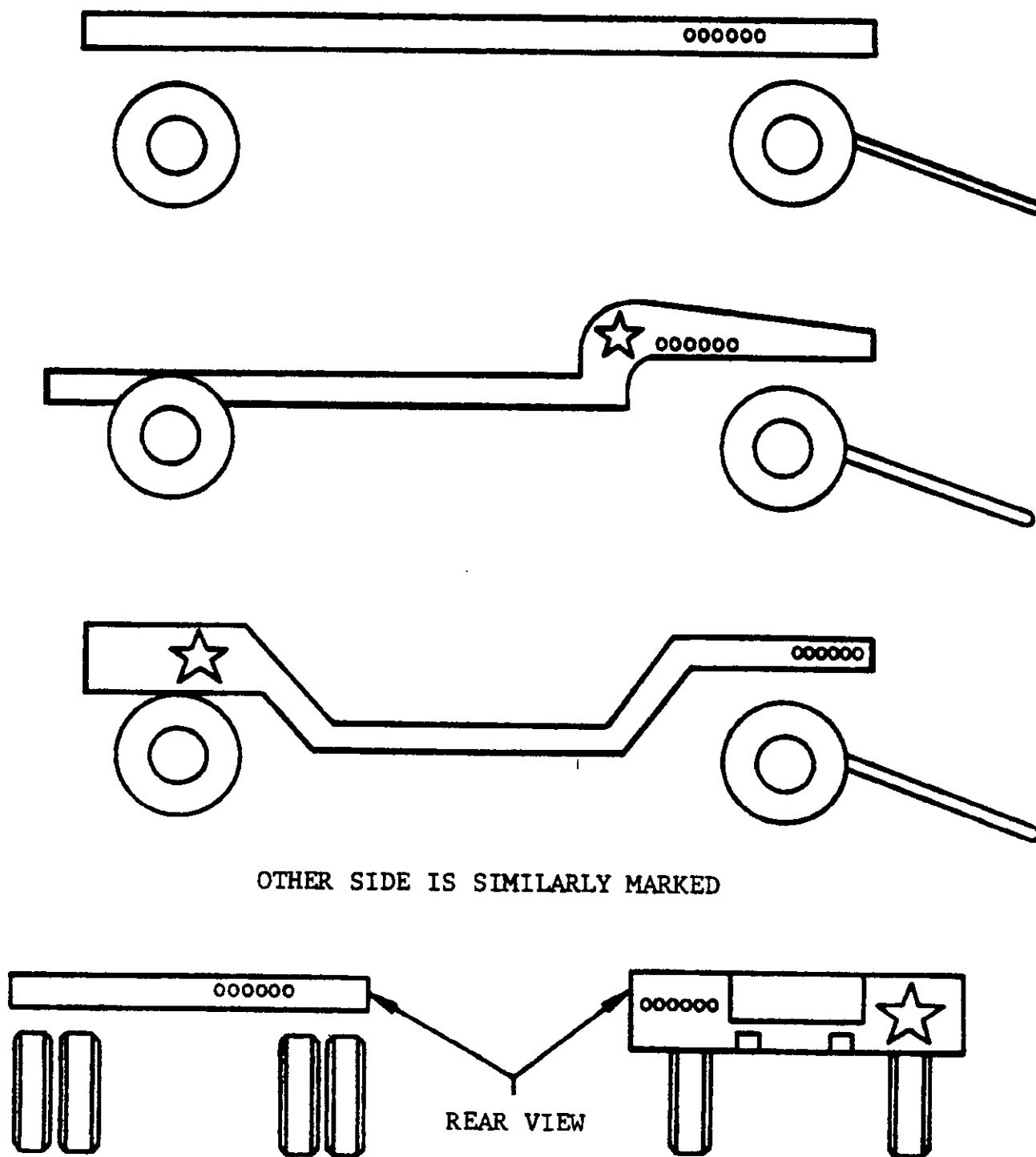


FIGURE 14. TRAILERS.

MIL-STD-642K






FIGURE 15. PERSHING SYSTEM VEHICLE.

MIL-STD-642K

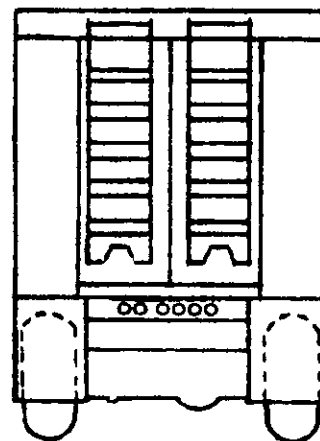
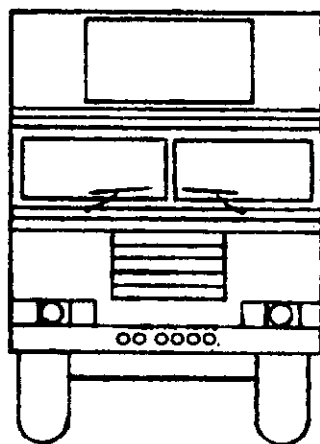



FIGURE 16. PERSHING SYSTEM VEHICLE.

MIL-STD-642K

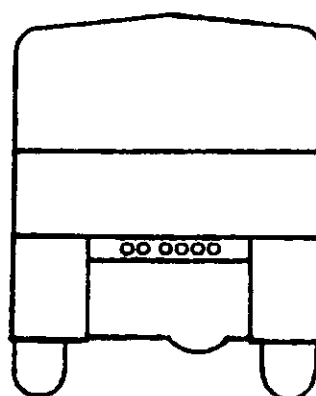
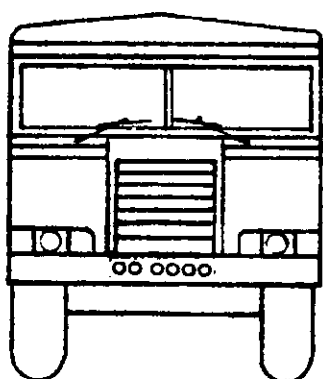



FIGURE 17. PERSHING SYSTEM VEHICLE.

MIL-STD-642K








FIGURE 18. TRUCKS AND TRUCK TRACTORS.



MIL-STD-642K



REAR



REAR



REAR

FIGURE 19. TRUCKS AND TRUCK TRACTORS.

MIL-STD-642K


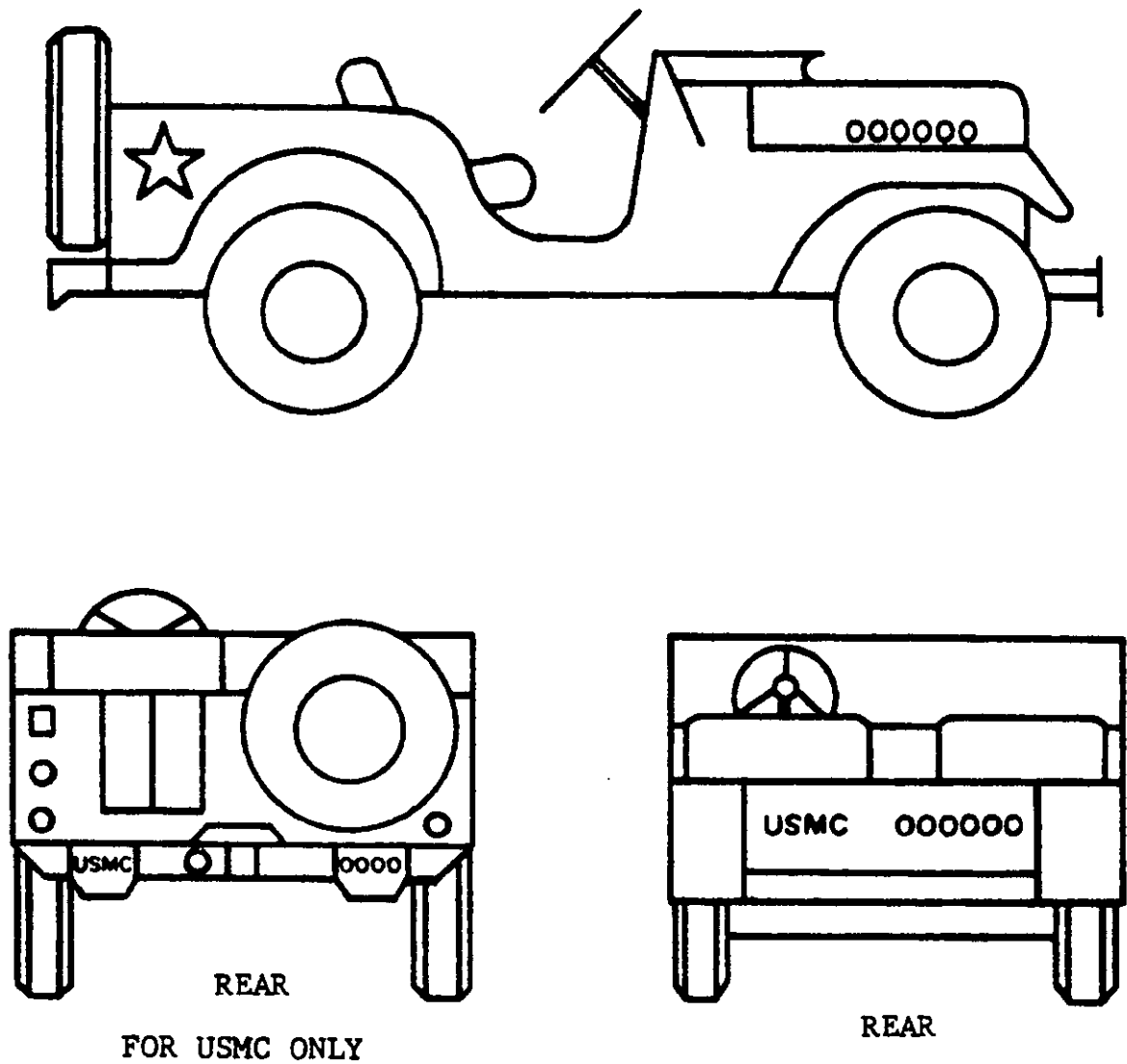


FIGURE 20. TRUCKS.



MIL-STD-642K

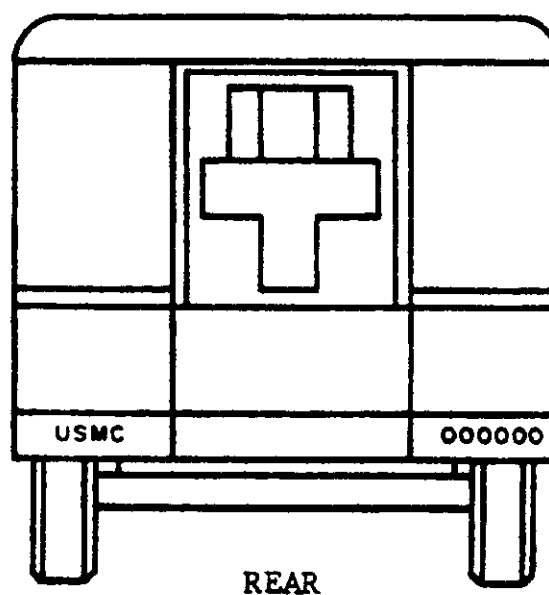
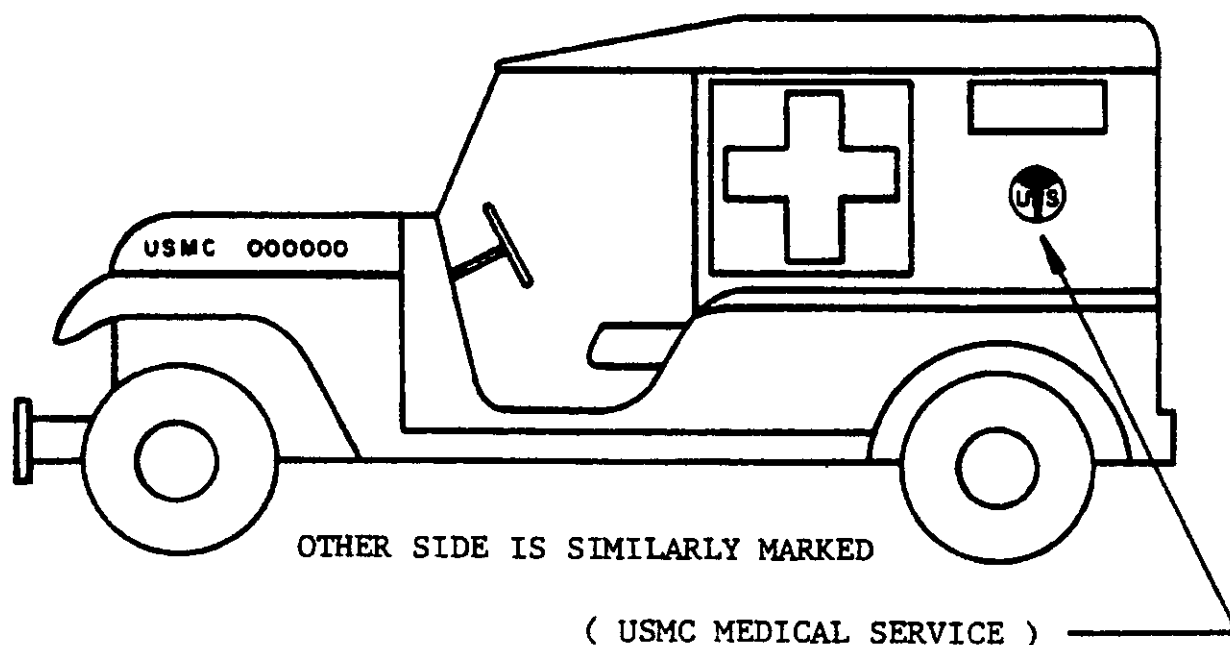


FIGURE 21. AMBULANCE.

MIL-STD-642K

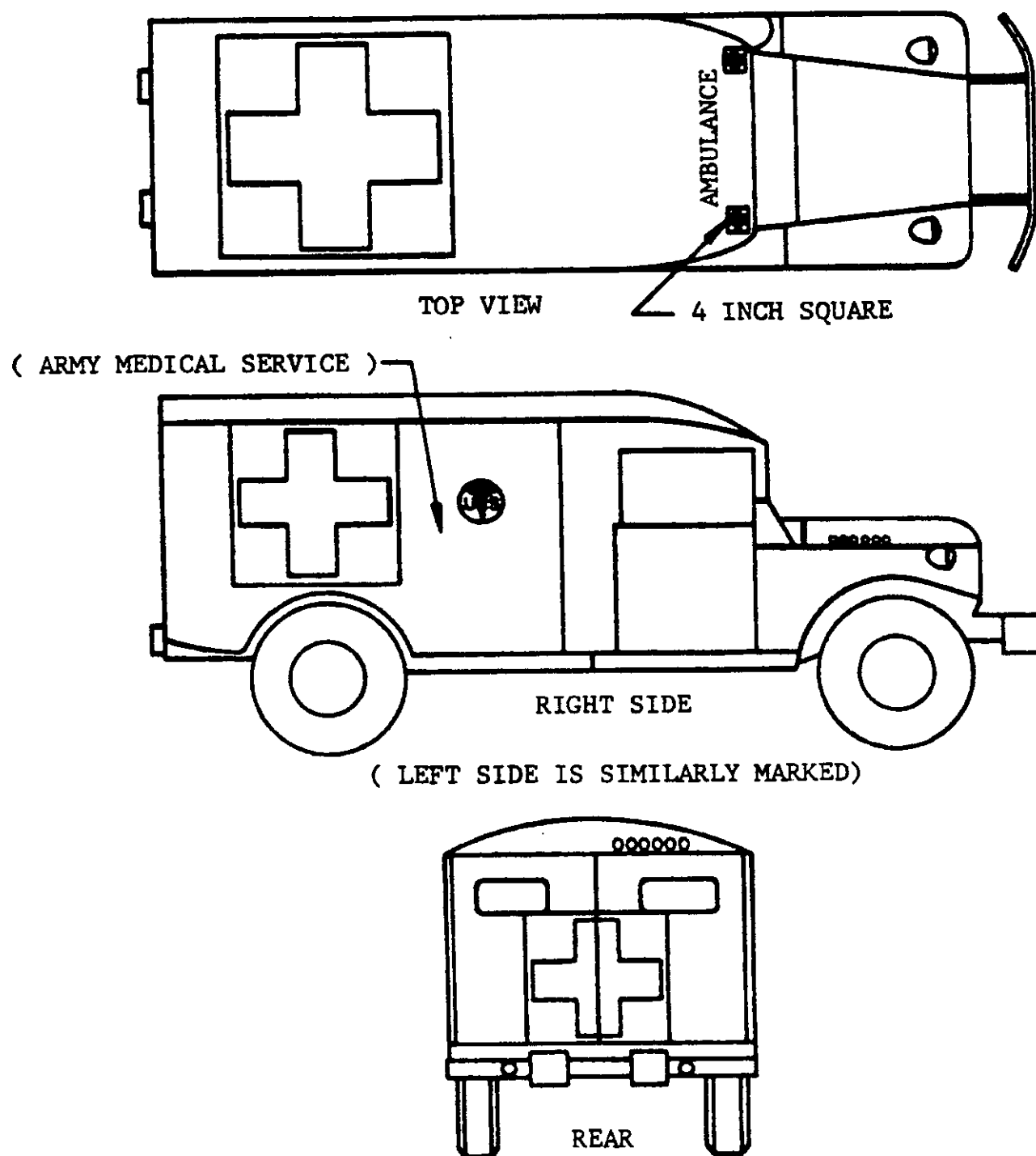
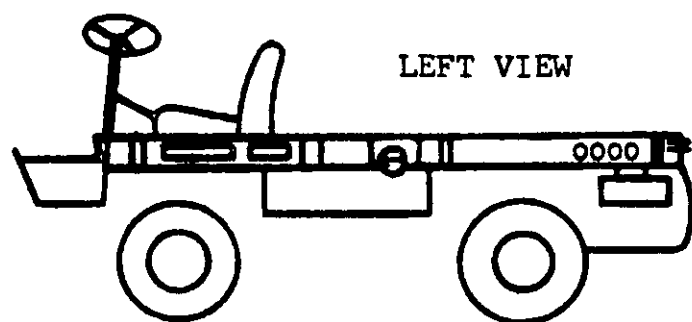



FIGURE 22. AMBULANCE.

MIL-STD-642K

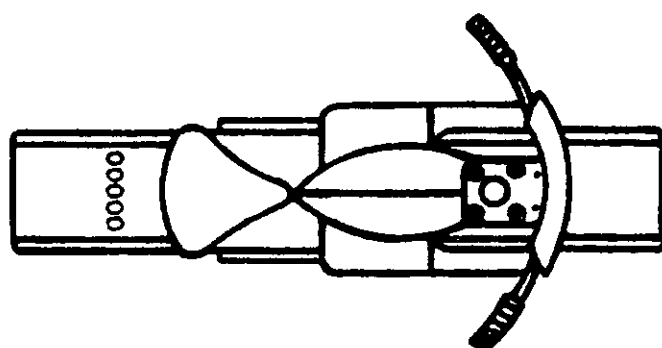


LEFT VIEW


WEAPONS CARRIER



RIGHT VIEW



MOTORCYCLE



OTHER SIDE IS SIMILARLY MARKED

FIGURE 23. UTILITY VEHICLES.

MIL-STD-642K




FIGURE 24. NATIONAL SYMBOL.




FIGURE 25.- CADUCEUS, MEDICAL SERVICE.

FOLD

DEPARTMENT OF THE ARMY



NO POSTAGE  
NECESSARY  
IF MAILED  
IN THE  
UNITED STATES

OFFICIAL BUSINESS  
PENALTY FOR PRIVATE USE \$300

**BUSINESS REPLY CARD**

FIRST CLASS

PERMIT NO. 12062

WASHINGTON D. C.

POSTAGE WILL BE PAID BY THE DEPARTMENT OF THE ARMY

Commander  
USA Mobility Equipment R & D Command  
Attn: DRDME-DS  
Ft. Belvoir, VA 22060



FOLD

<b>STANDARDIZATION DOCUMENT IMPROVEMENT PROPOSAL</b>	
<p><b>INSTRUCTIONS:</b> This form is provided to solicit beneficial comments which may improve this document and enhance its use. DoD contractors, government activities, manufacturers, vendors, or other prospective users of the document are invited to submit comments to the government. Fold on lines on reverse side, staple in corner, and send to preparing activity. Attach any pertinent data which may be of use in improving this document. If there are additional papers, attach to form and place both in an envelope addressed to preparing activity. A response will be provided to the submitter, when name and address is provided, within 30 days indicating that the 1428 was received and when any appropriate action on it will be completed.</p> <p><b>NOTE:</b> This form shall not be used to submit requests for waivers, deviations or clarification of specification requirements on current contracts. Comments submitted on this form do not constitute or imply authorization to waive any portion of the referenced document(s) or to amend contractual requirements.</p>	
<b>DOCUMENT IDENTIFIER (Number) AND TITLE</b> <div style="margin-top: 10px;">MIL-STD-642K</div>	
<b>NAME OF ORGANIZATION AND ADDRESS OF SUBMITTER</b>  <div style="height: 40px;"></div>	
<input type="checkbox"/> VENDOR <input type="checkbox"/> USER <input type="checkbox"/> MANUFACTURER	
1. <input type="checkbox"/> HAS ANY PART OF THE DOCUMENT CREATED PROBLEMS OR REQUIRED INTERPRETATION IN PROCUREMENT USE? <input type="checkbox"/> IS ANY PART OF IT TOO RIGID, RESTRICTIVE, LOOSE OR AMBIGUOUS? PLEASE EXPLAIN BELOW. A. GIVE PARAGRAPH NUMBER AND WORDING  <div style="height: 100px;"></div> B. RECOMMENDED WORDING CHANGE  <div style="height: 100px;"></div> C. REASON FOR RECOMMENDED CHANGE(S)  <div style="height: 100px;"></div>	
<b>2. REMARKS</b>  <div style="height: 150px;"></div>	
<b>SUBMITTED BY</b> ( <i>Printed or typed name and address - Optional</i> )  <div style="height: 40px;"></div>	<b>TELEPHONE NO.</b>  <div style="height: 40px;"></div> <b>DATE</b>  <div style="height: 40px;"></div>