

NOT MEASUREMENT
SENSITIVE

MIL-STD-196F
11 September 2013
SUPERSEDING
MIL-STD-196E
17 February 1998

DEPARTMENT OF DEFENSE
STANDARD PRACTICE

JOINT ELECTRONICS TYPE
DESIGNATION AUTOMATED SYSTEM



AMSC A9276

AREA SESS

DISTRIBUTION STATEMENT A.

MIL-STD-196F

FOREWORD

This standard is approved for use by all Departments and Agencies of the Department of Defense.

History. During the first World War, the Signal Corps Nomenclature System was devised when it was determined that a standard identification of electronic and associated equipment was needed. Since that time the system has grown and evolved into the current Joint Electronics Type Designation Automated System (JETDAS) used throughout the DoD and select NATO allies today.

The Joint Electronics Type Designation System (JETDS), formerly known as the Joint Army-Navy Nomenclature System (AN System) and the Joint Communications-Electronics Nomenclature System, was officially adopted on 16 February 1943 by the Joint Communications Board for Army-Navy use. It was approved for use for all new U.S. Army and U.S. Navy airborne, radio, and radar equipment. The Joint Communications Board then approved the extension of the scope of the system to include equipment designed by the Navy specifically for Marine Corps and amphibious use. In 1946, the Bureau of Ships, Department of the Navy, adopted the system for use on ship, submarine, and ground electronic equipment. Also that year, similar action was taken by the Bureau of Ordnance, Department of the Navy to cover the electronic portions of its fire-control systems. The U.S. Air Force, upon its establishment as a separate Department, continued the use of the system for electronic equipment. In 1950, the U.S. Coast Guard adopted the system to identify electronic equipment under its development. In 1951, the Joint Communications-Electronics Committee of the Joint Chiefs of Staff approved Canadian integration into the nomenclature system. The Office of the Chief of Ordnance, Department of the Army, adopted the system for its use in 1953. In 1957 the Department of Defense approved the original MIL-STD-196 "Joint Electronics Type Designation System." In 1959, the National Security Agency (NSA) adopted the system. In 1974, a Joint Service regulation established and assigned responsibilities to the Services for requesting nomenclature. Chief, Office of International Research Development and Standardization, Department of the Army, directed implementation of MIL-STD-196 for integration of New Zealand, Australia and Great Britain into the system in 1981. In 1998, under direction of the Office of the Under Secretary of Defense, (OUSD), JETDS was migrated into a paperless database system, and the Joint Electronics Type Designation Automated System (JETDAS) was created.

Nomenclature is a language of its own. It was developed to augment and complement the stock numbering system. It serves as a tool for equipment managers and logistics and maintenance personnel by providing a specific and understandable identification of an item. Nomenclature identifies equipment at the system, subsystem, set, group or unit level. It identifies what kind of equipment it is, where it is used, and what it is used for. It provides an indication of interchangeability and substitutability. Official nomenclature is used on equipment name plates, shipping containers, technical documents, maintenance manuals, and throughout official correspondence and communications. Nomenclature is embedded throughout our DoD weapon systems and equipment.

MIL-STD-196F

This standard is in support of the acquisition strategies and systems engineering practices of DoDI 5000.02, “Operation of the Defense Acquisition System”, and Army Regulation AR 70-76. It provides DOD policy and procedures for obtaining official DoD Nomenclature.

Comments, suggestions, or questions on this standard should be addressed to CECOM Communications-Electronics Command Life Cycle Management Command (LCMC) or emailed to AMSEL-LC-LEO-SII or usarmy.apg.cecom.mbx.lrc-leo-JETDAS@mail.mil. Since contact information can change, you may want to verify the currency of this address information using the ASSIST online database at <https://assist.dla.mil>.

MIL-STD-196F

CONTENTS

<u>PARAGRAPH</u>	<u>PAGE</u>
FOREWORD	ii
1. SCOPE	1
1.1 Purpose	1
1.2 Scope	1
2. APPLICABLE DOCUMENTS	2
2.1 General	2
2.2 Government documents.....	2
2.3 Non-Government publications.....	4
2.4 Order of precedence.....	4
3. DEFINITIONS	4
3.1 Definitions.....	4
4.1 Participation requirements.....	7
4.2 Assignment of nomenclature.....	7
4.3 Security Classification.....	9
4.4 International interests	10
5. DETAILED REQUIREMENTS	10
5.1 Technical data	10
5.2 Requests for Nomenclature.....	10
5.3 Policies.....	11
5.4 Application.....	12
5.5 Nomenclature development.....	12
5.6 Item name.....	12
5.7 Type designator	12
5.8 Type designators for definitive systems, subsystems, centers, centrals and sets.....	12
5.9 Type designators for definitive groups.....	12
5.10 Type designators for definitive units.....	13
5.11 Non listing of complement data	13
5.12 Type designator for variable systems, subsystems, centers, centrals, sets, groups, and units.....	13

MIL-STD-196F

5.13	Designator by parenthetical (V).....	13
5.14	Relationship of a variable to a higher level item of which it is a part.....	13
5.15	Complement data for variable assignments	13
5.16	Specific configurations of variables	14
5.17	Type designator for units designed to accept “Plug-Ins”.....	14
5.18	Identification for cryptographic/classified items.....	14
5.19	Identification of Automated Data Processing Equipment (ADPE).....	14
5.20	Type designators for equipment designed for training purposes	14
5.21	Maintenance test equipment produced as separate equipment.....	15
5.22	Equipment installation indicator letters requiring further definition (see table I).....	15
5.23	Equipment type indicator letters requiring further definition (see table I).	16
5.24	Identification of systems, subsystems, centers, centrals, sets, group and units with modified power requirements.....	16
5.25	Application of type designators to developmental/experimental equipment	16
5.26	Unit assignments requiring further definition (see table III).....	17
5.27	Batteries.....	17
5.28	Battery questions that need to be answered on the automated DD Form 61 within JETDAS	17
6.	NOTES	18
6.1	Associated Data Item Descriptions (DIDs).....	18
6.2	Departmental Control Points (DCPs).....	18
6.3	Classified nomenclature requests and data elements.	19
6.4	Joint Electronics Type Designation Automated System (JETDAS).....	20
6.5	Subject term (key word) listing	20
6.6	Changes from previous issue.....	20
	Table I – Table of Equipment Indicators	21
	Table II. Table of group indicators.....	22
	Table III. Table of unit indicators	23
	Table III. Table of unit indicators	24
	Table III. Table of unit indicators	25
	Table III. Table of unit indicators.	26

MIL-STD-196F

Table III. Table of unit indicators	27
Figure 1. Request for nomenclature (DD Form 61) - simple assignment	28
Figure 2. Request for nomenclature (DD Form 61) - assignment modification.	30
Figure 3. Request for nomenclature (DD Form 61) - basic variable configuration.	32
Figure 4. Request for nomenclature (DD Form 61) – Actual Configuration.....	34
Figure 5. Request for nomenclature (DD Form 61) - basic variable modification.	36
Figure 6. Request for nomenclature (DD Form 61) - revision.....	38
Figure 6. Request for nomenclature (DD Form 61) – revision	39
Figure 7. Request for nomenclature (DD Form 61) – cancellation.....	40
Figure 8. Example of a JETDAS source request number format (as proposed).	42
Figure 9. How to fill out a Request for Nomenclature (DD Form 61).....	43
Figure 9. How to fill out a Request for Nomenclature (DD Form 61). (continued)	44
APPENDIX A - FOREIGN GOVERNMENT PARTICIPATION	48
A.1 SCOPE and APPLICATION	48
A.1.1. Scope	48
A.1.2 Application	48
A.1.3 Degree of equipment development.....	49
A.2 APPLICABLE DOCUMENTS	49
A.2.1 Canadian documentation	49
A.2.2 Australian documentation.....	49
A.2.3 New Zealand documentation.....	50
A.2.4 United Kingdom documentation.	50
A.3 DEFINITIONS (see section 3)	50
A.4 GENERAL REQUIREMENTS	50
A.4.1 Nomenclature assignments.....	50
A.4.2 Notification.....	50
A.4.3 Distribution.....	50
A.4.4 Item Identification	50
A.5 DETAILED REQUIREMENTS	50
A.5.1 Modification letter assignments.	50
A.5.2 Systems, subsystems, centers, centrals, and set numbers.....	51
A.5.3 Group and unit numbers	51
A.5.4 Battery assignments.....	51

MIL-STD-196F

A.5.5 Distribution of technical data	51
A.5.6 Confidential and secret equipment	51
CONCLUDING MATERIAL	52

MIL-STD-196F

1. SCOPE

1.1 Purpose. The purpose of this standard is to provide the policies, requirements and procedures for the preparation and submission of Requests for Nomenclature (RFN) under the JETDAS.

1.2 Scope. This standard establishes uniform procedures for the assignment of type designations for the electronic materiel listed below.

- a. Radios (including telemetry, relay and terminal equipment).
- b. Radar (including identification and recognition equipment).
- c. Data processing units (including electronic and electromechanical computers).
- d. Flight control and aids to the navigation of aircraft, guided missiles, ships and space vehicles (including automatic and remote control, automatic pilot and air data computers which may be tied into fire-control, instrument landing, navigation, and data link equipment).
- e. Weapons control systems (including evaluation and scoring of gun, missile, bomb, and underwater weapons control).
- f. Electronic countermeasures (including electronic deception and electronic jamming).
- g. Radiacs (Radioactive detection, indication and computation devices).
- h. Infrared devices.
- i. Lasers.
- j. Meteorological equipment.
- k. Magnetic amplifier and detection equipment.
- l. Wire communications systems (including telephone, telegraph, teletype, facsimile, interphone, public address, recorders, and reproducers).
- m. Televisions.
- n. Fiber Optics and associated equipment.
- o. Equipment for the detection of noise and interference in the radio frequency spectrum.

MIL-STD-196F

- p. Underwater sound radiating and non-radiating equipment including those for listening, ranging, sounding, communication, and object location.
- q. Training and instruction equipment for any of the above.
- r. Auxiliary and/or accessory equipment to the preceding kinds of equipment.
- s. Satellites and associated equipment.
- t. Robotic equipment.
- u. Maintenance/Support Equipment.

2. APPLICABLE DOCUMENTS

2.1 General. The documents listed in this section are specified in sections 3, 4, and 5 of this standard. This section does not include documents cited in other sections of this standard or recommended for additional information or as examples. While every effort has been made to ensure the completeness of this list, document users are cautioned that they must meet all specified requirements documents in cited sections 3, 4, and 5 of this standard, whether or not they are listed.

2.2 Government documents.

2.2.1 Specifications, standards, and handbooks. The following specifications, standards, and handbooks form a part of this document to the extent specified herein. Unless otherwise specified, the issues of these documents are those cited in the solicitation or contract. (Copies of this document are available online at <http://quicksearch.dla.mil> or <https://assist.dla.mil> or from the Standardization Document Order Desk, 700 Robbins Avenue, Building 4D, Philadelphia, PA 19111-5094.)

DEPARTMENT OF DEFENSE HANDBOOKS

MIL-HDBK-505

Handbook for Definitions of Item Levels, Item Exchangeability, Models, and Related Terms

2.2.2 Other Government documents, drawings, and publications. The following other Government documents, drawings, and publications form a part of this document to the extent specified herein. Unless otherwise specified, the issues are those cited in the solicitation.

MIL-STD-196F

DEPARTMENT OF DEFENSE MANUALS

DOD 5220.22-M National Industrial Security Program Operating Manual (NISPOM) (Copies of this document are available online at www.usaid.gov/policy/ads/500/d522022m.pdf)

DOD 5200.1 VOL II DOD Information Security Program: Marking of Classified Information. (Copies of this document are available online at http://www.dtic.mil/whs/directives/corres/pdf/520001_vol2.pdf)

DEPARTMENT OF DEFENSE INSTRUCTIONS

DoDI 5000.02 Operation of the Defense Acquisition System (Copies of this document are available online at www.dtic.mil/whs/directives/corres/pdf/500002p.pdf)

AR 70-76 Joint Electronics Type Designation Automated System (JETDAS) (Copies of this document are available online at http://www.apd.army.mil/pdf/files/r70_76.pdf)

DEFENSE LOGISTICS INFORMATION SERVICE RESOURCES

H2 Federal Supply Classification (FSC) (Copies of this document are available online at <http://www.dlis.dla.mil/H2/search.aspx>)

H6 Federal Item Name Directory (Copies of this document are available online at <http://www.dlis.dla.mil/H6/search.aspx>)

FEDERAL LOGISTICS INFORMATION SYSTEM RESOURCES

DOD 4100.39-M Federal Logistics Information System, Volume 3 (Copies of this document are available online at http://www.dtic.mil/whs/directives/corres/pdf/410039m/410039m_vol03.pdf)

DEFENSE STANDARDIZATION MANUALS

DOD 4120.24-M Defense Standardization Manual 4120.24-M (Copies of this

MIL-STD-196F

document are available online at
<http://www.dsp.dla.mil/app UIL/content/policy/docs/4120-24m.pdf>)

2.3 Non-Government publications. The following documents form a part of this document to the extent specified herein. Unless otherwise specified, the issues of these documents are those cited in the solicitation or contract.

AMERICAN SOCIETY OF MECHANICAL ENGINEERS (ASME)

ASME Y14.100 Engineering Drawing Practices (Copies of this document are available online at <https://login.ihserc.com>) Note: requires login account

2.4 Order of precedence. Unless otherwise noted herein or in the contract, in the event of a conflict between the text of this document and the references cited herein, the text of this document takes precedence. Nothing in this document, however, supersedes applicable laws and regulations unless a specific exemption has been obtained.

3. DEFINITIONS

3.1 Definitions.

3.1.1 Nomenclature. The combination of an approved item name and a type designator. These are defined as follows:

3.1.1.1 Item name. An approved name published in the Federal Item Name Directory H6. There are further item name instructions in DOD 4100.39-M, (Federal Logistics Information System), Volume 3 Chapter's 2,3. Item names used with type designator assignments will be consistent with the policies of the Federal Cataloging Program. Examples of unacceptable item names include abbreviations, acronyms, descriptions of size, frequencies, and colloquial names.

3.1.1.2 Type designation. Type Designation is a combination of letters and numbers arranged in a specific sequence to provide a short significant method of identification.

3.1.2 Electronic materiel. Electronic materiel, from a military point of view, generally includes those electronic devices employed in data processing, detection and tracking (underwater, sea, land-based, air and space), recognition and identification, communications, aids to navigation, weapons control and evaluation, flight control, and electronic countermeasures. In every case, electronic devices are understood to include peculiar non-electronic units required to complete their individual operational function, but to exclude associated non-electronic equipment identified by other type designator systems. This includes certain applications of vehicles, hardware and non-electronic auxiliary equipment such as carrying cases.

3.1.3 Grandfathering. Grandfathering is the process of allowing the use of a non-approved item name to be propagated for a specific nomenclature that was nomenclatured during the manual JETDS system.

MIL-STD-196F

3.1.4 Item Levels. Item levels are listed below in hierarchical order.

Item Level Name	Description	Examples
Unit	An assembly or any combination of parts, subassemblies and assemblies mounted together, normally capable of independent operation in a variety of situations. A unit does not have complement/component data items.	radio, computer, digital Power Supply, Antenna or radio receiver.
Group	A collection of units, assemblies, or subassemblies which is not capable of performing a complete operational function. A group may be a subdivision of a set or may be designed to be added to or used in conjunction with a set to extend the function or the utility of the set.	an antenna group may be “used with” or “part of” a radio set.
Set	A unit or units and necessary assemblies, subassemblies and parts connected together or used in association to perform an operational function	radio terminal set or sound measuring set, including parts, assemblies and units such as cables, microphone and measuring instruments.
Subsystem	A combination of sets, groups, etc., which performs an operational function within a system and is a major subdivision of the system.	Intercept-Aerial Guided Missile Subsystem
System	A combination of two or more sets, which may be physically separated when in operation, and such other assemblies, subassemblies and parts necessary to perform an operational function or functions.	Integrated Shipboard Computer System and a Navigational Control System
Center	A collection of units and items in one location, which provides facilities for the administrative control in an area of responsibility which is specifically assigned for development and maintenance of installations, control of personnel, or conduct of tactical operations	an Operations Center
Central	A grouping of sets, units or combinations thereof operated conjunctively in the same location for a common specific function. It may provide facilities for controlling switching, monitoring, etc., electronic and electrical equipment from one central location.	Operations Central, Central, Communications

3.1.5 Definitive item levels. Systems, subsystems, centers, centrals, sets, and groups are those configurations which have a specific complement/component listing.

3.1.5.1 Complement/component listing. Items or grouping of items, either nomenclatured or non-nomenclatured, that comprise an item level and are essential for performing its intended

MIL-STD-196F

functions are issued automatically with the equipment and are considered “part of” such equipment.

3.1.6 Variable item levels. Systems, subsystems, centrals, centers, sets, and groups, are those configurations whose scope or functions may be varied through the addition or deletion of sets, groups, units, or combinations thereof. The complement data for a variable nomenclature must show at least one item of varying quantity or have a variable item therein. Units cannot be variables because they do not have complement data.

3.1.7 Modification letters. A modification letter is defined as a letter assigned in alphabetical sequence starting with the letter “A” to show a Modification to a nomenclatured equipment where at least one way interchangeability has been maintained. The modification letter follows the sequentially assigned number. Assigned modification letters to a type designation requires the equipment to be at least one-way interchangeable with all previous models.

3.1.8 Interchangeability.

3.1.8.1 Electrical interchangeability. The modified item’s capability of operation is equal to the basic or previous item without requiring any modifications.

3.1.8.2 Functional interchangeability. The modified item is capable of performing, without additional assistance, all the operational capabilities of the basic or previous item.

3.1.8.3 Maintenance (repair) parts interchangeability. Maintenance (repair) parts interchangeability involves the installation and operation of a maintenance part in an item in lieu of a like item without the use of additional tools or modifications to the existing item or mounting facilities and with no appreciable effect on performance or ratings, either electrical or mechanical.

3.1.8.4 Mechanical interchangeability. The modified item is capable of being physically installed and operated in the position previously occupied by the basic or previous item without requiring any major modifications. Switches, connectors, etc., are in the same location, within allowable tolerances. The center of gravity of the new item is the same as in the old item, within allowable tolerances.

3.1.9 “Part of”. An item, required to complete the assigned function of the equipment, is “part of” that equipment. Items that are “part of” a nomenclature equipment are always listed in its complement data and issued automatically with the equipment of which it is a part.

3.1.10 “Used with” but not “part of”. A listing of equipment that the item is normally used with, but not issued as “part of”.

3.1.10.1 Extension of functions. An item which extends the use of an equipment beyond its assigned functions and is issued for use with that equipment only under special circumstances is considered as “used with” but not “part of” that equipment.

MIL-STD-196F

3.1.11 Originator, SRP, DCP and DODCP roles.

3.1.11.1 Originator. The Originator is the government representative or the contractor with the most knowledge about the RFN. The specified individual will complete the DD Form 61(s), and then submit the request to the SRP for review.

3.1.11.2 Submitter Review Point (SRP). The SRP needs to be a government civilian and/or military representative for the specified Department, most knowledgeable of the nomenclature submission from the originator.

3.1.11.3 Department Control Point (DCP). The Department Control Point is the official control point within the military department authorized to obtain type designator nomenclature from the Department of Defense Control Point (DoDCP).

3.1.11.4 Department of Defense Control Point (DoDCP). The Department of Defense Control Point is the official assigning agency of type designators for the Department of Defense within this system.

4. GENERAL REQUIREMENTS

4.1 Participation requirements. The originator shall participate in obtaining nomenclature and identification of electronic materiel, as specified in the contract. Originator submission of a DD Form 61 shall be to the Project Manager's office Submittal Review Point (SRP), not directly to a Departmental Control Point (DCP).

4.1.1 Requests for Nomenclature (RFN). All RFNs for assignment, reinstatement, revision, and cancellation of a military nomenclature shall be on a DD Form 61, submitted through the JETDAS database. A separate DD Form 61 is required for each System, Subsystem, Center, Central, Set, Group or Unit. The DCP will forward the requests to the DODCP.

4.1.2 Notification. JETDAS will automatically generate an email notification to the DCP, SRP, and Originator of the action taken by the DoDCP.

4.2 Assignment of nomenclature.

4.2.1 Assignment/Use. All official nomenclature shall be used strictly as assigned meaning that nomenclature of fielded configurations will remain as approved, and field changes are not recognized by DCP nor DODCP until such time as a revision or new assignment is submitted for and approved. Nomenclature is not official and shall not be used until approved by the DODCP. Nomenclature for electronic materiel will be assigned to development and production of Systems, Subsystems, Centers, Centrals, Sets, Groups and Units. Specific materiel to which nomenclature will be assigned:

- a. Electronic materiel of military design;

MIL-STD-196F

b. Commercial electronic material that has been modified for military use and requires military identification and design control;

c. Electronic materiel which is intended for use by other Federal agencies or foreign governments that participate in the nomenclature system.

4.2.2 Restrictions on assignment. Nomenclature shall not be assigned to the following:

a. Materiel below unit item level;

b. Commercial unmodified electronic materiel for which the manufacturer maintains design control;

c. Electronic materiel previously assigned nomenclature under another nomenclature system;

d. Commercial electronic materiel for the convenience of a foreign country which does not participate in the nomenclature system;

e. Computer software systems;

f. Non-electronic items.

g. Equipment without a government contract number, government order number, government drawing or government specification number.

4.2.3 Basis for assignment. Each type designator assignment or revision to the type designator previously assigned is made on the basis of technical data which contains sufficient electrical, mechanical, functional, and reference data to distinguish the item described from all other items. The originator of a request for nomenclature shall provide all technical characteristics required for a complete understanding of the operating parameters of the item being submitted for nomenclature. The type designator portion of a nomenclature shall be determined by the technical characteristics of the item.

4.2.4 Revision of approved nomenclature. When the technical data for an item previously submitted is no longer correct, the originator should submit a request for a revision, containing the data that accurately reflects the item being procured. In addition, the revised request shall include a statement in Block 24 of the DD Form 61 that no items were produced and delivered to the Government as described under the basic or preceding request. If otherwise, the request shall indicate the differences in the models and specify the degree of interchangeability or substitutability of each model.

4.2.5 Modification of Approved Nomenclature. In order for a modification letter to be assigned, the modified item must be at least one way interchangeable, electrically, mechanically, and functionally with the basic type designator item and all previous models. If the modified item is only similar to the basic, a new type designator will be assigned.

MIL-STD-196F

4.2.5.1 Modification letter for a variable item level. Modification letters will be assigned to type designators for variable systems, subsystems, centers, centrals, sets and groups, in the same manner for those items that are definitive, except that the modification letter precedes a variable (V) or a plug-in (P), as applicable. Examples of these type of assignments are an AN/FPS-6A(V).

4.2.5.2 Modification letter for specific configuration of a variable item level. An assignment of a modification letter to a specific configuration of a variable system, subsystem, center, central, set, or group does not require other definitive configurations within that numeric family to change. For example an AN/ACR-75A(V)3 will not require a change to the AN/ARC-75(V)1 or the AN/ARC-75(V)2, but will require assignment of the basic A(V).

4.2.5.3 Specific letters not to be assigned. The letters “I”, “O”, “Q”, “S”, “T”, “X”, “Y”, and “Z” shall not be assigned as modification letters.

4.2.6 Cancellation of nomenclatures. When a DCP requests cancellation of a nomenclature, the appropriate subparagraph will be referenced on the DD Form 61:

- a. There has been no procurement of the item, and none is anticipated.
- b. There are presently no experimental models.
- c. No further use of the type designator is required for developmental purposes.
- d. The item is no longer in service inventory.
- e. A change from either “plain to a variable” or “variable to a plain.

4.2.6.1 Reinstatement of cancelled nomenclatures. Cancelled nomenclatures will not be reinstated except upon request of, or coordinated approval of, the Department Control Point that requested the nomenclature originally.

4.3 Security Classification. All officially assigned JETDAS nomenclatures shall be unclassified to provide a ready means of identification in correspondence and other forms of communication.

4.3.1 Classification identification. Requests for nomenclature (DD Form 61) shall include both the security classification of the item described (hardware) and the classification of the information contained thereon (data).

4.3.2 Classified requests. All classified requests for nomenclature shall be submitted through the JETDAS database, noted in block 7 (Security Classification of Equipment) as “Classified” with minimal information. The designated DCP will have a hard copy of the filled in DD Form 61 secured.

MIL-STD-196F

4.3.3 Classified marking. Prior to submission of a classified DD Form 61, the originator will ensure that each data element on the request has with it the appropriate security classification marking in block 7 (Security Classification of Equipment).

4.3.4 Classification regrading. Regrading of existing classified technical data shall be accomplished in accordance with applicable departmental regulators. Regrading action may be accomplished by submitting a DD Form 61 with new regarding instructions to the DODCP.

4.4 International interests. International participants shall conform to International Standardization Agreements and this standard.

5. DETAILED REQUIREMENTS

5.1 Technical data. The DODCP collects, maintains, and distributes technical data for each assigned type designation.

a. Downgrading of existing classified technical data is accomplished in accordance with the automatic downgrading directives indicated in 4-216 of DOD 5220.22-M below.

b. Dissemination of technical data will be limited to those DOD activities which have justified a need and to those specifically designated by the DOD.

c. Access to classified technical data will be authorized by the DCP which requests the nomenclature.

5.2 Requests for Nomenclature. Requests for nomenclature are submitted by the DCP to the DODCP on DD Form 61, Request for Nomenclature, electronically submitted through the automated database (JETDAS), <https://tdas6.apg.army.mil/jetdas/>.

a. Requests for nomenclature will be completed in accordance with MIL-STD-196.

b. Security Classification:

(1) Requests for nomenclature shall include both the security classification of the item (hardware) described and that of the information (data) provided thereon. Unclassified requests pertaining to classified equipment will be indicated by selecting the security class of equipment in block 7 of DD Form 61, Request for Nomenclature.

(2) All classified requests for nomenclature will bear the statement in the general comments block as such “data will be provided only on a need to know basis”, appropriate marking required by DOD 5200.1 VOL II (DoD Information Security Program: Marking of Classified Information), Army Regulation AR 380-5, OPNAV instruction 5500.40B, or other applicable security directive.

MIL-STD-196F

5.3 Policies.

- a. The administration of the JETDAS will be consistent with the objectives specified in MIL-STD-196, the Defense Standardization Manual 4120.24M, and DoD instruction DoDI 5000.02.
- b. The assignment of type designations will:
 - (1) Provide visibility of electronic materiel in the service inventories.
 - (2) Be responsive to user requirements.
 - (3) Provide singular, common identification.
 - (4) Further the standardization of electronic materiel identification.
- c. Type Designation. A specific combination of letters and numerals, structured in accordance with MIL-STD-196, which provides a standard means of uniquely identifying electronic materiel by design configuration.
- d. Department of Defense Control Point (DODCP). The official focal point within the Department of Defense is responsible for administration of the JETDAS and is authorized to assign type designations.
- e. Department Control Point (DCP). The official focal point within a Military Department is authorized to obtain a type designation from the DODCP.
- f. Submitter Review Point (SRP). The official Government Civilian/Military Personnel representative, pre-approval point validates the information on the completed DD form 61(s) prior to submission to the DCP.
- g. Originator. The Government Representative or the Support Contractor with the most knowledge about the RFN. The specified individual will complete the DD form 61(s), and then submit the request to the Government Representative (SRP) for review.
- h. The assignment of type designations will be consistent with:
 - (1) DOD Instruction 5000.02.
 - (2) MIL-STD-196
 - (3) MIL-HDBK-505
- i. Type designation will be used as assigned. Changes may be requested if they are consistent with established policy.

MIL-STD-196F

j. Application of the JETDAS is amplified as follows:

(1) Other departmental designations may be replaced by JETDAS type designations.

(2) US Communications Security (COMSEC) materials that are under the National Security Agency (NSA) Telecommunications Security (TSEC) Nomenclature Systems will not be re-designated under JETDAS.

(3) Revisions of the JETDAS will not require re-designation action.

k. Matters of controversy which cannot be resolved by the DODCP and DCPs will be referred to through normal military department administrative channels.

5.4 Application. The JETDAS is applicable to exploratory development, advanced development, engineering development, preproduction and production models of electronic materiel.

5.5 Nomenclature development. The originator shall recommend nomenclature (both item name and type designator).

5.6 Item name. Every effort shall be made to select an approved item name from the H6. When an appropriate name does not appear in H6, a new name shall be developed in accordance with ASME Y14.100.

5.6.1 Grandfathering item names. Due to the JETDAS automation, grandfathering non-approved item names will be allowed for previously approved nomenclature.

5.7 Type designator. The type designator portion of the assigned nomenclature is definitive in that it will never be duplicated or changed. It will always apply to one specific item. All subsequent models and variables of that item will have the same number, with modification letters added, when interchangeability is maintained. Indicator letters will be selected from tables I, II, or III as applicable.

5.8 Type designators for definitive systems, subsystems, centers, centrals and sets. A type designator assignment for a definitive system, subsystem, central, center or set consists of an AN, a slant bar (solidus), a series of three letters, a dash and a number. For example, an appropriate designator would be AN/ARC-73 (see table I).

5.9 Type designators for definitive groups. All groups are identified by two indicator letters selected from table II as applicable (e.g., OD, OE, OJ, OR, etc.). The type designator for a group consists of the group indicator, a dash, a number, the slant bar (solidus), and the type designator for the equipment it is “part of” or “used with”. When the group is known to be peculiar to a specific equipment, for example, part of the AN/TPN-30, with no known potential for other use, the type designator after the slant should be OK-414/TPN-30. When the group may have

MIL-STD-196F

multiple applications, the type designator after the solidus should be more general, such as OK-198/G or OK-181/SL (see table II).

5.10 Type designators for definitive units.

5.10.1 Type designator for one end item use. The type designator for units having one end item consists of an indicator (table III), a dash, a number, a slant bar (solidus) and the type designator of the equipment it is “part of” or “used with” (i.e., Receiver, Radio R-40/VRC-12).

5.10.2 Type designator for multiple usage. The type designator for units having multiple usages is the same as specified in 5.5.1, except following the slant bar only those indicators which are common or appropriate should appear. For example, a Power Supply that is “part of” or “used with” the AN/VRC-12 and AN/VRC-19 is identified as a PP-50/VRC. A Power Supply which is “part of” the AN/VRC-12 and “used with” the AV/VRR-40 is identified as PP-60/VR. Alternately, a power supply which is “part of” or “used with” the AN/GRC-26 and AN/GPS-20 is identified as the PP-70/G.

5.10.3 Type designator for dual item name. The indicator for a unit having a dual item name is selected to identify the primary function which is listed first (i.e., Amplifier-Power Supply, AM-250/U). When an indicator exists for a unit having a dual name, such as “RT” for Receiver-Transmitter and “PU” for Motor-Generator, the indicator appearing in table III is used.

5.11 Non listing of complement data. Definitive unit level nomenclature should not list complement data. Complement data is shown for items designated as a kit or variable unit if applicable.

5.12 Type designator for variable systems, subsystems, centers, centrals, sets, groups, and units.

5.13 Designator by parenthetical (V). Systems, subsystems, centers, centrals, set, or groups with variable component data are assigned type designators in the same manner as for definitive versions, except that the parenthetical V, (V), is added to the type designator. Some examples include an AN/FSG-1(V), and OT-1957(V)/APQ-73V.

5.14 Relationship of a variable to a higher level item of which it is a part. A higher level item shall only be a variable (V), if different variables of the lower variable item are included in the higher item’s configuration.

5.15 Complement data for variable assignments. Variable item level nomenclature requires variability in complement data. This can be expressed in two ways as follows:

a. The complement data in Block 14.7 of the Request for Nomenclature, DD Form 61, shows at least one item as a variable quantity.

b. If any nomenclature complement data has been assigned to a variable (V), and more than one of the configurations can be used in the higher level item, then the higher unit level becomes a variable requiring assignment of a parenthetical (V).

MIL-STD-196F

5.16 Specific configurations of variables. Variable systems, subsystems, centers, centrals, sets, or groups are assigned a number following the parenthetical (V) to further identify a specific configuration of a variable system, subsystem, center, central, set or group (i.e., AN/SRC-75(V)1, AN/ACR-75(V)3, OT-1957(V)1/APQ-73(V), and OT-1957(V)2/APQ-73V. The complement listing for a specific configuration shows the precise quantity of equipment selected from the complement listing of the basic (V). A separate request for nomenclature is required for each specific configuration requested.

5.17 Type designator for units designed to accept "Plug-Ins". Units designed to accept "plug-ins" which change the function, frequency, or technical characteristics of the unit are type designated with (P) preceding the slant bar. The "plug-ins" are not considered "part of" the unit. (i.e., Receiver, radio R00(P)/GRC-19).

5.18 Identification for cryptographic/classified items. A parenthetical C, (C), will be submitted by the Originator in the requested type designator used only by the National Security Agency (NSA) for classified and/or cryptographic items. Concurrence from NSA must be obtained for all items with Communications Security (COMSEC) as "part of" the item.

5.19 Identification of Automated Data Processing Equipment (ADPE). A digit or digits in parentheses directly following the letters of the type designator may indicate the Type of ADPE included. For example, set designator AN/UYK (1, 4, 5) indicates a (1) Digital Processor, (4) Input/Output device, or (5) tape equipment (see table I).

5.20 Type designators for equipment designed for training purposes.

5.20.1 Specific set training. Equipment designed to provide training in the operation of a specific set is assigned the specific set designator followed by a dash, the letter T, and a number. For example, Radio Training Set AN/ARC-6A-T1 is the first training set for Radio Set AN/ARC-6A (see table I).

5.20.2 Systems, subsystems, and sets with same indicator letters. Equipment designed to provide training in the operation of various types of systems, subsystems and sets with the same indicator letters is assigned indicator letters based on the equipment it will be used to train for, followed by a dash, the letter T, and a number. For example, Radio Training Set AN/ARC-T1 would be first training set for general airborne Radio Sets.

5.20.3 Systems, subsystems, and sets with different indicator letters. Equipment designed to provide training in the operation of various types of systems, subsystems and sets with the different indicator letters is assigned general indicator letters as appropriate. For example, Radio Training Set AN/URC-T1 could be the first training set for both an airborne Radio Set (AN/ARC-27) and a ground Radio Set (AN/GRC-32).

5.20.4 Training designator for a group or unit. The letter "T" denoting training, is added to a group or unit type designator, just preceding the slant bar, only when the group or unit is not

MIL-STD-196F

“part of” other equipment. If it is “part of” other equipment, the training designator “T” is not used.

5.21 Maintenance test equipment produced as separate equipment. Maintenance test equipment requiring AN type designation use “Installation” and “Type of Equipment” indicators followed by the letter “M” as the purpose indicator. As examples, Test Set, Radar AN/MPM-8 may be used for Radar Set AN/MPG-5, AN/MPS-5, AN/MPS-12 and AN/MPN-9; and Test Set Radio AN/URM-20 may be for Radio Set AN/TRC-7 and AN/ARC-2.

5.21.1 Maintenance and test units which are an integral part of basic equipment. Maintenance and test units or groups which are an integral part of a basic set or equipment are considered as “part of” such equipment and are assigned a type designator in accordance with procedures established for these item levels.

5.22 Equipment installation indicator letters requiring further definition (see table I).

5.22.1 Installation indicator letter “C”. Installation indicator letter “C” identifies cryptographic equipment. This indicator is to be used by the National Security Agency (NSA) only.

5.22.2 Installation indicator letter “D”. Installation indicator letter “D” is for equipment installed in pilotless planes, drones, rockets, and guided missiles. Balloon or parachute type of installations are indicated with the installation indicator letter “A”.

5.22.3 Installation indicator letter “F”. Installation indicator letter “F” is used for equipment installed in fixed ground (non-moveable) installations.

5.22.4 Installation indicator letter “G”. Installation indicator letter “G” is used for equipment capable of being used in two or more different types of ground installations.

5.22.5 Installation indicator letter “M”. Installation indicator letter “M” is used for equipment installed in, and operated from, a vehicle while it is in motion. The vehicle’s sole function is to house and transport the equipment. The vehicle must be “part of” the equipment.

5.22.6 Installation indicator letter “P”. Installation indicator letter “P” is used only when the equipment is specifically designed to operate while being carried by a person.

5.22.7 Installation indicator letter “S”. Installation indicator letter “S” is used for equipment installed in water surface craft (shipboard) or buoys.

5.22.8 Installation indicator letter “T”. Installation indicator letter “T” is used for ground equipment that is designed for, and normally moved from place to place, and is not covered by equipment indicators “G” “M”, “P”, “U”, or “V”. The equipment is not capable of operation while being transported.

MIL-STD-196F

5.22.9 Installation indicator letter “U”. Installation indicator letter “U” is used for an equipment capable of being used in a combination of two or more general installation classes. Equipment that can be used in ground, shipboard, or airborne applications are examples of this type of item. It is also used to identify a combination of two or more general installation classes within any one equipment. For example, part of the equipment is airborne and part of it is on the ground.

5.22.10 Installation indicator letter “V”. Installation indicator letter “V” is used for equipment installed in a vehicle designed for functions other than carrying electronic equipment. For example, equipment installed in tanks, and weapon carriers. The equipment must be capable of operation while the vehicle is in motion.

5.23 Equipment type indicator letters requiring further definition (see table I).

5.23.1 Type indicator letter “P”. Equipment type indicator letter “P” is used for the following types of equipment:

- a. Radar equipment.
- b. Beacons which function with radar equipment.
- c. Electronic recognition and identification systems.
- d. Pulse-type navigational equipment.

5.23.2 Type indicator letter “Z”. Equipment type indicator letter “Z” is used for secure communications equipment and is to be used only by the NSA.

5.24 Identification of systems, subsystems, centers, centrals, sets, group and units with modified power requirements. A change in the power input voltage, phase, or frequency is identified by the addition of the letters “X”, “Y”, or “Z” to the basic nomenclature. For example, if Radio Set AN/TRC-100 were modified to permit its operation on 24 volt DC rather than 110 volt AC, it would be identified as Radio Set AN/TRC-100X. (A modification other than to the power input would be identified as AN/TRC-100A). Simultaneous modifications providing improvements as well as a power change could be identified by the modification letter “A”, to show product improvements, and modification letter “X”, to show power input differences (i.e., AN/TRC-100AX). The first power input modification would be identified with the letter “X”, the second “Y”, the third “Z”, the fourth “XX”, etc.

5.25 Application of type designators to developmental/experimental equipment. The Request for Nomenclature will indicate experimental/development type in block 12 of the DD Form 61, and block 13 will show an open bowlegs “()”. Example are a Radio Set AN/ARC-(), or a Power Supply PP- ()/U. Part numbers are not required on development models, but they do help keep versions separate. When the production model is ready, a new Request for Nomenclature will be submitted for assignment, not a revision, with the correct type designation already filled in block 13, leaving the empty bowlegs “()” off. The original DD Form 61 that was submitted

MIL-STD-196F

for the () open bowlegs shall be cancelled from the file using one of the reasons cited in paragraph 4.4.

5.26 Unit assignments requiring further definition (see table III).

5.26.1 Servo amplifiers. Servo amplifiers of electronic type (non-rotating) are assigned the unit indicator “AM”, the rotating type are assigned “PU”.

5.26.2 Plug-in units. Plug-in units, whose descriptions are based on their functions such as amplifiers, receivers, transmitters, etc., will be assigned unit indicators based on their function, then the generic indicator “PL” will be assigned.

5.26.3 Type designators which include the parenthetical (-FT, -IN) with varying lengths. Cable assemblies, waveguides, cords, transducers, sonar projectors and hydrophone type designators which include the parenthetical (-FT, -IN) are not assigned a specific equipment indicator after the slant bar. For example, a GRC-26 would not be assigned a parenthetical type designator, but would be assigned a more general indicator, such as /U, or /GR. In each case the request for type designator must include the phrase “length to be specified.” The /U, for example, is “for general utility use,” and the /GR, is “for general ground radio use.” Parenthetical type designators (-FT, -IN) may be applied to cable assemblies, waveguides, cords, transducers, sonar projectors, and hydrophones assigned specific equipment indicators when the end item configuration includes several of any one of these type of items that are identical except for length. The use of (-FT, -IN) in the instance will be limited to new assignments commensurate with the effective date of this document and will not be retroactive (i.e., CX-13293/VRC (8 FT, 6 IN), CV-13293/VRC (8 FT, 6 IN)).

5.27 Batteries.

5.27.1 Primary batteries - non-rechargeable. Assignment for primary type (non-rechargeable) batteries will be made under the type designator indicator “BA”.

5.27.2 Secondary type storage batteries - rechargeable. Assignment of secondary type (rechargeable) storage batteries will be made under type designator indicator “BB”.

5.28 Battery questions that need to be answered on the automated DD Form 61 within JETDAS.

- a. Battery chemistry. Example – Li –Ion.
- b. Cell type within the battery. Cylindrical or Prismatic pouch?
- c. Rechargeable or non-rechargeable.
- d. Amp hour of the battery.

MIL-STD-196F

- e. Voltage.
- f. Connector type.
- g. Will the battery be replaced by another battery? If so; NSN and/or nomenclature of the battery being replaced.
- h. Block 4-14 data shall be for the battery ONLY and not the system it is going into.
- i. If rechargeable. Charger support information in block 14-7.
- j. Limitations on nomenclature approval. The assignment of electronic nomenclature does not constitute approval of any item of equipment, nor approval for the use of any particular item in specific equipment, and does not waive any requirement of the contract involved.

6. NOTES

(This section contains information of a general or explanatory nature which may be helpful, but is not mandatory.)

6.1 Associated Data Item Descriptions (DIDs). This standard is cited in ASSIST-Online as the source document for the following DIDs. When it is necessary to obtain the data, the applicable DIDs should be listed on the Contract Data Requirements List (DD Form 1423), except where the DoD Federal Acquisition Regulation Supplement exempts the requirement for a DD Form 1423.

<u>DID Number</u>	<u>DID Title</u>
DI-SESS-81254	Request for Nomenclature (DD Form 61)

The above DIDs were current as of the date of this standard. The current issue of the AMSDL must be researched to ensure that only current and approved DIDs are cited on the DD Form 1423.

6.2 Departmental Control Points (DCPs). For information purposes, the Departmental Control Points are as follows:

6.2.1 Department of the Army Control Point.

- a. Commander, U.S. Army Communications-Electronics Command, ATTN: AMSEL-LCL-SII, Bldg 6006 Combat Drive, Aberdeen Proving Ground, MD 21005-1845.

6.2.2 Department of the Navy Control Points.

MIL-STD-196F

- a. Commanding Officer, Naval Air Warfare Center Aircraft Division, Systems Standardization Division, Code 4L8000B120-3, Highway 547, Lakehurst, NJ 08733.
- b. Naval Sea Systems Command, ATTN: Code 04L2, 1333 Isaac Hull Avenue SE, Washington Naval Yard, DC 20376-4060.
- c. Space and Naval Warfare Systems Command, 4301 Pacific Highway, San Diego, CA 92110-3127.

6.2.3 Department of the Air Force Control Points.

- a. HQ Air Force Materiel Command, AFMC/AFGLSC/401 SCMS/GUMB 4375 Chidlaw Road, Bldg 252, Room S256, Wright-Patterson AFB, OH 45433-5006.

6.2.4 Department of the United States Marine Corp Control Point.

- a. Life Cycle Logistics Support Office (AC-LCL), Marine Corps Systems Command, 814 Radford Blvd, Albany, GA 31704.

6.2.5 National Security Agency Control Point.

- a. Director, National Security Agency, Central Security Services, ATTN: L1621, Fort George G. Meade, MD 20755-6000.
- b. Director, National Security Agency, ATTN: Y221, Fort George F. Meade, MD 20755-6000.

6.2.6 Canadian Control Point.

- a. National Defense Headquarters, Director Supply Chain Operations, Mgen Pearkes Building, ATTN: DSCO 5-3, Ottawa, Ontario, Canada, K1A 0K2.

6.2.7 Australian Control Point.

- a. National Codification Bureau, Defence Asset and Inventory Management Branch Finance Division, Defence Materiel Organization Level 4, 661 Bourke Street, Melbourne, VIC, 3000, Australia.

6.2.8 Department of Defense Control Point.

- a. Commander, U.S. Army Communications-Electronics Command, ATTN: AMSEL-LCL-SII, Bldg 6006 Combat Drive, Aberdeen Proving Ground, MD 21005-1845.

6.3 Classified nomenclature requests and data elements. Classified nomenclature requests and their associated data elements should be marked in accordance with the Department of Defense Industrial Security Manual for Safeguarding Classified Information, DOD 5220-22-S (see 4.5.2).

MIL-STD-196F

6.4 Joint Electronics Type Designation Automated System (JETDAS). The TDAS was implemented during the Fiscal Year (FY) 1998. Figure 8 provides an example of the JETDAS Source Request Number Format as currently proposed.

6.5 Subject term (key word) listing.

- Center
- Complement Listing
- Definitive Item Levels
- Electronic Materiel
- Group
- Item Levels
- Item Name
- JETDAS
- Nomenclature
- Set
- Subsystem
- Type Designator
- Unit
- Variable Item Levels

6.6 Changes from previous issue. “Marginal notations are not used in this revision to identify changes with respect to the previous issue due to the extent of the changes.”

MIL-STD-196F

		A N / A R C - 7 3	
Installation <i>(1st Letter)</i>	Type of Equipment <i>(2nd Letter)</i>	Purpose <i>(3rd Letter)</i>	Misc. Identification
A. Piloted Aircraft	A. Invisible Light, Heat Radiation	A. Auxilliary Assembly	Single * are for NSA use only
B. Underwater Mobile, Submarine	B. Comsec*	B. Bombing	X,Y,Z Changes in voltage, Phase, or Frequency
C. Cryptographic*	C. Carrier- ElectronicWave/Signal	C. Communications Receiving/Transmitting)	T. Training
D. Pilotless Carrier	D. Radiac	D. Direction Finder, Reconnaissance and Surveillance	(C) NSA use only
F. Fixed Ground	E. Laser	E. Ejection and/or Release	(P) Units accept plug-ins
G. General Ground Use	F. Fiber Optics	G. Fire Control or Search Light Directing	(V) Variable Items
K. Amphibious	G. Telegraph/Teletype	H. Recording/Reproducing	(-FT,-IN) Identical items with varying lengths
M. Mobile (ground)	I. Interphone and Public Access	K. Computing	() Developmental/Experimental
P. Portable	J. Electromechanical or Inertial Wire Covered	M. Maintenance/ Test Assemblies	Automatic Data Processing (ADP)
S. Water	K. Telemetry	N. Navigational Aids	1. Digital Equipment Only
T. Transportable (ground)	L. Countermeasures	Q. Special or Combination	2. Analog Equipment Only
U. General Utility (Multiple)	M. Meteorological	R. Receiving/Passive Detecting	3. Hybrid (1&2 Combined)
V. Vehicular(ground)	N. Sound in Air	S. Detecting/Range and bearing, Search	4. Input/Output Device
W. Water Surface and Underwater Combined	P. Radar	T. Transmitting	5. Magnetic Media
Z. Piloted-Pilotless Airborne Vehicles Combined	Q. Sonar/underwater sound	W. Automatic Flight or Remote Control	6. Others
	R. Radio	X. Identification and Recognition	Indicator Letter Previously
	S. Special or Combination	Y. Surveillance (search, detect, and multiple target tracking) and control (both fire and air control)	Removed From This Table
	T. Telephone (wire)	Z. Secure*	Installation: C-Air Transportable
	V. Visual/Visible Light		Type: B-Pigeon, E-Nupac,
	W. Armament (peculiar to armament not otherwise covered)		F-Photographic Purpose: L-Searchlight Control, P- Reproducing
	X. Facsimile to Television		
	Y. Data Processing or Computer		
	Z. Communications*		

Table I – Table of Equipment Indicators

MIL-STD-196F

Table II. Table of group indicators.

Group example of use indicators	Family name (Not to be construed as limiting the application of the group indicator)
OA Miscellaneous groups	Groups not otherwise listed. Do not use if a more specific group indicator applies.
OB Multiplexer and/or demultiplexer groups	All types
OD Indicator groups	All types
OE Antenna groups	All Types
OF Adapter groups	All types
OG Amplifier groups	All types
OH Simulator groups	All types
OI Cryptographic groups	All types
OJ Consoles and console groups	All types
OK Control groups	All types
OL Data analysis and data processing groups	All types
OM Modulator and/or demodulator groups	All types
ON Interconnecting groups	All types
OP Power Supply groups	All non-rotating types
OQ Test Set groups	All types
OR Receiver groups	All types
OS Satellite groups	All types
OT Transmitter groups	All types
OU Converter groups	All types
OV Generator groups	All types including power generating equipment
OW Terminal groups	Telegraph, radio, telephone, etc.
OX Coder, recoder, interrogator, transponder groups	All types
OY Radar Set groups	Do not use if more specific indicator applies
OZ Radio Set groups	Do not use if a more specific indicator (OE, OR, OT) applies

MIL-STD-196F

Table III. Table of unit indicators.

Unit indicators	Family name	Examples of use (Not to be construed as limiting the application of the unit)
AB	Support for antennas	Antenna mounts, mast bases, mast sections, towers, etc.
AM	Amplifiers	Power, audio, interphone, radio frequency, video, electronic control, etc.
AS	Antenna, simple and complex	Arrays, parabolic type, masthead whip or telescopic loop, dipole, reflector, etc.
BA	Battery, primary type	Batteries, battery packs, etc.
BB	Battery, secondary type	Batteries, battery packs, etc.
BZ	Alarm units	All types
C	Controls	Control box, remote tuning control, etc.
CA	Computers auxiliary units	Input/output peripheral, etc.
CC	Cable assemblies, RF	RF cables, waveguides, transmission lines, etc., with terminals
CD	Controlling Devices	Complex controlling devices
CM	Comparators	Compares two or more input signals
CN	Compensators	Electrical and/or mechanical compensating, regulating or attenuating apparatus
CP	Computers	A mechanical and/or electronic mathematical calculating device
CU	Couplers	Impedance coupling devices, directional couplers, etc.
CV	Converters (electronic)	Electronic apparatus for changing the phase frequency, or from "one" medium to "another"
CW	Radomes	Radomes
CX	Cable assemblies, non RF	Non RF cables with terminals, test leads, also composite cables or RF and non RF conductors
CY	Cases and cabinets	Rigid and semirigid structure for enclosing or carrying equipment
D	Dispensers	Chaff
DA	Loads, dummy	RF and non RF test loads

MIL-STD-196F

Table III. Table of unit indicators. (continued)

Unit indicators	Family name	Examples of use (Not to be construed as limiting the application of the unit)
DI	Data transmission	Devices for authentication and transferring recorded or generated data over transmitter/receiver links.
DT	Detecting heads	Magnetic, capacitive or optical pickup devices, search coil, hydrophones, etc.
DU	Display Unit/Monitors	All types that are external devices for computers, test sets, etc.
F	Filter units	Electronic types, back-pass, low pass, band suppression, noise telephone, filter networks; excludes non-repairable types
FO	Fiber Optics	Electrical, electronic and communication
FR	Frequency measuring device	Frequency meters, tuned cavity
G	Generators, power	Electrical power generators without prime movers (see PU)
GO	Goniometers	Instruments for measuring angles for determination of energy transferred from moving to fixed coil (directional) antennas, etc.
H	Head, hand and chest sets	Includes earphone
HD	Environmental Apparatus	Heating, cooling, dehumidifying, pressure, vacuum devices, etc.
ID	Indicator units, non-cathode ray tube	Calibrated dials and meters, indicating lights, etc. (see also IP)
IM	Intensity measuring devices	Includes SWR gear, field intensity noise meters, slotted lines, etc.
IP	Indicator units, cathode ray tube	Azimuth, elevation, panoramic, etc.
J	Interface units	Interconnecting and junction units, etc. Do not use if a more specific indicator applies.
KG	Key generator	Units generating a pseudorandom sequence of cryptovariables using algorithms
KY	Keying devices	Mechanical, electrical and electronic key coders, interrupters, etc.

MIL-STD-196F

Table III. Table of unit indicators. (continued)

Unit indicators	Family name	Examples of use (Not to be construed as limiting the application of the unit)
LA	Laser	Communication, electrical, etc.
LS	Loudspeakers	Separately housed loudspeakers and intercommunication stations
M	Microphones	Radio, telephone, throat, hand, etc.
MD	Modulators, demodulators, discriminators	Devices for varying amplitude, frequency or phase
ME	Meters	Multimeter, vacuum tube voltmeters, power meters, volt-ohm-millimeters, etc.
MK	Miscellaneous kits	Maintenance, modification, etc.
ML	Meteorological devices	Miscellaneous meteorological equipment, etc.
MO	Multipurpose	Units that perform two or more functions
MT	Mountings	Mountings, racks, frames, stands, etc.
MU	Memory units	Memory units
MW	Microwave	Communication, etc.
MX	Miscellaneous	Equipment not otherwise classified. Do not use if a better indicator is available.
O	Oscillators	Master frequency, blocking, multi-vibrators, etc. (for test oscillators see SG)
OC	Oceanographic devices	Bathythermograph, etc.
OS	Oscilloscope, test	Test oscilloscope for general test purposes (see IP)
PL	Plug-in units	Plug-in units not otherwise classified
PP	Power supplies	Non-rotating machine types, such as vibrator pack rectifier, thermoelectric, etc.
PT	Mapping and plotting units	Electronic types only
PU	Power equipment	Rotating power equipment, motor-generators, dynamotors, etc.
R	Receivers	Receivers, all types except telephone
RB	Robotics	Electric-mechanical, etc.
RD	Recorder-reproducers	Sound, graphic, tape, wire, film, disc, facsimile, magnetic, mechanical, etc.

MIL-STD-196F

Table III. Table of unit indicators. (continued)

Unit indicators	Family name	Examples of use (Not to be construed as limiting the application of the unit)
RE	Relay assembly units	Electrical, electronic, etc.
RL	Reeling machines	Mechanism for dispensing and rewinding antenna or field wire cable, etc.
RO	Recorders	Sound, graphic, tape, wire, film disc, facsimile, magnetic, mechanical, tape, and card punch, etc.
RP	Reproducers	Sound, graphic, tape, wire, film, disc, facsimile, magnetic, mechanical, punched tape and card readers, etc.
RR	Reflectors	Target, confusion, etc., except antenna reflectors (see AS)
RT	Receiver and transmitter	Radio and radar transceiver, composites of transmitter and receiver, etc.
S	Shelter	Electrical equipment, etc.
SA	Switching units	Manual, impact, motor driven, pressure operated, electronic, etc.
SB	Switchboard	Telephone, fire control, power distribution, etc.
SG	Generator, signal	Test oscillators, noise generators, etc. (see O)
SM	Simulators	Flight, aircraft, target, signal, etc.
SN	Synchronizers	Equipment to coordinate two or more functions
SS	Special purpose	Devices performing unique functions
SU	Optical units	Electro-optical units, such as night vision, scope, sights, auto-collimator, viewers, trackers, alignment equipment
SY	Speech, secure	Devices that secure voice transmission/receiving equipment
T	Transmitters	Transmitters, all types except telephone
TA	Telephone apparatus	Miscellaneous telephone equipment

MIL-STD-196F

Table III. Table of unit indicators. (continued)

Unit indicators	Family name	Examples of use (Not to be construed as limiting the application of the unit)
TB	Towed body	Hydrodynamic enclosures used to house transducers, hydrophones, and other electronic equipment
TD	Timing devices	Mechanical and electronic timing devices, range devices, multiplexers, electronic gates, etc.
TF	Transformers	When used as separate units
TG	Positioning devices	Tilt and/or train assemblies
TH	Telegraph apparatus	Miscellaneous telegraph items
TN	Tuning units	Receiver, transmitter, antenna, tuning units, etc.
TR	Transducers	
TS	Test units	Test and measuring equipment not otherwise classified. Do not use if more specific indicators apply.
TT	Teletypewriter and facsimile apparatus	Teletype, tape, facsimile miscellaneous equipment
TU	Television	Special types
TW	Tape units	Preprogrammed with operational test and checkout data
V	Vehicles	Carts, dollies, vans peculiar to electronic equipment
ZM	Impedance measuring devices	Used for measuring Q, C, L, R, or PF, etc.

Items in these tables are not always listed by an Approved Item Name (AIN), they are descriptions of general items. Refer to the H6 to find the approved names.

MIL-STD-196F

1. ORIGINATOR AND ADDRESS		2A. THRU OR VIA (Submittal Review Point)						
Name: Emery S. McCullough Phone: (256)428-5542 Agency: PM TOCS/AMDCCS Street: 201 Electronics Blvd. City, St, Zip: Huntsville, AL 35824 Email: Click Here To Send Email		Name: Joan K Lovett Phone: (732)532-8510 DSN: 992-8510 Agency: PM PLATFORMS Street: BLDG 2705 City, St, Zip: FT MONMOUTH, NJ 07703 Email: Click Here To Send Email						
2B. THRU OR VIA (Department Control Point)		3. TO (Department of Defense Control Point)						
Name: Phillip R. Deis Phone: (443)861-3165 DSN: 848-3165 Agency: Item Introduction and Support Branch Street: Bldg. E2445 Edgewood City, St, Zip: Aberdeen, MD 21010 Email: Click Here To Send Email		Name: Orlando Harris Phone: (732)532-4339 DSN: 992-4339 Agency: CECOM Street: BLDG 1200W 3RD FLOOR City, St, Zip: FORT MONMOUTH, NJ 07703 Email: Click Here To Send Email						
4. DATE OF REQUEST		5. DESCRIPTION PER DP NO.		6. SOURCE REQUEST NO.				
03/23/2009				CCSCAB-2009-0014-001-001				
7. SECURITY CLASS OF EQUIP		8. FEDERAL SUPPLY CLASS		9. STOCK NUMBER (NIIN)				
Unclassified		5895						
10. ACTION REQUESTED		11. FOR REVISIONS NOTE CHANGE IN		12. TYPE OF NOMEN. REQUESTED				
Assignment (Simple Assignment)				Preproduction or Production				
13. RECOMMENDED NOMENCLATURE								
Item Name: Command System, Tactical			Type Designation: AN/TSQ-270					
14. TECHNICAL DATA								
14-1. Federal Catalog Item Name 14-2. Technical Characteristics: Operational environment: -50F to +160F. Rack positions: 19 and 24-inches. Transportable by C130 aircraft, marine and rail. MIL-STD 810F compliant. Multifunctional, modular radio bays. Reconfigurable and dismountable Modular Equipment Packages. Integrated SprayCool system for equipment cooling. Interface panels provide signal entry interfaces, external and internal connectivity, support for TOCNET, as well as power and ground interfaces. Console port for equipment configuration. Common cable infrastructure for power and data. Red/Black data separation. High speed internal secure SBU/LAN. Built in test for power, data, and equipment. EMI & RFI housing. System is mounted on racks, bolted to the bed of an M1152 Armored Utility Truck. The bed and foot-well racks support the MEPs. Radio racks support radio installation. System is covered with a fiberglass hardtop.			14-4. Overall Dimensions and Weight Height: 88.75 Width: 89 Depth: 187.5 Weight: 13,100 14-5. Mounting Data: Bolted to bed of an Armored Utility Truck M1152. 14-6. Material: Aluminum, steel, and fiberglass.					
14-3. Operating Power Requirements: 120/208 VAC or 28 VDC from commercial or tactical power (minimum 10Kw) source.								
14-7. Complement Data		Complement Data Print View						
Qty	Item Name	CAGE Code	Part No	Drawing No	Type Designation	NSN	Model No	Prob?
2	Amplifier, Radio Frequency	80063	A3256646-1		AM-7238B/VRC	5895014072627		
1	Antenna	05211	RAMI840011			5985015129126		
1	Antenna	65457	41556-00			5985014736108		
1	Antenna	81349	AT197AGR			5985007840432		
1	Antenna	13499	013-1981-010			5985015026692		
1	Antenna	82152	136875-102					
1	Antenna	80063	A3005031		AS-3449/VSQ-1	5985011839462		
1	Antenna	80063	A3017899-2		AS-3900A/VRC	5985013088988		
1	Computer System, Digital	1RWE7	9800-07060-90					

Figure 1. Request for nomenclature (DD Form 61) - simple assignment.

MIL-STD-196F

14-8. Special Features:		14-10. Manufacturer's Data	
14-9. Design Activity Data		Name: Northrop Grumman, Inc.	
Name: Northrop Grumman, Inc.		Address: 1430A Wall Triana Blvd., Madison AL 35756	
Address: 1430A Wall Triana Blvd., Madison AL 35756		CAGE Code: 318U8	
CAGE Code: 318U8		Part #: ALH-103250-001	
Part #: ALH-103250-001		Drawing #: ALH-103250	
Drawing #: ALH-103250		14-11. Contractor's Data	
		Name: Northrop Grumman, Inc.	
		Address: 1430A Wall Triana Blvd., Madison AL 35756	
		CAGE Code: 318U8	
		Part #: ALH-103250-001	
		Drawing #: ALH-103250	
14-12. Type of Installation:			
15. FUNCTIONAL DESCRIPTION			
The CPP Light consists of the Light Platform Assembly (three Modular Equipment Packages or MEP and two radio racks), with the integrated Command and Control Assembly, mounted on the M1152 ECV Enhanced HMMWV. The system provides fire direction and control. The MEPs are easily reconfigurable on the vehicle and are able to be dismounted and used in a fixed facility (Stationary Command Post Operations Mode). It provides responsive, networked, extended-range target precision attack of armored, and other stationary and moving targets during the day or night and in all types of weather. It is a self-contained operational system. Power is provided by the centralized power system with DTI Inverter and Automatic Transfer Switch located in the bed rack.			
16. CONTRACT OR ORDER NO.		17. GOV'T DRAWING NO.	18. GOV'T SPECIFICATION NO.
W31P4Q-04-C-0159			
19. DATE ACTION TAKEN TO		20. PROJECT GROUP	
Assign - 11/18/2009			
21. EQUIPMENT OF WHICH THIS IS A PART			
22. EQUIPMENT WITH WHICH THIS ITEM IS USED			
23. INITIATOR REQUESTING SUFFIX LETTER ASSIGNMENT OR NEW ASSIGNMENT WILL MARK APPROPRIATE BLOCK. COMPLETE DETAILS CONCERNING SIMILARITIES, DIFFERENCES, AND INTERCHANGEABILITY WILL BE STATED IN "OTHER PERTINENT INFORMATION" BLOCK BELOW.			
Similar to But not... Mechanically AN/TSQ-232(V2) & (V4)			
24. OTHER PERTINENT INFORMATION (List any additional information not covered by the above questions concerning function, application, purpose, relationship or similarity to other equipment, reason for revision, substitutability of or by other equipment, description of the design change, etc., which would aid in the assignment of nomenclature to this request.)			
25. INITIATED BY		26. SIGNATURE	
Name: Emery S. Mccullough		CETDAS0838	
Title: Sr. Logistics Engineer			
Phone: (256)428-5542			
27. AUTHORIZED NOMENCLATURE			
Item Name: Command System, Tactical		Type Designation: AN/TSQ-270	
28. AUTHORIZED BY		29. SIGNATURE	
Name: Orlando Harris		OHARRIS	
Title: LOGISTICS MANAGEMENT SPEC			
Phone: (732)532-4339			
DSN: 992-4339			
Email: Click Here To Send Email			
Return To Previous Screen			

Figure 1. Request for nomenclature (DD Form 61) - simple assignment. (continued)

MIL-STD-196F



 Joint Electronics Type Designation Automated System (JETDAS) 		
Home How-To Module Actions Reports Options Admin Help Logout		
View DD61: JTRSC1-2010-0007-001-001		
STATUS: Final Approval (Returned To SRP)		
1. ORIGINATOR AND ADDRESS		2A. THRU OR VIA (Submittal Review Point)
Name: Trina L. Herren Phone: (319)295-5621 Agency: COR: John M. Gregory Street: 400 Collins Rd. NE City, St, Zip: Cedar Rapids, IA 52498 Email: Click Here To Send Email		Name: James D. Novotny Phone: (732)427-4342 DSN: 987-4342 Agency: CERDEC, PRODUCT REALIZATION DIRECTORATE Street: Bldg 1202 West, 2nd floor City, St, Zip: Fort Monmouth, NJ 07703 Email: Click Here To Send Email
2B. THRU OR VIA (Department Control Point)		3. TO (Department of Defense Control Point)
Name: Phillip R. Deis Phone: (443)861-3165 DSN: 848-3165 Agency: Item Introduction and Support Branch Street: Bldg. E2445 Edgewood City, St, Zip: Aberdeen, MD 21010 Email: Click Here To Send Email		Name: Orlando Harris Phone: (732)532-4339 DSN: 992-4339 Agency: CECOM Street: BLDG 1200W 3RD FLOOR City, St, Zip: FORT MONMOUTH, NJ 07703 Email: Click Here To Send Email
4. DATE OF REQUEST	5. DESCRIPTION PER DP NO.	6. SOURCE REQUEST NO.
12/14/2010	Per PARA 5.1.1	JTRSC1-2010-0007-001-001
7. SECURITY CLASS OF EQUIP	8. FEDERAL SUPPLY CLASS	9. STOCK NUMBER (NIIN)
Unclassified	5996	
10. ACTION REQUESTED	11. FOR REVISIONS NOTE CHANGE IN	12. TYPE OF NOMEN. REQUESTED
Assignment (Assignment Modification)		Preproduction or Production
13. RECOMMENDED NOMENCLATURE		
Item Name: AMPLIFIER, RADIO FREQUENCY		Type Designation: AM-7635A/URC
14. TECHNICAL DATA		
14-1. Federal Catalog Item Name		14-4. Overall Dimensions and Weight
14-2. Technical Characteristics: 14-2.1 COMMON LOW BAND PATH / HIGH BAND PATH CHARACTERISTICS: 14-2.1.1 RF IMPEDANCE: 50 OHMS 14-2.1.2 FREQUENCY CHANGING TIME: 225 MHZ 14-2.1.3 CONFIGURATION CHANGING TIME: >15 MS 14-2.1.4 TRANSMIT/RECEIVE SWITCHING TIME: +40 DBM (IIP3), >+31 DBM (1 DB COMPRESSION POINT) 14-2.2 VHF/UHF CHARACTERISTICS: 14-2.2.1 FREQUENCY RANGE: 30 TO 88 MHZ AND 225 TO 450 MHZ 14-2.2.2 POWER OUTPUT: 50 Watts +/- 2 dB (30-88 MHz), 100 WATTS +/- 2 DB (225 to 450 MHz) 14-2.2.3 DUTY CYCLE: 14-2.2.3.1 SINGARS: 16.7% CONTINUOUS (1 MIN ON / 5 MIN OFF) 14-2.2.3.2 SATCOM: 100% AT 100 WATTS FOR 10 MIN AT 55C, FOR 1 HR AT 25C 14-2.2.3.3 UHF LOS: 16.7% CONTINUOUS (1 MIN ON / 5 MIN OFF) 14-2.2.3.4 UHF EPLRS: 75% AT 0.1 WATT (800 US - 3MS PULSE DURATION) 14-2.2.3.5 UHF EPLRS: 75% AT 3.0 WATTS (800 US - 3MS PULSE DURATION) 14-2.2.3.6 UHF EPLRS: 27% AT 20 WATTS (800 US - 3MS PULSE DURATION) 14-2.2.3.7 UHF EPLRS: 5.3% AT 100 WATTS (800 US - 3MS PULSE DURATION) 14-2.2.4 RF POWER CONTROL: 3 +/-0.5 DB RESOLUTION (0.1 TO 100 WATTS) 14-2.2.5 TRANSCEIVER PORT VSWR: 5V 14-2.5.1.2 FAN ON: 5V 14-2.5.2.2 FAN SPEED HIGH: 5V 14-2.5.3.2 FAN ALARM ON: <0.5V 14-3. Operating Power Requirements: OPERATING POWER REQUIREMENTS: 28 VOLT DC (NOMINAL) 460 WATTS MAX		Height: 7.00 Width: 4.50 Depth: 12.00 Weight: 15.00 Additional Info: n/a 14-5. Mounting Data: MOUNTING DATA: DEVICE IS SLIDE MOUNTED IN MOUNTING BASE, ELECTRICAL EQUIPMENT, MT-7323/URC, WITH LOCKING MECHANISM 14-6. Material: N/A
14-7. Complement Data		
Complement Data Print View <i>There is no complement data.</i>		
14-8. Special Features:		14-10. Manufacturer's Data
14-9. Design Activity Data Name: Rockwell Collins, Inc. Address: 400 Collins Road NE, Cedar Rapids IA CAGE Code: 0EFDD Part #: 822-2524-301 Drawing #: 822-2524 Model #: PA-602		Name: Rockwell Collins, Inc. Address: 400 Collins Road NE, Cedar Rapids IA CAGE Code: 0EFDD Part #: 822-2524-301 Drawing #: 822-2524 Model #: PA-602
		14-11. Contractor's Data
		Name: Rockwell Collins, Inc. Address: 400 Collins Road NE, Cedar Rapids IA CAGE Code: 0EFDD Part #: 822-2524-301 Drawing #: 822-2524 Model #: PA-602
		14-12. Type of Installation: THE DEVICE IS INSTALLED IN THE GROUND VEHICLE PLATFORM

Figure 2. Request for nomenclature (DD Form 61) - assignment modification.

MIL-STD-196F

15. FUNCTIONAL DESCRIPTION		
THE DEVICE PROVIDES SIGNAL SWITCHING AND REQUIRED GAIN FOR TRANSMIT AND RECEIVE SIGNALS. THE RF SIGNALS ARE ROUTED TO AND FROM THE TRANSCIEVER AND TO/FROM ANTENNAS OR OTHER CONTROLLED LRUS.		
16. CONTRACT OR ORDER NO.	17. GOV'T DRAWING NO.	18. GOV'T SPECIFICATION NO.
DAAB07-02-C-C403		AJ01119
19. DATE ACTION TAKEN TO		20. PROJECT GROUP
Assign - 02/22/2011		
21. EQUIPMENT OF WHICH THIS IS A PART		
N/A		
22. EQUIPMENT WITH WHICH THIS ITEM IS USED		
AN/VRC-107(V)		
23. INITIATOR REQUESTING SUFFIX LETTER ASSIGNMENT OR NEW ASSIGNMENT WILL MARK APPROPRIATE BLOCK. COMPLETE DETAILS CONCERNING SIMILARITIES, DIFFERENCES, AND INTERCHANGEABILITY WILL BE STATED IN "OTHER PERTINENT INFORMATION" BLOCK BELOW.		
Two way interchangeable, except by maintenance parts		
AM-7635A/URC is similar to AM-7635/URC. They are Electrically, Mechanically and Functionally two-way interchangeable with each other. The AM-7635A/URC incorporates design revisions to improve performance based on findings created during the qualification, integration and limited user testing of the system using the AM-7635/URC. Requirements set is unchanged between the AM-7635/URC and AM-7635A/URC.		
24. OTHER PERTINENT INFORMATION (List any additional information not covered by the above questions concerning function, application, purpose, relationship or similarity to other equipment, reason for revision, substitutability of or by other equipment, description of the design change, etc., which would aid in the assignment of nomenclature to this request.)		
N/A		
25. INITIATED BY		26. SIGNATURE
Name: Trina L. Herren Title: Nomenclature Coordinator Phone: (319)295-5621		CETDAS1056
27. AUTHORIZED NOMENCLATURE		
Item Name: AMPLIFIER, RADIO FREQUENCY		Type Designation: AM-7635A/URC
28. AUTHORIZED BY		29. SIGNATURE
Name: Orlando Harris Title: LOGISTICS MANAGEMENT SPEC Phone: (732)532-4339 DSN: 992-4339 Email: Click Here To Send Email		OHARRIS
Return To Previous Screen		

Figure 2. Request for nomenclature (DD Form 61) - assignment modification. (continued)

MIL-STD-196F

1. ORIGINATOR AND ADDRESS		2A. THRU OR VIA (Submittal Review Point)						
Name: Emery S. McCullough Phone: (256)428-5542 Agency: PM TOCS/AMDCCS Attn: Street: 201 Electronics Blvd. City, St, Zip: Huntsville, AL 35824 Email: Click Here To Send Email		Name: Joan K Lovett Phone: (732)532-8510 DSN: 992-8510 Agency: PM PLATFORMS Attn: SFAE-C3S-AD-PLT Street: BLDG 2705 City, St, Zip: FT MONMOUTH, NJ 07703 Email: Click Here To Send Email						
2B. THRU OR VIA (Department Control Point)		3. TO (Department of Defense Control Point)						
Name: Pamela H. Luparella Phone: (410)417-0191 DSN: 867-0191 Agency: CECOM Attn: AMSEL-LCL-SII Street: Eagles Point, Pod 131 City, St, Zip: Aberdeen Proving Ground, MD 21001 Email: Click Here To Send Email		Name: Orlando Harris Phone: (732)532-4339 DSN: 992-4339 Agency: CECOM Attn: AMSEL-LC-LEO-S-SM-P Street: BLDG 1200W 3RD FLOOR City, St, Zip: FORT MONMOUTH, NJ 07703 Email: Click Here To Send Email						
4. DATE OF REQUEST	5. DESCRIPTION PER DP NO.	6. SOURCE REQUEST NO.						
03/09/2005		CCSCAB-2005-0005-001-006						
7. SECURITY CLASS OF EQUIP	8. FEDERAL SUPPLY CLASS	9. STOCK NUMBER (NIIN)						
Unclassified	5895							
10. ACTION REQUESTED	11. FOR REVISIONS NOTE CHANGE IN	12. TYPE OF NOMEN. REQUESTED						
Assignment (Basic Variable Configuration)		Preproduction or Production						
13. RECOMMENDED NOMENCLATURE								
Item Name: Command System, Tactical		Type Designation: AN/TSQ-232(V)						
14. TECHNICAL DATA								
14-1. Federal Catalog Item Name 14-2. Technical Characteristics: -50F to 120F operational 19, 24, and 27-inch rack positions Shelter: 84" W, 67" H, 102" L Transportable by C-130 marine and rail MIL-STD 810F compliant Multifunctional, modular radio bays Common cable infrastructure for power and data Red/Black data separation Environmentally controlled High speed internal secure/SBU LAN Fiber-optic and copper shelter interface Four-rack data server Built in test for power, data and equipment Modular Signal Entry Panel and Tent Interface Panel Supports VIS or TOCNET 14-3. Operating Power Requirements: 208-240 VAC or VDC from commercial or tactical power (minimum 10Kw) source.		14-4. Overall Dimensions and Weight Height: 67 Width: 102 Depth: 84 Weight: 11000 lb 14-5. Mounting Data: 14-6. Material:						
14-7. Complement Data		Complement Data Print View						
Qty	Item Name	CAGE Code	Part No	Drawing No	Type Designation	NSN	Model No	Prob?
1-1	Air Conditioner	0LHE3	1715/1				1715/1	
0-1	Alarm-monitor	1UJX6	D-PK-NETGD-10239.00001				NETGUARDIAN832A	
0-2	Amplifier-Frequency Multiplexer	80058	AM-7238B/VRC			5895014072627		
0-1	Antenna	00752	DM Q71-1-1			5985014430282		
0-1	Antenna Group	14304	RF3080-AT001			5985014854672		
0-1	Boot Wall, Command Post System, Modular	0WFM3	MXA1040					
0-3	Cable Assembly, Fiber Optic	OYPM2	A2-1000-100M					
0-1	Computer Subassembly	0XWT1	MS5I-X5DP0400400					

Figure 3. Request for nomenclature (DD Form 61) - basic variable configuration.

MIL-STD-196F

14-8. Special Features:		14-10. Manufacturer's Data	
14-9. Design Activity Data		Name: Northrop Grumman Corporation	
Name: Northrop Grumman Corporation		Address: 1430 B Wall Triana Blvd., Madison, AL 35756	
Address: 1430 B Wall Triana Blvd., Madison, AL 35756		CAGE Code: 318U8	
CAGE Code: 318U8		14-11. Contractor's Data	
		Name: Northrop Grumman Corporation	
		Address: 1430 B Wall Triana Blvd., Madison, AL 35756	
		CAGE Code: 318U8	
		14-12. Type of Installation: Vehicular	
15. FUNCTIONAL DESCRIPTION			
The Rigid Wall Shelter CPP and associated hardware items consists of shelter-mounted equipment that ground commanders can use as building blocks to form Command Posts (CP) at echelons from battalion to corps. The shelter is mounted on a heavy-variant HMMWV. The CPP program advances the idea of a flexible, multifunctional vehicle called the Command Post Platform (CPP). The CPP hosts multiple battle command and support software suites, communications equipment, and interfaces with numerous other digitized vehicles to serve as an information aggregation point. A single CPP may serve as a stand-alone CP, or combined with multiple CPs or CPPs to form the digital network backbone for a higher echelon CP. The C2 Assembly, common to all variants, consists of a computer, a networking system, and a communication system, which includes radios, and the Command Post Communication System (CPCS) or alternative. The C2 Assembly will vary only in the specific radios installed to accomplish a particular CP's mission.			
16. CONTRACT OR ORDER NO.		17. GOV'T DRAWING NO.	
W31P4Q-04-C-0159			
19. DATE ACTION TAKEN TO		20. PROJECT GROUP	
Assign - 08/23/2006			
21. EQUIPMENT OF WHICH THIS IS A PART			
22. EQUIPMENT WITH WHICH THIS ITEM IS USED			
23. INITIATOR REQUESTING SUFFIX LETTER ASSIGNMENT OR NEW ASSIGNMENT WILL MARK APPROPRIATE BLOCK. COMPLETE DETAILS CONCERNING SIMILARITIES, DIFFERENCES, AND INTERCHANGEABILITY WILL BE STATED IN "OTHER PERTINENT INFORMATION" BLOCK BELOW.			
24. OTHER PERTINENT INFORMATION (List any additional information not covered by the above questions concerning function, application, purpose, relationship or similarity to other equipment, reason for revision, substitutability of or by other equipment, description of the design change, etc., which would aid in the assignment of nomenclature to this request.)			
25. INITIATED BY		26. SIGNATURE	
Name: Emery S. Mccullough		CETDAS0838	
Title: Sr. Logistics Engineer			
Phone: (256)428-5542			
27. AUTHORIZED NOMENCLATURE			
Item Name: Command System, Tactical		Type Designation: AN/TSQ-232(V)	
28. AUTHORIZED BY		29. SIGNATURE	
Name: Orlando Harris		OHARRIS	

Figure 3. Request for nomenclature (DD Form 61) - basic variable configuration. (continued)

MIL-STD-196F



 Joint Electronics Type Designation Automated System (JETDAS) 						
Home	How-To Module	Actions Reports Options Admin Help Logout				
View DD61: IEWICG-2011-0003-002-002						
« Previous Form In Package	STATUS: Final Approval (Returned To SRP) (Returned To DCP)					
GENERAL COMMENTS BY INITIATOR, SRP, DCP, OR DODCP						
SRP: THIS FORM REPRESENTS THE ACTUAL CONFIGURATOR OF TWISTER (V)1. (Susan C. Kidder / CETDAS1035 / 22-Dec-2011 12:00P)						
SRP: ERROR CORRECTED. NOW LINE ITEM #1. THANKS. SUE (Susan C. Kidder / CETDAS1035 / 15-Feb-2012 12:00P)						
DCP: RWOA: PLEASE REVIEW THE ERROR FLAG IN THE COMPLEMENT DATA. YOU DESCRIBE THE ITEM AS A GROUP UNDER THE MODEL NUMBER FIELD, BUT THE ITEM NAME IS OF A SYSTEM. IF IT IS TO STAY AS A SYSTEM LEVEL ITEM NAME, THEN YOU NEED TO REMOVE IT FROM THE COMPLEMENT DATA AND LIST IT IN BLOCK 22. (Phillip R. Deis / CETDAS0912 / 22-Feb-2012 12:00A)						
SRP: ARC 210 SYSTEM REMOVED FROM COMPLEMENT DATA AND ENTERED IN BLOCK 22. THANKS. SUE (Susan C. Kidder / CETDAS1035 / 24-Feb-2012 12:00A)						
1. ORIGINATOR AND ADDRESS		2A. THRU OR VIA (Submittal Review Point)				
Name: Susan C. Kidder Phone: (443)861-1568 DSN: 848-1568 Agency: IEW&S/ICG Street: GMS Lab, 6003 Combat Drive A3-201-13 City, St, Zip: Aberdeen Proving Ground, MD 21005 Email: Click Here To Send Email		Name: Susan C. Kidder Phone: (443)861-1568 DSN: 848-1568 Agency: IEW&S/ICG Street: GMS Lab, 6003 Combat Drive A3-201-13 City, St, Zip: Aberdeen Proving Ground, MD 21005 Email: Click Here To Send Email				
2B. THRU OR VIA (Department Control Point)		3. TO (Department of Defense Control Point)				
Name: Phillip R. Deis Phone: (443)861-3184 DSN: 848-3184 Agency: Item Introduction and Support Branch Street: Bldg. E2445 Edgewood City, St, Zip: Aberdeen, MD 21010 Email: Click Here To Send Email		Name: Phillip R. Deis Phone: (443)861-3184 DSN: 848-3184 Agency: Item Introduction Street: Bldg E2445 Edgewood City, St, Zip: Aberdeen, MD 21010 Email: Click Here To Send Email				
4. DATE OF REQUEST	5. DESCRIPTION PER DP NO.	6. SOURCE REQUEST NO.				
12/22/2011		IEWICG-2011-0003-002-002				
7. SECURITY CLASS OF EQUIP	8. FEDERAL SUPPLY CLASS	9. STOCK NUMBER (NIIN)				
Unclassified	5895					
10. ACTION REQUESTED	11. FOR REVISIONS NOTE CHANGE IN	12. TYPE OF NOMEN. REQUESTED				
Assignment (Actual Configuration)		Preproduction or Production				
13. RECOMMENDED NOMENCLATURE						
Item Name: COMMUNICATIONS SYSTEM, SATELLITE, WIDEBAND		Type Designation: AN/TSC-201(V)1				
14. TECHNICAL DATA						
14-1. Federal Catalog Item Name 14-2. Technical Characteristics: 14-3. Operating Power Requirements: Local Equipment Group (LEG); UPS: APC Smart 3000VA -- TWISTER Input Connector: NEMA L5-30P -- Service: NEMA L5-30R 120 VAC 50/60 Hz +/- 3 Hz 30 AMP Single Phase - Power Required: 680 Watts (typical) - 28V Power Supply: Sorensen 28V, Rack Mounted Remote Equipment Group (REG); OPTION 1: Shore Power - 120 VAC -- TWISTER Input Connector: NEMA L5-30P -- Service - Type 1; NEMA L5-30R 120 VAC 50/60 Hz +/- 3 Hz 30 AMP Single Phase OPTION 2: Shore Power - 220 VAC -- TWISTER Input Connector: MS3456W24-10P -- Service - Type 2 (see note 1); MS3450W24-10S 220 VAC 50/60 Hz +/- 3 Hz 20 AMP 2-Phase - Power Required: 620 Watts (typical) - 28V Power Supply MAG-CON 120/208/220V		14-4. Overall Dimensions and Weight <table border="0"> <tr> <td>Height:</td> <td>Width:</td> </tr> <tr> <td>Depth:</td> <td>Weight: 2073</td> </tr> </table> Additional Info: Additional Info: Local Equipment Group (LEG): 34.5"x22.5"x63.5", 492lbs. Antenna w/ REG FOIA: Tripod diameter 62" to 78" (adjustable) Reflector diameter: 48" Total Height: 86" Weight: 282 lbs. Power Cables -Qty 4, Size 25" x 13" x 22" (each), Weight: 200 lbs. (each) 400M Fiber Optic Cable: Size 18" x 23" x 34" (each) Weight: 50 lbs. (each) Total TWISTER Transport Weight: 2,073 lbs 14-5. Mounting Data: 14-6. Material:	Height:	Width:	Depth:	Weight: 2073
Height:	Width:					
Depth:	Weight: 2073					

Figure 4. Request for nomenclature (DD Form 61) – Actual Configuration.

MIL-STD-196F

14-7. Complement Data		Complement Data Print View						
Qty	Item Name	CAGE Code	Part No	Drawing No	Type Designation	NSN	Model No	Prob?
1	BACKPLANE ASSEMBLY	06401	60065959-000				CCA NMA Backplane	
1	BACKPLANE ASSEMBLY	06401	40006520-001				CCA Computer Digital	
1	BACKPLANE ASSEMBLY	06401	60022916-001				CCA Backplane	
1	CABLE ASSEMBLY SET, FIBER OPTIC	06401	60022855-002				Fiber Optic Interface Assembly	
1	CABLE ASSEMBLY, FIBER OPTIC	06401	40007176-000				Fiber Optic Cable Assembly	
1	CABLE ASSEMBLY, RADIO FREQUENCY	06401	40007206-002				RF Cable Assembly	
1	CIRCUIT CARD ASSEMBLY	06401	6002913-002				CCA-Egress	
1	CIRCUIT CARD ASSEMBLY	06401	60068230-001				CCA Quad OC3	
1	CODEC, DATA SIGNAL	06401	8163138-001				CCA Video CODEC	
1	COMMUNICATIONS SECURITY MODULE	06401	0N460461-000				CCA COMSEC HR	
1	COMMUNICATIONS SECURITY MODULE	98230	KGV-135A			5810015279503	KGV-135A	
1	CONNECTOR ASSEMBLY, ELECTRICAL	06401	60022778-000				CCA Mezzanine	
1	CONVERTER, SIGNAL DATA	06401	8158453-000				CCA MPEG-2 Encoder	
1	DEMULTIPLEXER SUBASSEMBLY	06401	60065949-000				CCA High Rate Demux	
14-8. Special Features:				14-10. Manufacturer's Data				
14-9. Design Activity Data				Name: L-3 Communications Corporation				
Name: L-3 Communications Corporation				Address: 640 N 2200 W, Salt Lake City, UT 84116				
Address: 640 N 2200 W, Salt Lake City, UT 84116				CAGE Code: 06401				
CAGE Code: 06401				Part #: 60065994-000				
Part #: 60065994-000				14-11. Contractor's Data				
				Name: L-3 Communications Corporation				
				Address: 640 N 2200 W, Salt Lake City, UT 84116				
				CAGE Code: 06401				
				Part #: 60065994-000				
				14-12. Type of Installation:				
15. FUNCTIONAL DESCRIPTION								
The Tactical Wideband Interoperable Surface Terminal (TWISTER) is a wideband communications suite that adheres to the Department of Defense (DoD) Common Data Link (CDL) specification for interoperable waveforms. The hardware is designed to interoperate with High Altitude Intelligence Surveillance and Reconnaissance (HAISR) aircraft such as the U2 and Global Hawk Unmanned Aerial Vehicle (UAV). In addition, the antenna parameters allow for the tracking and downlink of data from Low Earth Orbit (LEO) satellites. The primary purpose of the TWISTER is to provide a communications link between ground processing facilities and intelligence collecting platforms.								
16. CONTRACT OR ORDER NO.			17. GOV'T DRAWING NO.			18. GOV'T SPECIFICATION NO.		
FA8527-09-D-0090								
19. DATE ACTION TAKEN TO				20. PROJECT GROUP				
Assign - 02/29/2012								
21. EQUIPMENT OF WHICH THIS IS A PART								
22. EQUIPMENT WITH WHICH THIS ITEM IS USED								
ARC 210 SYSTEM (VHF/UHF Radio Group) CAGE: 13499 Part Number: 752-4123-001 NSN: 5821014623933								
23. INITIATOR REQUESTING SUFFIX LETTER ASSIGNMENT OR NEW ASSIGNMENT WILL MARK APPROPRIATE BLOCK. COMPLETE DETAILS CONCERNING SIMILARITIES, DIFFERENCES, AND INTERCHANGEABILITY WILL BE STATED IN "OTHER PERTINENT INFORMATION" BLOCK BELOW.								
24. OTHER PERTINENT INFORMATION (List any additional information not covered by the above questions concerning function, application, purpose, relationship or similarity to other equipment, reason for revision, substitutability of or by other equipment, description of the design change, etc., which would aid in the assignment of nomenclature to this request.)								
COMSEC equipment is included within the TWISTER and is listed in Section 14-7. The High Rate COMSEC CCA within the Network Modem Assembly (NMA) decrypts downlinked data using a KGV-135A High Rate COMSEC chip. The TWISTER Remote Equipment Group (REG) which includes the Fiber Optic Interface Assembly (FOIA) and antenna is geographically separated from the LEG electronics and is remotely controlled by the CDL operator.								

Figure 4. Request for nomenclature (DD Form 61) - Actual Configuration (continued)

MIL-STD-196F

1. ORIGINATOR AND ADDRESS		2A. THRU OR VIA (Submittal Review Point)						
Name: James E. Bradley Jr. Phone: (256)428-5544 Agency: NORTHROP GRUMMAN MISSION SYSTEMS Street: 201 Electronics Blvd., City, St, Zip: Huntsville, AL 35824 Email: Click Here To Send Email		Name: Joan K Lovett Phone: (732)532-8510 DSN: 992-8510 Agency: PM PLATFORMS Street: BLDG 2705 City, St, Zip: FT MONMOUTH, NJ 07703 Email: Click Here To Send Email						
2B. THRU OR VIA (Department Control Point)		3. TO (Department of Defense Control Point)						
Name: Phillip R. Deis Phone: (443)861-3165 DSN: 848-3165 Agency: Item Introduction and Support Branch Street: Bldg. E2445 Edgewood City, St, Zip: Aberdeen, MD 21010 Email: Click Here To Send Email		Name: Orlando Harris Phone: (732)532-4339 DSN: 992-4339 Agency: CECOM Street: BLDG 1200W 3RD FLOOR City, St, Zip: FORT MONMOUTH, NJ 07703 Email: Click Here To Send Email						
4. DATE OF REQUEST	5. DESCRIPTION PER DP NO.	6. SOURCE REQUEST NO.						
09/10/2009		CCSCAB-2009-0025-001-003						
7. SECURITY CLASS OF EQUIP	8. FEDERAL SUPPLY CLASS	9. STOCK NUMBER (NIIN)						
Unclassified	5895							
10. ACTION REQUESTED	11. FOR REVISIONS NOTE CHANGE IN	12. TYPE OF NOMEN. REQUESTED						
Assignment (Basic Variable Modification)		Preproduction or Production						
13. RECOMMENDED NOMENCLATURE								
Item Name: COMMAND SYSTEM, TACTICAL		Type Designation: AN/TSQ-232A(V)						
14. TECHNICAL DATA								
14-1. Federal Catalog Item Name 14-2. Technical Characteristics: 50F to 120F operational 19, 24, 27 inch rack positions shelter: 84" W, 67" H, 102" L, Transportable by C-130, marine and rail; MIL-STD 810F compliant Multifunctional, Modular Radio Bays; Common Cable Infrastructure for power and data Red/Black separation; Environmentally Controlled, High Speed Internal Secure/SBU LAN; Fiber Optic and copper shelter interface; Four rack data server; Built In Test for power; data and equipment Modular Signal Entry Panel and Tent Interface Panel; PEP accepts all 3 phases of AC; TIP panel 12 RJ-45 SIPR ports 14-3. Operating Power Requirements: 208-240 VAC or VDC from commercial or tactical power (minimum 10Kw) source.		14-4. Overall Dimensions and Weight Height: 67 Width: 102 Depth: 84 Weight: 11000 14-5. Mounting Data: 14-6. Material:						
14-7. Complement Data								
Complement Data Print View								
Qty	Item Name	CAGE Code	Part No	Drawing No	Type Designation	NSN	Model No	Prob?
0-1	Cable Assembly,Fiber Optic	0YPM2	A2-1000-100	ALH-100163-001		6020014907024		
0-1	Communications Security Module	67032	02-2801492-1	ALH-207462-001		5810015721873		
0-1	Computer,Digital Data Transfer	67032	02-2801721-1	ALH-207485-001		5895015655145		
0-1	Control Unit,Alarm	1UJX6	D-PK-NETG5-12003.00001	ALH-207485-001				
0-1	Encryption-Decryption Equipment	98230	0N649470-5	ALH-101573-001		5810014861987		
0-1	Fan Assembly,Centrifugal	318U8	ALH-100795-001	ALH-100795-001		4140015506473		

Figure 5. Request for nomenclature (DD Form 61) - basic variable modification.

MIL-STD-196F

14-8. Special Features: 14-9. Design Activity Data Name: Northrop Grumman Corporation Address: 201 Electronics Blvd CAGE Code: 318U8 Part #: N/A Drawing #: N/A Model #: N/A		14-10. Manufacturer's Data Name: Northrop Grumman Corporation Address: 201 Electronics Blvd CAGE Code: 318U8 Part #: N/A Drawing #: N/A Model #: N/A 14-11. Contractor's Data Name: Northrop Grumman Corporation Address: 201 Electronics Blvd CAGE Code: 318U8 Part #: N/A Drawing #: N/A Model #: N/A 14-12. Type of Installation:	
15. FUNCTIONAL DESCRIPTION The Rigid Wall Shelter CPP and associated hardware items consists of shelter-mounted equipment that ground commanders can use as building blocks to form Command Posts (CP) at echelons from battalion to corps; mounted on a heavy-variant HMMWV; host multiple battle command communications systems; provides control that is mobile, secure and capable of supporting tactical information systems; interfaces with a variety of digitized vehicles to serve as an information aggregation point; CPP may serve as a detached CP or combine with multiple CP's or CPP's to form the digital network backbone for a higher echelon CP.			
16. CONTRACT OR ORDER NO. W31P4Q-04-C-0159		17. GOV'T DRAWING NO.	18. GOV'T SPECIFICATION NO.
19. DATE ACTION TAKEN TO Assign - 11/19/2009		20. PROJECT GROUP	
21. EQUIPMENT OF WHICH THIS IS A PART			
22. EQUIPMENT WITH WHICH THIS ITEM IS USED			
23. INITIATOR REQUESTING SUFFIX LETTER ASSIGNMENT OR NEW ASSIGNMENT WILL MARK APPROPRIATE BLOCK. COMPLETE DETAILS CONCERNING SIMILARITIES, DIFFERENCES, AND INTERCHANGEABILITY WILL BE STATED IN "OTHER PERTINENT INFORMATION" BLOCK BELOW. Two way interchangeable, including maintenance parts ALL PREVIOUS MODELS.			
24. OTHER PERTINENT INFORMATION (List any additional information not covered by the above questions concerning function, application, purpose, relationship or similarity to other equipment, reason for revision, substitutability of or by other equipment, description of the design change, etc., which would aid in the assignment of nomenclature to this request.)			
25. INITIATED BY Name: James E. Bradley Jr. Title: Logistics Manager Phone: (256)428-5544		26. SIGNATURE CETDAS0956	
27. AUTHORIZED NOMENCLATURE			
Item Name: COMMAND SYSTEM, TACTICAL		Type Designation: AN/TSQ-232A(V)	
28. AUTHORIZED BY Name: Orlando Harris Title: LOGISTICS MANAGEMENT SPEC Phone: (732)532-4339 DSN: 992-4339 Email: Click Here To Send Email		29. SIGNATURE OHARRIS	
<div style="border: 1px solid black; padding: 5px; display: inline-block;">Return To Previous Screen</div>			

Figure 5. Request for nomenclature (DD Form 61) - basic variable modification. (continued)

MIL-STD-196F



 Joint Electronics Type Designation Automated System (JETDAS) 								
Home How-To Module Actions Reports Options Admin Help Logout								
View DD61: CCSCAB-2008-0017-001-001								
STATUS: Final Approval (Returned To Originator) (Returned To SRP)								
1. ORIGINATOR AND ADDRESS Name: Angel M Martinez Phone: (732)427-4934 DSN: 987-4934 Agency: PM BC Street: BLDG 2525 City, St, Zip: FT MONMOUTH, NJ 07703 Email: Click Here To Send Email		2A. THRU OR VIA (Submittal Review Point) Name: Marie B. Connolly Phone: (732)427-4932 DSN: 987-4932 Agency: PEO C3T PM BC Street: City, St, Zip: Fort Monmouth, NJ 07703-5000 Email: Click Here To Send Email						
2B. THRU OR VIA (Department Control Point) Name: Orlando Harris Phone: (732)532-4339 DSN: 992-4339 Agency: CECOM Street: BLDG 1200W 3RD FL City, St, Zip: FORT MONMOUTH, NJ 07703 Email: Click Here To Send Email		3. TO (Department of Defense Control Point) Name: Orlando Harris Phone: (732)532-4339 DSN: 992-4339 Agency: CECOM Street: BLDG 1200W 3RD FLOOR City, St, Zip: FORT MONMOUTH, NJ 07703 Email: Click Here To Send Email						
4. DATE OF REQUEST 04/25/2008	5. DESCRIPTION PER DP NO.	6. SOURCE REQUEST NO. CCSCAB-2008-0017-001-001						
7. SECURITY CLASS OF EQUIP Unclassified	8. FEDERAL SUPPLY CLASS 5895	9. STOCK NUMBER (NIIN)						
10. ACTION REQUESTED Revision	11. FOR REVISIONS NOTE CHANGE IN Complement Data	12. TYPE OF NOMEN. REQUESTED Preproduction or Production						
13. RECOMMENDED NOMENCLATURE								
Item Name: COMMAND SYSTEM, TACTICAL		Type Designation: AN/TYQ-155(V)1						
14. TECHNICAL DATA								
14-1. Federal Catalog Item Name 14-2. Technical Characteristics: The Battle Command Common Services (BCCS) new VM Ware hardware version, in variable quantities, will provide the same BCCS functionality at the ASCC, Division, Brigade Combat Team, separate Brigades, and other units. The hardware configuration consists of servers, switch, and power supply in operational transit cases used in tents and other deployable command posts. The servers can be reconfigured for use in the CPP-L SICPS platform. 14-3. Operating Power Requirements: Operating power requirements for the BCCS Long Stack are two operational transit case assemblies with a Power Supplies in each, 3000VA/2100 watt capacity, 120/230 VAC input and 120 VAC output.		14-4. Overall Dimensions and Weight Height: 3'5 Width: 3' Depth: 2' Weight: 500 lbs 14-5. Mounting Data: N/A 14-6. Material: N/A						
14-7. Complement Data Complement Data Print View								
Qty	Item Name	CAGE Code	Part No	Drawing No	Type Designation	NSN	Model No	Prob?
1	Computer Group, Tactical	67032	02-2801590-1		OL-765/TYQ-155(V)			
1	Computer Group, Tactical	67032	02-2801588-2		OL-766/TYQ-155(V)			
1	Computer Group, Tactical	67032	02-2800907-3		OL-767/TYQ-155(V)	7022015632725		
14-8. Special Features:		14-9. Design Activity Data		14-10. Manufacturer's Data				
		Name: PM BC Address: Fort Monmouth, NJ CAGE Code: 80063 Drawing #: A3324980		Name: GDC4S Address: Taunton, MA CAGE Code: 67032				
				14-11. Contractor's Data Name: GDC4S Address: Taunton, MA CAGE Code: 67032				
				14-12. Type of Installation: SYSTEM CONSISTS OF THREE OPERATIONAL TRANSIT CASES THAT CAN BE INSTALLED IN SICPS PLATFORMS.				
15. FUNCTIONAL DESCRIPTION			Battle Command Common Services (BCCS) provides the core set of tactical battle command services in the architecture. BCCS consolidates and standardizes servers to reduce the physical footprint and support requirements in command posts. BCCS provides battle command services to enable interoperability and Enterprise Services that consist of exchange (email) services, active directory, domain name services, and web portal services. Previously, these enterprise services were provided by units and were not standardized or compatible across the force.					
16. CONTRACT OR ORDER NO. DAAH01-03-D-0029			17. GOV'T DRAWING NO.			18. GOV'T SPECIFICATION NO.		
19. DATE ACTION TAKEN TO Revise - 08/08/2008			20. PROJECT GROUP					



Figure 6. Request for nomenclature (DD Form 61) - revision.

MIL-STD-196F

21. EQUIPMENT OF WHICH THIS IS A PART	
BCCS	
22. EQUIPMENT WITH WHICH THIS ITEM IS USED	
23. INITIATOR REQUESTING SUFFIX LETTER ASSIGNMENT OR NEW ASSIGNMENT WILL MARK APPROPRIATE BLOCK. COMPLETE DETAILS CONCERNING SIMILARITIES, DIFFERENCES, AND INTERCHANGEABILITY WILL BE STATED IN "OTHER PERTINENT INFORMATION" BLOCK BELOW.	
24. OTHER PERTINENT INFORMATION (List any additional information not covered by the above questions concerning function, application, purpose, relationship or similarity to other equipment, reason for revision, substitutability of or by other equipment, description of the design change, etc., which would aid in the assignment of nomenclature to this request.)	
This revision adds the correct part numbers to the complement data. This revision supersedes all previously submitted nomenclature request and its complement data. No items were produced and delivered to the Government as described under the basic or preceding request.	
25. INITIATED BY	26. SIGNATURE
Name: Angel M Martinez Title: SUPPORT CONTRACTOR/ESP INC Phone: (732)427-4934 DSN: 987-4934	CETDAS834
27. AUTHORIZED NOMENCLATURE	
Item Name: COMMAND SYSTEM, TACTICAL	Type Designation: AN/TYQ-155(V)1
28. AUTHORIZED BY	29. SIGNATURE
Name: Orlando Harris Title: LOGISTICS MANAGEMENT SPEC Phone: (732)532-4339 DSN: 992-4339 Email: Click Here To Send Email	OHARRIS
Return To Previous Screen	

Figure 6. Request for nomenclature (DD Form 61) – revision (continued)

MIL-STD-196F

 Joint Electronics Type Designation Automated System (JETDAS) 		
Home How-To Module Actions Reports Options Admin Help Logout		
View DD61: CCSCAB-2007-0003-001-001		
STATUS: Final Approval		
1. ORIGINATOR AND ADDRESS Name: Emery S. Mccullough Phone: (256)428-5542 Agency: PM TOCS/AMDCCS Street: 201 Electronics Blvd. City, St, Zip: Huntsville, AL 35824 Email: Click Here To Send Email		2A. THRU OR VIA (Submittal Review Point) Name: Joan K Lovett Phone: (732)532-8510 DSN: 992-8510 Agency: PM PLATFORMS Street: BLDG 2705 City, St, Zip: FT MONMOUTH, NJ 07703 Email: Click Here To Send Email
2B. THRU OR VIA (Department Control Point) Name: Pamela H. Luparella Phone: (410)417-0191 DSN: 867-0191 Agency: CECOM Street: Eagles Point, Pod 131 City, St, Zip: Aberdeen Proving Ground, MD 21001 Email: Click Here To Send Email	3. TO (Department of Defense Control Point) Name: Orlando Harris Phone: (732)532-4339 DSN: 992-4339 Agency: CECOM Street: BLDG 1200W 3RD FLOOR City, St, Zip: FORT MONMOUTH, NJ 07703 Email: Click Here To Send Email	
4. DATE OF REQUEST	5. DESCRIPTION PER DP NO.	6. SOURCE REQUEST NO.
03/19/2007		CCSCAB-2007-0003-001-001
7. SECURITY CLASS OF EQUIP	8. FEDERAL SUPPLY CLASS	9. STOCK NUMBER (NIIN)
Unclassified	5895	
10. ACTION REQUESTED	11. FOR REVISIONS NOTE CHANGE IN	12. TYPE OF NOMEN. REQUESTED
Cancellation		Preproduction or Production
13. RECOMMENDED NOMENCLATURE		
Item Name: COMMAND SYSTEM, TACTICAL		Type Designation: AN/TSQ-232(V)5

14. TECHNICAL DATA		
14-1. Federal Catalog Item Name 14-2. Technical Characteristics: -50F to 120F operational 19, 24, and 27-inch rack positions Shelter: 84" W, 67" H, 102" L Transportable by C-130, marine, and rail MIL-STD 810F Compliant Multifunctional, modular radio bays Common cable infrastructure for power and data Red/Black data separation Environmentally controlled Fiber-optic and copper shelter interface Four rack data server Built in test for power, data and equipment Modular Signal Entry Panel and Tent Interface Panel. 14-3. Operating Power Requirements: 208-240 VAC or VDC from commercial or tactical power (minimum 10Kw) source.		14-4. Overall Dimensions and Weight Height: 67 Width: 102 Depth: 84 Weight: 11000 14-5. Mounting Data: 14-6. Material:
14-7. Complement Data Complement Data Print View <i>There is no complement data.</i>		
14-8. Special Features: 14-9. Design Activity Data Name: Northrop Grumman Corporation Address: 1430A Wall Triana Blvd., Madison, AL 35756 CAGE Code: 318U8 Part #: ALH-101293-001 Drawing #: ALH-101293		14-10. Manufacturer's Data Name: Northrop Grumman Corporation Address: 1430A Wall Triana Blvd., Madison, AL 35756 CAGE Code: 318U8 Part #: ALH-101293-001 Drawing #: ALH-101293 14-11. Contractor's Data Name: Northrop Grumman Corporation Address: 1430A Wall Triana Blvd., Madison, AL 35756 CAGE Code: 318U8 Part #: ALH-101293-001 Drawing #: ALH-101293 14-12. Type of Installation: Ground
15. FUNCTIONAL DESCRIPTION		
The CPP AN/TSQ-232(V)5 Rigid Wall Shelter and associated items of equipment consist of shelter-mounted equipment that supports the Air Defense Artillery Mission (ADAM). The shelter is mounted on a heavy-variant HMMWV. The CPP AN/TSQ-232(V)5 system hosts multiple battle command and support communications equipment and software suites, and interfaces with numerous other digitized vehicles to serve as an information aggregation point.		
16. CONTRACT OR ORDER NO.	17. GOV'T DRAWING NO.	18. GOV'T SPECIFICATION NO.
W31P4Q-04-C-0159	ALH-101293	
19. DATE ACTION TAKEN TO	20. PROJECT GROUP	
Cancel - 04/05/2007		
21. EQUIPMENT OF WHICH THIS IS A PART		
22. EQUIPMENT WITH WHICH THIS ITEM IS USED		

Figure 7. Request for nomenclature (DD Form 61) – cancellation.

MIL-STD-196F

23. INITIATOR REQUESTING SUFFIX LETTER ASSIGNMENT OR NEW ASSIGNMENT WILL MARK APPROPRIATE BLOCK. COMPLETE DETAILS CONCERNING SIMILARITIES, DIFFERENCES, AND INTERCHANGEABILITY WILL BE STATED IN "OTHER PERTINENT INFORMATION" BLOCK BELOW.	
24. OTHER PERTINENT INFORMATION (List any additional information not covered by the above questions concerning function, application, purpose, relationship or similarity to other equipment, reason for revision, substitutability of or by other equipment, description of the design change, etc., which would aid in the assignment of nomenclature to this request.)	
The item is no longer in service inventory.	
25. INITIATED BY	26. SIGNATURE
Name: Emery S. Mccullough Title: Sr. Logistics Engineer Phone: (256)428-5542	<i>CETDAS0838</i>
27. AUTHORIZED NOMENCLATURE	
Item Name: COMMAND SYSTEM, TACTICAL	Type Designation: AN/TSQ-232(V)5
28. AUTHORIZED BY	29. SIGNATURE
Name: Orlando Harris Title: LOGISTICS MANAGEMENT SPEC Phone: (732)532-4339 DSN: 992-4339 Email: Click Here To Send Email	<i>OHARRIS</i>
Return To Previous Screen	

Figure 7. Request for nomenclature (DD Form 61) – cancellation (continued)

MIL-STD-196F

JETDAS SOURCE REQUEST NUMBER FORMAT (PROPOSED)

Where:

- 'AAA' = 2-6 alphanumeric characters (indicates Department/Agency/PM/unit, etc.)
- 'BBBB' = 4 digit year
- 'CCCC' = sequential package number for submitter in this year
- 'DDD' = sequential item number for this item within a package
- 'EEE' = total number of items in this package

Example #1:

- SRN = DND-1997-0129-005-100
- DND = Department code (Canadian DoD)
- 1997 = year
- 0129 = 129th package submitted by Canada this year
- 005 = 5th item in this package
- 100 = total of 100 items in this package

Example #2:

- SRN = DND-1997-0141-001-001
- DND = Department code (Canadian DoD)
- 1997 = year
- 0141 = 14 1st package submitted by Canada this year
- *001 = 1st item in package
- *001 = total of 1 item in this package

*NOTE 1: The last six digits are required even if the package consists of a single RFN.

NOTE 2: A source request number can only be used once.

An example of a submittal of a package containing 5 items or requests for nomenclature is as follows:

DND-1997-0166-001-005

DND-1997-0166-002-005

DND-1997-0166-003-005

DND-1997-0166-004-005

DND-1997-0166-005-005

Figure 8. Example of a JETDAS source request number format (as proposed).

MIL-STD-196F

Block No.	Description of Information Required
1	Originator and address – Database generated.
2A	Thru or Via (Submitter Review Point) – Choose the Government Representative/Government Agency you are supporting who will review the DD61.
2B	Thru or Via (Department Control Point) – choose the appropriate DCP.
3	Department of Defense Control Point – choose one of the CECOM Representatives at Aberdeen Proving Ground, MD
4	Date of Request – Actual date of request for submission. Database generated.
5	Description per Data Product Number – Enter the Data Item Description Number.
6	Source Request Number – Database generated.
7	Security class of equipment – Select the appropriate security class from the drop down menu.
8	Federal Supply Class – Enter the Federal Supply Class (FSC) for the item name listed in Block 13.
9	Stock Number – Enter if applicable.
10	Action Requested – Select the appropriate action.
11	For Revision-Note Change – Mandatory only for revisions. Select the appropriate option(s). More detailed explanation of the revision in Block 24.
12	Type of Nomenclature Requested – Appropriate block shall be checked.
13	Recommended Nomenclature – The item name and type designation together constitute the nomenclature as follows. (a) The recommended Item Name shall be selected from the Federal Item Name Directory, Cataloging Handbook, H-6. When an appropriate name does not appear in the H-6 Handbook, a new name shall be developed in accordance with ASME Y14.100M and the H-6. Note: An Item Name shall reflect what an item is, not what it does, nor where and how it is used and is driven by Block 15, Functional Description. (b) The recommended type designation shall be selected according to what it is and or where it is used, its purpose and type of equipment. Select type designations using guidelines found in Tables I/II/III of MIL-STD-196.

Figure 9. How to fill out a Request for Nomenclature (DD Form 61).

MIL-STD-196F

Block No.	Description of Information Required
14	<p data-bbox="305 310 500 342">Technical Data</p> <p data-bbox="305 373 1138 405">14-1. The Federal Cataloging Item Name- (No action required.)</p> <p data-bbox="305 443 1419 600">14-2. Technical Characteristics – Provide the technical characteristics pertinent to the item being submitted for type designation and which are required for a complete understanding of its operating parameters. The technical characteristics that describe the item are not the same as the Functional Description listed in Block 15.</p> <p data-bbox="305 638 1382 753">14-3. Operating Power Requirements – List voltage, frequency phase, current, and state if provisions for internal battery (i.e. 110 VAC, 60 HZ, 1 Phase; 24 VDC, 5 AMPS; Includes provisions for internal battery).</p> <p data-bbox="305 791 1398 907">14-4. Overall Dimensions and Weight – As applicable. Include Units of Measurement (e.g. feet, inches, pounds, kilograms, etc.). Use Additional Information section, 14-4, to expand on Dimensions and Weight.</p> <p data-bbox="305 945 1406 1018">14-5. Mounting Data – (e.g., Rack mounted, bench mounted, pedestal mounted, four ½ in. mounting holes on 10 in. by 5 in. mounting centers.)</p> <p data-bbox="305 1056 1419 1087">14-6. Material(s) – Provide examples of materials (e.g. metal, aluminum, plastic, etc.)</p> <p data-bbox="305 1125 1398 1220">14-7. Complement Data – (Applicable only in describing systems, subsystems, sets, groups, kits.) List major items including items already type designated and items recommended for type designation.</p> <ol data-bbox="402 1236 1019 1556" style="list-style-type: none"> a. Quantity. (e.g., 1, 2, 0 to 3) b. Item Name – Approved name in H6 c. CAGE Code – (5 digit or alphanumeric code) d. Part Number e. Drawing Number f. Type Designation (if applicable) g. NSN (if applicable) h. Model Number (if applicable) i. Source Request Number (if applicable)

Figure 9. How to fill out a Request for Nomenclature (DD Form 61). (continued)

MIL-STD-196F

Block No.	Description of Information Required
14 (con't.)	<p>14-8. Special Features – (List unusual characteristics not normally inherent in the item described and not covered by the preceding requirements and which are essential for identification.)</p> <p>14-9. Design Activity Data</p> <ul style="list-style-type: none"> a. Name of Design Activity. b. Address c. CAGE Code (5 digit or alphanumeric code) d. Part Number e. Drawing Number f. Model Number <p>14-10. Manufacturer's Data</p> <ul style="list-style-type: none"> a. Name of Manufacturer b. Address c. CAGE Code (5 digit or alphanumeric code) d. Part Number e. Drawing Number f. Model Number <p>14-11. Contractor's Data</p> <ul style="list-style-type: none"> a. Name of Contractor b. Address c. CAGE Code (5 digit or alphanumeric code) d. Part Number e. Drawing Number f. Model Number <p>14-12. Type of Installation – (e.g. Designed for Airborne Installation, Portable Use, etc.)</p>

Figure 9. How to fill out a request for nomenclature (DD Form 61). (continued)

MIL-STD-196F

Block No.	Description of Information Required
15	Functional Description – A brief narrative functional description of the item capabilities for both itself, and, when applicable, related items. The functional description shall support the recommended nomenclature. The Functional Description shall be different than the Technical Characteristics listed in Block 14-2.
16	Contract or Order Number – self explanatory. Mandatory (one block 16, 17 or 18 must be filled in)
17	Government Drawing Number – self explanatory. Mandatory (one block 16, 17 or 18 must be filled in)
18	Government Specification Number – self explanatory. Mandatory (one block 16, 17 or 18 must be filled in)
19	Data Action Taken To – Leave blank. Database generated.
20	Project Group – The appropriate Government Engineering Project Office, System Program Code, Symbol, or number shall be specified.
21	Equipment of which this is a part – The nomenclature (item name and type designation) or recommended nomenclature of which the item described in block 13 is “part of”. Include the type designation number.
22	Equipment with which this item is used – The nomenclature (item name and type designation) or recommended nomenclature for the equipment of which the item described in block 13 is “used with”. Include the type designation number.
23	Modification/New Assignment information – 1. Modification - If an item is modified, enhanced, or changed in any way that requires a suffix letter to be added to the nomenclature, select one of the three options for interchangeability, and list previous equipment type designation(s) it is interchangeable with. New Assignment - If the item requiring nomenclature is similar to previously approved type designation, check “similar to”, select applicable difference(s) (electrically, mechanically and/or functionally), and list the equipment type designation(s) which it is similar to.
24	Other pertinent information – Additional information on the item not previously mentioned on DD Form 61. If submitting a revision or modification, state specific reason(s) why an item is being revised or modified.
25	Initiated by – (reference block 1 – Originator’s Information) Database generated.
26	Signature – (reference block 1 – Originator’s Information) Database generated.
27	Authorized Nomenclature – To be completed by the DoDCP only.
28	Authorized by – (reference block 3 – Department of Defense Control Point) Database generated.
29	Signature – (reference block 3 – Department of Defense Control Point) Database generated.

Figure 9. How to fill out a Request for Nomenclature (DD Form 61). (continued)

MIL-STD-196F

Note 1 – Requests for revisions need only indicate the specific data being revised, unless it's complement data. If you are revising complement data, then you need to submit a "Revision" for the basic V also, along with all of the updated components. Use block 24 for necessary narrative.

Note 2 - Do not skip any blocks, sub-blocks or areas, use:

N/A – Not Applicable.

N.A. – Not Available.

Figure 9. How to fill out a Request for Nomenclature (DD Form 61). (Figure 9 notes continued)

MIL-STD-196F

APPENDIX A - FOREIGN GOVERNMENT PARTICIPATION**A.1 SCOPE and APPLICATION**

A.1.1. Scope. This appendix establishes policies and mandatory procedure concerning foreign governments' participation in the Joint Electronics Type Designation Automated System (JETDAS) for use in the nomenclature of communications and electronics materiel based on international agreements and standards. This appendix is a mandatory part of this standard. The information contained herein is intended for compliance.

A.1.1.1 Participating foreign governments.

- a. Canadian Department of National Defense, Canada.
- b. Australian Department of Defense, Australia.
- c. New Zealand Department of National Defense, New Zealand.
- d. United Kingdom, England.

A.1.2 Application.

A.1.2.1 Type of equipment. Nomenclature in this system shall be applicable to the following types of equipment:

- a. Radiac (Radioactive detection, indication and computation devices).
- b. Infrared.
- c. Laser.
- d. Meteorological.
- e. Magnetic amplifier and detection equipment.
- f. Wire communication (including telephone, telegraph, teletype, facsimile, interphone, public address, recorders, and reproducers).
- g. Television.
- h. Fiber optics and associated equipment.
- i. Equipment for the detection of noise and interference in the radio frequency spectrum.

MIL-STD-196F

APPENDIX A

- j. Underwater sound radiating and non-radiating equipment including those for the listening, ranging, sounding and object location.
- k. Training and instruction equipment for any of the above.
- l. Equipment auxiliary and accessory to the preceding kinds of equipment.

A.1.3 Degree of equipment development. Nomenclature in this system is applicable to exploratory development, advance development, engineering development, preproduction and production of electronic materiel as defined in MIL-STD-280.

A.2 APPLICABLE DOCUMENTS

A.2.1 Canadian documentation.

- a. United States, JCEC Memorandum for Secretary, CAN JCEC (Washington), 20 August 1951, Ref No. (CECOM-729-51), subject: Canadian Integration with United States “AN” Nomenclature Systems.
- b. Canadian JCEC Memorandum for Secretary, U.S. JCEC, 11 October 1951, Ref No. CIT 7-10, subject: Nomenclature Integration with US “AN” Nomenclature Systems.
- c. Canadian Department of National Defense letter 15 October 1951, Ref No. ESSC 16-0, subject: “AN” Nomenclature Systems.
- d. Memorandum of Understanding (MOU) Information Exchange, CJM3IEM ,2004. www.state.gov/documents/organization/76043.pdf
- e. MIL-HDBK-505 (<https://assist.daps.dla.mil>) Definitions for Item Levels, Item Exchangeability, Models and related terms.

A.2.2 Australian documentation.

- a. Military Communications Electronics Board Memorandum for Secretary, (AJCESW) Ref No. MCEB-M.30-76 (J-1367ES), 20 January 1976, subject: Joint Electronics Type Designator System (JETDS) – proposed Australian introduction.
- b. Memorandum of Understanding (MOU) Information Exchange, CJM3IEM , 2004. www.state.gov/documents/organization/76043.pdf
- c. MIL-HDBK-505 Definitions of Item Levels, Item Exchangeability, Models and related terms.

MIL-STD-196F

APPENDIX A

A.2.3 New Zealand documentation.

- a. Memorandum of Understanding (MOU) Information Exchange, CJM3IEM ,2004.
www.state.gov/documents/organization/76043.pdf
- b. MIL-HDBK-505 Definitions of Item Levels, Item Exchangeability, Models and Related terms.

A.2.4 United Kingdom documentation.

- a. Memorandum of Understanding (MOU) Information Exchange, CJM3IEM ,2004.
www.state.gov/documents/organization/76043.pdf
- b. MIL-HDBK-505 Definitions of Item Levels, Item Exchangeability, Models and related terms.

A.3 DEFINITIONS (see section 3)

A.4 GENERAL REQUIREMENTS

A.4.1 Nomenclature assignments. Requests for nomenclature are assigned and registered by each respective participating country's Department of Defense in conformance with the Joint Electronics Type Designation Automated System (JETDAS) policy.

A.4.2 Notification. Participating countries will notify the United States Department of Defense Control Point (DODCP) for confirmation of assignments. Where a JETDAS assignment has previously been made, participating foreign counties will use that JETDAS assignment.

A.4.3 Distribution. Participating countries shall transmit, to the United States DODCP, copies of the descriptive details for each unclassified nomenclature assignment, revision and cancellation action on their respective request form (equivalent to the DD Form 61).

A.4.4 Item Identification. The identification of an item, once established by the participating country or by the United States, should be perpetuated in any subsequent procurements of the item by either participating countries or the United States.

A.5 DETAILED REQUIREMENTS

A.5.1 Modification letter assignments.

A.5.1.1 Requests by the United States Military and Agencies. Requests for modification letter assignments to participating country equipment will be coordinated through the DODCP to the respective country Departmental Control Point and assigned from their country registers.

MIL-STD-196F

APPENDIX A

A.5.1.2 Requests by participating country services. Requests for modification letter assignments to United States equipment will be coordinated by the DODCP with the cognizant services or agencies and assigned from the United States registers.

A.5.2 Systems, subsystems, centers, centrals, and set numbers. The ranges of numbers indicated below will be used by the participating countries in the assignment of equipment numbers of systems, subsystems, centers, centrals and sets:

- a. Canada 500 to 599 inclusive and 2500 to 2599 inclusive
- b. Australia 2000 to 2099 inclusive
- c. New Zealand 2100 to 2199 inclusive
- d. United Kingdom 2200 to 2299 inclusive

A.5.3 Group and unit numbers. The block of numbers indicated below will be used by the participating countries in the assignment of equipment numbers for groups and units.

- a. Canada 5,000 to 5,999 inclusive and 25,000 to 25,999 inclusive
- b. Australia 20,000 to 20,999 inclusive
- c. New Zealand 21,000 to 21,999 inclusive
- d. United Kingdom 22,000 to 22,999 inclusive

A.5.4 Battery assignments. Primary “BA” and secondary “BB” battery assignments will be made from the United States register only.

A.5.5 Distribution of technical data. The information within the JETDAS database is for JETDAS customers to view. The nomenclature data is not to be distributed to Manufacturing Companies, nor is it to be utilized for countries that are not JETDAS customers.

A.5.6 Confidential and secret equipment. Nomenclature assignments for classified equipment are made known, but classified descriptive details are provided only upon approval of requests on an individual equipment basis.

MIL-STD-196F

CONCLUDING MATERIAL

Custodians:

Army - CR
Navy - EC
Air Force - 99

Preparing activity:

Army - CR
Project No. SESS-2014-001

Review activities:

Army - AR, MI
Navy - AS, MC, OS
Air Force - 10
National Security Agency - NS

International interest:

Air Standardization Coordinating Committees (ASCC)

NOTE: The activities listed above were interested in this document as of the date of this document. Since organizations and responsibilities can change, you should verify the currency of the information above using the ASSIST Online database at <https://assist.dla.mil>.