

INCH- POUND

MIL-S-24235/6C(SH)

28 December 1992

SUPERSEDING

MIL-S-24235/6B(SH)

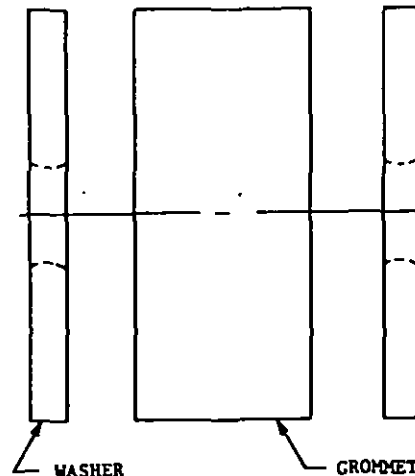
21 August 1989

MILITARY SPECIFICATION SHEET

STUFFING TUBES, METAL, AND PACKING ASSEMBLIES FOR
ELECTRIC CABLES, PACKING ASSEMBLIES FOR
BALLAST TANK

This specification is approved for use by the Naval Sea Systems Command, Department of the Navy, and is available for use by all Departments and Agencies of the Department of Defense.

The requirements for acquiring the product described herein shall consist of this specification sheet and the issue of the following specification listed in that issue of the Department of Defense Index of Specifications and Standards (DODISS) specified in the solicitation: MIL-S-24235.

FIGURE 1. Packing assembly. (01)

NOTES:

1. Dimensions are in inches.
2. Unless otherwise specified, tolerances shall be as follows:
 - Decimals - plus or minus 0.005 inch.
 - Fractions - plus or minus 1/64 inch.
 - Angular dimensions - plus or minus 30 minutes.
 - Molded parts shall conform to MIL-HDBK-149.

AMSC N/A

1 of 4

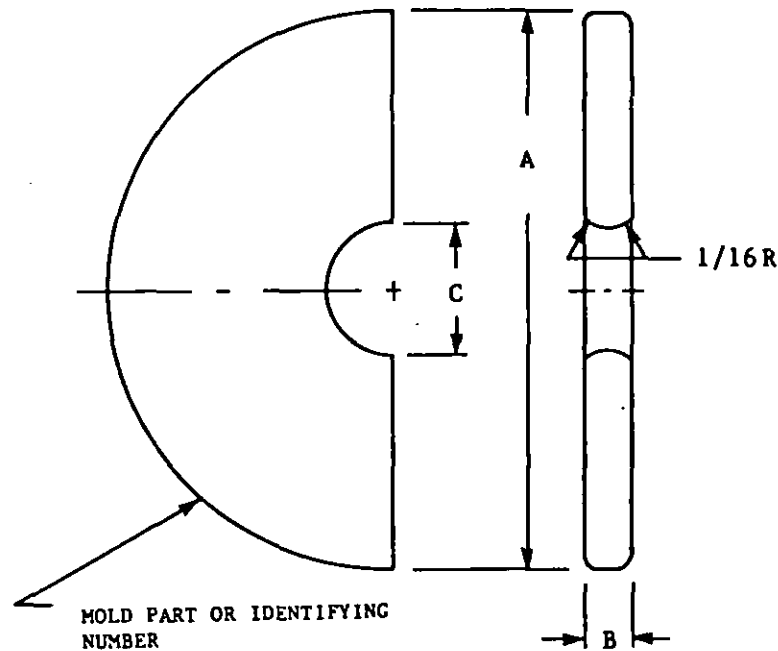
FSC 5975

DISTRIBUTION STATEMENT A. Approved for public release; distribution is unlimited.

MIL-S-24235/6C(SH)

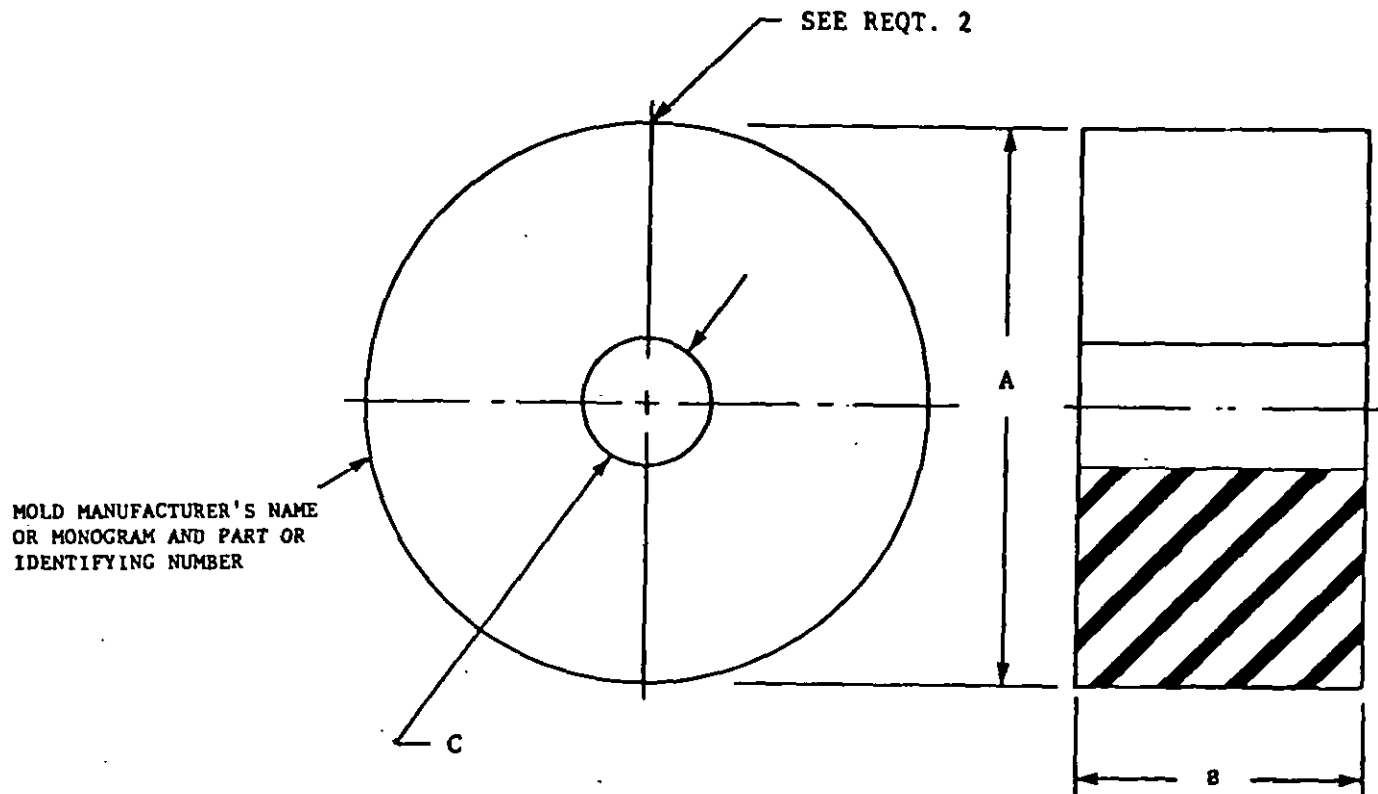
TABLE I. Part or identifying numbers.

Packing assembly part or identifying number	Part or identifying numbers of components		Cable diameters	
	Washer 4 required	Grommet 1 required		
			min	max
M24235/6-001	M24235/6-011	M24235/6-021	0.480	0.500
M24235/6-002	M24235/6-012	M24235/6-022	.480	.500
M24235/6-003	M24235/6-012	M24235/6-023	.600	.625

FIGURE 2. Washer configuration. (02)TABLE II. Washer dimensions.

Part or identifying number	A DIA	B	C
M24235/6-011	2.375	3/16	0.531
M24235/6-012	2.875	1/4	.671

MIL-S-24235/6C(SH)

FIGURE 3. Grommet configuration.

(03)

TABLE III. Grommet dimensions.

Part or identifying number	A DIA	B	C DIA
M24235/6-021	2.398	1	0.490
M24235/6-022	2.898	1-1/4	.490
M24235/6-023	2.898	1-1/4	.600

REQUIREMENTS:

1. The grommet shall be split perpendicular to the grommet face.
2. For packing assembly to stuffing tube assignments, see MIL-S-24235/5.

MIL-S-24235/6C(SH)

TABLE IV. Parts list.

Item no.	Description <u>1/</u>	Qty <u>2/</u>	Material and specification	Remarks
01	Packing assemblies	-	--	See figure 1 and table I
02	Washer, split	4	Aluminum bronze, QQ-C-465	See figure 2 and table II
03	Grommet (40 to 45 durometer)	1	Neoprene, class 1, MIL-R-15624	See figure 3 and table III

1/ See applicable figure and table listed in "Remarks" column for part numbers and dimensions.

2/ Quantity is for one complete assembly of each size.

The previous issue of this specification sheet replaced that part of Drawing, NAVSEA No. 815-1197090 covering packing assemblies.

Revision letters are not used to denote changes due to the extensiveness of the changes.

Preparing activity:
Navy - SH
(Project 5975-N078-06)