

MIL-P-15024/14(ME)
25 September 1980

MILITARY SPECIFICATION SHEET

PLATE, INFORMATION PARTS

This specification sheet is approved for use by the Mobility Equipment Research and Development Command, Department of the Army, and is available for use by all Departments and Agencies of the Department of Defense.

The complete requirements for procuring the parts information plates described herein shall consist of this document and the latest issue of MIL-P-15024.

REQUIREMENTS

1. Application. The parts information plates and their installation shall be in accordance with the NAME publication, "Metal Name Plate Industry Standards and Practices," and MIL-P-15024, in the above order of precedence. As apparent from the equipment characteristics or as specified, the plate shall be for the following equipment application groups:

Group D - Diesel Engine Driven; Figures 1 & 2 and 3.

Group G - Gasoline Engine Driven; Figures 1 and 2 and 4.

The plate shall be installed by the contractor, when ordered with new or rebuilt equipment, or by the user of the equipment.

2. Plate characteristics. The plates shall be type G, adhesive backed, aluminum metal-foil plates, having a minimum .003-inch metal-foil thickness. The metal-foil shall be suitable for legible indication of the equipment technical data on the plate both by ball-point pen and by typewriter. The grid lines shown on the figures shall be included to space and separate each letter of the text. The adhesive back shall be covered with silicone-coated paper backing. The plate shall withstand being inserted in, typed on, and pulled from a typewriter without plate-to-backing separation or malfunction.

3. Work sheet. When specified by the procuring activity, the plate contractor shall include a standard size 8 1/2 by 11 inch (216 x 279 mm) paper, information work sheet with each plate. The work sheet shall provide the personnel collecting the equipment's technical data with instructions and the plate blanks. The work sheet shall be similar to figures 3 & 4. This work sheet may be deleted for those plates which are installed by contractors of the equipment at the time of original end item procurement.

4. Size. Unless otherwise specified, the information plate shall be size 21 (Ref. 7 by 3-inches) in MIL-P-15024.

FSC 9905

MIL-P-15024/14(ME)

5. Layout and information. The layout of the plate shall be as shown in figure 1 and figure 2. Unless otherwise specified, the information on the plate shall be as shown in either figure 3 or figure 4, as applicable to the equipment end item. The parts information plate shall enable the operator-driver and the mechanic to have an on-equipment source of component part servicing information as to details of the components that have been furnished. These information plates shall be suitable for use either by the equipment manufacturers at the time of procurement or by the equipment users after procurement.

6. Ordering data.

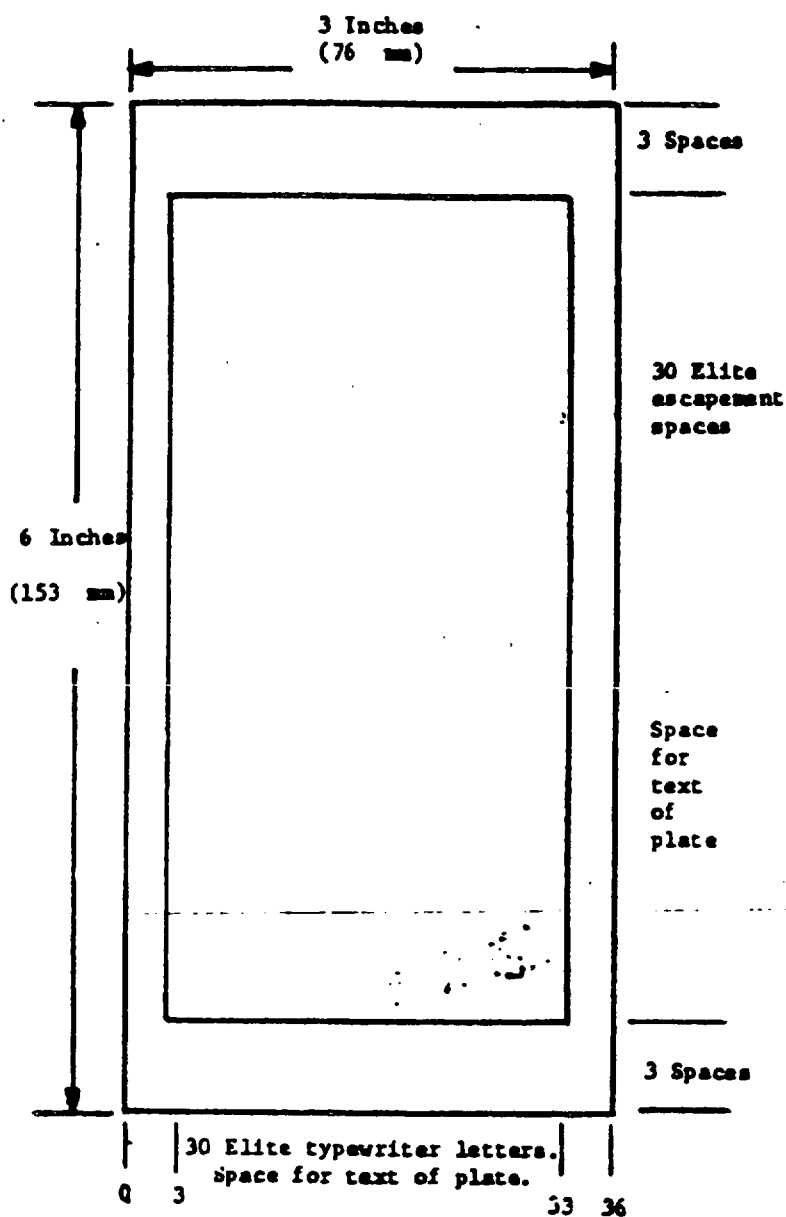
- When a work sheet for the user is not required with each plate (see 3).
- When a different size plate is required in lieu of plate size 21 and what plate size and layout is required (see 4).
- When a different information text is required in lieu of figure 3 or 4 and what the text shall be (see 5).

Custodians:
Army - ME

Preparing activity:
Army - ME

Project 9905-A264

MIL-P-15034/1a(M:)



NOTE:

1. Standard size No. 21 plate.

FIGURE 1. Parts information plate.

X-3630

MIL-P-15024/14(MT)




FIGURE 2. Parts information plate, layout of text.

X-3631

MIL-P-15024/14(MC)




FIGURE 3. Parts information plate text,
for diesel.

X-3633A

MIL-P-15024/14(ME)

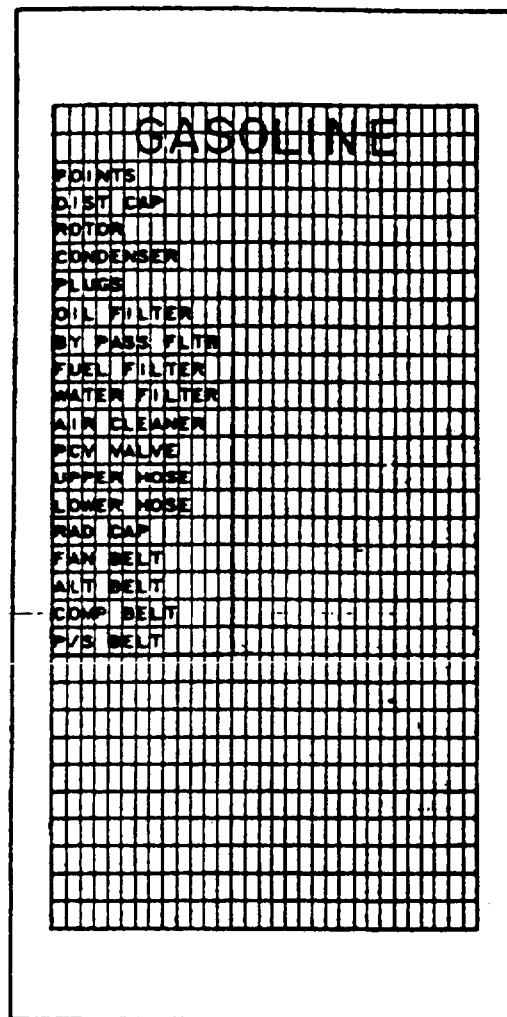


FIGURE 4. Parts information plate text,
for gasoline.

X-3632A

INSTRUCTIONS: In a continuing effort to make our standardization documents better, the DoD provides this form for use in submitting comments and suggestions for improvements. All users of military standardization documents are invited to provide suggestions. This form may be detached, folded along the lines indicated, taped along the loose edge (**DO NOT STAPLE**), and mailed. In block 5, be as specific as possible about particular problem areas such as wording which required interpretation, was too rigid, restrictive, loose, ambiguous, or was incompatible, and give proposed wording changes which would alleviate the problems. Enter in block 6 any remarks not related to a specific paragraph of the document. If block 7 is filled out, an acknowledgement will be mailed to you within 30 days to let you know that your comments were received and are being considered.

NOTE: This form may not be used to request copies of documents, nor to request waivers, deviations, or clarification of specification requirements on current contracts. Comments submitted on this form do not constitute or imply authorization to waive any portion of the referenced document(s) or to amend contractual requirements.

(Fold along this line)

(Fold along this line)

DEPARTMENT OF THE ARMY



NO POSTAGE
NECESSARY
IF MAILED
IN THE
UNITED STATES


OFFICIAL BUSINESS
PENALTY FOR PRIVATE USE \$300

BUSINESS REPLY MAIL

FIRST CLASS PERMIT NO. 12062 WASHINGTON D. C.

POSTAGE WILL BE PAID BY THE DEPARTMENT OF THE ARMY

Commander
US Army Mobility Equipment Research & Development
Command
ATTN: DRDME-DS
Fort Belvoir, VA 22060



STANDARDIZATION DOCUMENT IMPROVEMENT PROPOSAL (See Instructions - Reverse Side)

1. DOCUMENT NUMBER

2. DOCUMENT TITLE

3a. NAME OF SUBMITTING ORGANIZATION

3. TYPE OF ORGANIZATION (Mark one)



VENDOR



USER



MANUFACTURER



OTHER (Specify): _____

3b. ADDRESS (Street, City, State, ZIP Code)

4. PROBLEM/ISSUE

a. Paragraph Number and Wording:

b. Recommended Wording:

c. Reason/Rationale for Recommendation:

5. REMARKS

7a. NAME OF SUBMITTER (Last, First, MI) - Optional

7b. WORK TELEPHONE NUMBER (Include Area Code) - Optional

8a. MAILING ADDRESS (Street, City, State, ZIP Code) - Optional

8b. DATE OF SUBMISSION (TYMEDI)