

NOT MEASUREMENT
SENSITIVE

MIL-PRF-9977K(USAF)
1 MAY 1996
SUPERSEDING
MIL-PRF-9977J(USAF)
6 JULY 1992

PERFORMANCE SPECIFICATION

MANUALS, TECHNICAL AND CHECKLISTS: MUNITIONS/WEAPONS LOADING PROCEDURES, NONNUCLEAR AND NUCLEAR AND PACKAGES, STANDARD DATA: MUNITIONS LOADING PROCEDURES, NONNUCLEAR

This performance specification is approved for use by the Department of the Air Force and is available for use by all departments and agencies of the Department of Defense.

1. SCOPE.

1.1 Scope. This document establishes the requirements for preparation of manuals and checklists for loading/unloading nuclear weapons and nonnuclear munitions on aircraft, and for checking various armament systems used to control/release/fire munitions and weapons that are approved for loading on an aircraft. In addition to "paper" delivery, this specification provides for electronic delivery of data through the use of the Document Type Definitions (DTD) contained in Appendixes A through J (see 6.2).

1.2 Detail. The level of detail contained in this performance specification is necessary to comply with the requirements of the Joint Computer-aided Acquisition and Logistics Support (JCALS) system.

1.3 Classification. The type(s) of manual(s) to be prepared, as specified by the acquiring activity (see 3.2) are as follows:

Beneficial comments (recommendations, additions, deletions) and any pertinent data which may be of use in improving this document should be addressed to: Det 2, HQ ESC/AV-2, 4027 Col Glenn Hwy, Suite 300, Dayton, OH 45431-1672 by using the Standardization Document Improvement Proposal (DD Form 1426) appearing at the end of this document or by letter.

AMSC F7030

AREA TMSS

Distribution Statement A. Approved for public release; distribution is unlimited.

MIL-PRF-9977K(USAF)

- a. Nuclear Weapons Basic Information and Loading Procedures Manual (Fighter Aircraft) (see 3.2.1, 3.3)
- b. Nuclear Weapons Loading Procedures Manual (Bomber Aircraft) (see 3.2.2, 3.4)
- c. Nonnuclear Munitions Basic Information Manual (Standard Volume) (see 3.2.3, 3.5)
- d. Nonnuclear Munitions Loading Procedures Manual (see 3.2.4, 3.6)
- e. Integrated Combat Turnaround Procedures Manual (see 3.2.5, 3.7)
- f. Nonnuclear Munitions Loading Standard Data Packages (see 3.2.6, 3.8)
- g. Loading Procedures Checklists (see 3.2.7, 3.9)
- h. Integrated Loading Procedures Checklists (see 3.2.7.1, 3.9)
- i. Nuclear Weapons Loading Procedures Checklists (see 3.2.7.2, 3.9)
- j. Integrated Combat Turnaround Procedures Checklists (see 1.4, 3.2.7.3, 3.10)
- k. NATO Stage B Cross-Servicing Checklists (see 1.5, 3.2.7.4, 3.11)

1.4 Integrated Combat Turnaround (ICT) procedures. This document describes the requirements for preparing United States Air Force (USAF) ICT procedures for incorporation in technical manuals and checklists. These integrated procedures combine and condense aircraft servicing -2 and -33 technical manuals (see 6.10).

1.5 NATO Stage B cross-servicing. This document establishes the requirements for preparing checklists for loading/unloading nonnuclear munitions, flares, and chaff (including chaff dispensers) on aircraft in support of North Atlantic Treaty Organization (NATO) Stage B cross-servicing. The checklist is a supplement to the Stage A cross-servicing guide for aircraft.

2. APPLICABLE DOCUMENTS.

2.1 General. The documents listed in this section are specified in sections 3 and 4 of this specification. This section does not include documents cited in other sections of this specification or recommended for additional information or as examples. While every effort has been made to ensure the completeness of this list, document users are cautioned that they must meet all specified requirements documents cited in sections 3 and 4 of this specification, whether or not they are listed.

2.2 Government documents.

2.2.1 Specifications, standards, and handbooks. The following specifications, standards, and handbooks form a part of this document to the extent specified herein. Unless otherwise specified, the issues of these documents are those listed in the issue of the Department of Defense Index of Specifications and Standards (DODISS) and supplement thereto, cited in the solicitation (see 6.2).

MIL-PRF-9977K(USAF)

SPECIFICATIONS

Military

- MIL-PRF-5096 - Manuals, Technical: Inspection and Maintenance Requirements; Acceptance and Functional Check Flight Procedures and Checklists; Inspection Work Cards; and Checklists; Preparation of

STANDARDS

Military

- MIL-STD-38784 - Manuals, Technical: General Style and Format Requirements

(Unless otherwise indicated, copies of federal and military specifications, standards, and handbooks are available from the Standardization Documents Order Desk, 700 Robbins Avenue, Building 4D, Philadelphia, PA 19111-5094.)

2.2.2 Other government documents, drawings, and publications. The following other government documents, drawings, and publications form a part of this document to the extent specified herein. Unless otherwise specified, the issues are those cited in the solicitation (see 6.2).

PUBLICATIONS

Air Force Manuals

- AFMAN 91-201 - Explosive Safety Standards

Air Force Technical Manuals

- 00-110N-16 - Equipment Authorized for Use With Nuclear Weapons

Other Documents

- Standard Data Packages(s) for -33 Non-Nuclear Munitions Loading Manuals

(Copies of documents required by contractors in connection with specific procurement functions should be obtained from the acquiring activity or as directed by the contracting officer.)

2.3 Order of precedence. In the event of a conflict between the text of this document and the references cited herein, the text of this document takes precedence. Nothing in this document, however, supersedes applicable laws and regulations unless a specific exemption has been obtained.

3. REQUIREMENTS.

3.1 Development and preparation. The general manner of development and preparation for manuals and checklists shall be in accordance with the requirements of MIL-STD-38784 and MIL-PRF-5096.

MIL-PRF-9977K(USAF)

3.1.1 Format. Format shall be in accordance with the requirements of MIL-STD-38784, with the exception that loading procedures shall be in single column format. Changes shall be in accordance with the requirements of MIL-STD-38784.

3.1.2 Illustrations. Illustrations shall be prepared in accordance with the requirements of MIL-STD-38784 (see 6.9).

3.1.2.1 Changes to illustrations. Changes to illustrations shall be in accordance with the requirements of MIL-STD-38784.

3.1.2.2 Location of illustrations. Illustrations and artwork shall be located as close as possible to the applicable text.

3.1.3 Nomenclature. Nomenclature of switches, circuit breakers, and other controls shall be as it appears on the aircraft decals, placards, engraved legends, and nameplates. Munition/weapon nomenclature used as manual chapter/section titles, and on checklist title pages, shall be common terminology. Nomenclature of support equipment (SE), and other type equipment, shall be the official assigned nomenclature, consisting of the item name and type designation. Munition/weapon and SE nomenclature used elsewhere in the manuals and checklists shall be common terminology, unless listed otherwise in the standard data package, which shall take precedence.

3.1.4 Warnings, cautions, and notes. "WARNINGS," "CAUTIONS," and "NOTES" shall be prepared and presented in accordance with the requirements of MIL-STD-38784.

3.1.5 Applicability notations. Procedural steps, within the text, that are applicable to a specific item, shall be prefixed with applicability notations for identification. The applicability notations shall be explained in the manual foreword (see 6.5).

3.1.6 Standardization. The appearance of all nuclear and nonnuclear loading procedures manuals shall be as similar as possible.

3.1.6.1 Standard switch and indicator light terminology. Bomb release buttons, triggers, jettison buttons, sensing switches, etc., shall be "depressed," "released," or "momentarily depressed." All other switches shall be "positioned." Circuit breakers shall be "in" or "out." Lights shall be "on" or "off," "momentarily on," "momentarily off," or "flashing."

3.1.6.2 Standardization of terms for procedural steps. Once a phrase such as "check that," "ensure that," "lift," "raise," etc., has been selected, that phrase shall remain the same throughout the loading manuals (see 6.2).

3.1.6.3 Standardization of terms "if applicable" and "if required". The term "if required" shall not be used. Unless otherwise specified by the acquiring activity, the term "if applicable" shall only be used when the completion of the procedural step may, or may not, be required due to aircraft configuration or load condition (e.g., "remove power (if applicable)" is considered correct if the operation may require power in later steps) (see 6.2).

3.1.6.4 Standardization of cockpit switch safing for aircraft preparation. Unless otherwise specified by the acquiring activity, cockpit switch safing procedures shall read "Check that all cockpit armament switches are in the OFF, SAFE, or NORMAL position." These procedures shall be

MIL-PRF-9977K(USAF)

amplified to include figure(s) showing required switch positions (see 6.2).

3.1.6.5 Nonnuclear munitions loading standard data packages. Unless otherwise specified by the acquiring activity, standard data packages shall be prepared (see 6.2). Only grammatical changes to correct errors or improve compatibility with established manual style shall be permitted (see 6.15).

3.2 Coverage. The manuals to be prepared shall be those specified by the acquiring activity (see 6.2). Procedures shall be covered as follows:

3.2.1 Nuclear weapons basic information and loading procedures manual (fighter aircraft) (see 3.3). This manual shall contain descriptive material, supplementary information, emergency procedures, and weapons loading/unloading procedures. All information shall be unclassified. Nonnuclear munitions procedures shall not be incorporated in this manual.

3.2.2 Nonnuclear weapons loading procedures manual (bomber aircraft) (see 3.4). This manual shall contain descriptive material, general support information, supplementary information, and job-oriented loading procedures. All information shall be unclassified.

3.2.3 Nonnuclear munitions basic information manual (standard volume) (see 3.5). This manual shall contain descriptive material for use in conjunction with all USAF aircraft nonnuclear munition loading procedures manuals (see 6.12). All information shall be unclassified.

3.2.4 Nonnuclear munitions loading procedures manual (see 3.6). This manual shall contain supplementary information, emergency procedures, and munition loading/unloading procedures. All information shall be unclassified.

3.2.5 Integrated combat turnaround procedures manual (see 3.7). This manual shall combine and condense aircraft servicing and munitions loading/unloading procedures for integrated combat turnaround. All information shall be unclassified.

3.2.6 Nonnuclear munitions loading standard data packages (see 3.8). Data packages shall provide information pertinent to the munitions being procured, but shall not repeat information which is included in the manual for which the data package is being prepared.

3.2.7 Loading procedures checklists (see 3.9). These checklists shall contain briefing/emergency procedures and condensed munitions/weapons loading/unloading procedures. Checklists shall only contain basic steps, with the exception of nuclear weapons checklists which shall list each applicable cockpit switch and its proper position. All information shall be unclassified.

3.2.7.1 Integrated loading procedures checklists (see 3.9). These checklists shall contain applicable briefing/emergency procedures and condensed munitions/weapons loading/unloading procedures (see 6.11). These checklists shall be prepared in the same style and format as the loading procedures checklist. All information shall be unclassified.

3.2.7.2 Nuclear weapons loading procedures checklists (see 3.9). These checklists shall include team chief checks, preloading and postloading checks, safety checks, unloading procedures, and other checks and steps required to safely complete the required operations. Checklists shall be written in the demand-response format. General preparation shall be in the same style and format as the loading procedures checklists. All information shall be unclassified.

MIL-PRF-9977K(USAF)

3.2.7.3 Integrated combat turnaround procedures checklists (see 3.10). These checklists shall contain emergency procedures and condensed aircraft servicing and munitions loading/unloading procedures. All information shall be unclassified.

3.2.7.4 NATO Stage B cross-servicing checklists (see 3.11). Illustrated checklists shall be required, to ensure aircraft are safely cross-serviced without doubt or confusion. These checklists shall contain emergency procedures and munitions loading procedures. All information shall be unclassified.

3.3 Nuclear weapons basic information and loading procedures manual (fighter aircraft). The contractor shall use the DTD in Appendix A, if electronic delivery of this manual is required (see 6.2). Capitalization and underscoring of chapter, section, and paragraph titles shall be in accordance with the requirements of MIL-STD-38784 (see 6.6). This manual shall be arranged as follows:

- a. Front matter.
- b. Chapter 1 - Basic Information.
 - (1) Section I - General safety requirements.
 - (2) Section II - Emergency procedures.
 - (3) Section III - Aircraft description and general arrangement.
 - (4) Section IV - Support Equipment (SE) description.
 - (5) Section V - Bomb/weapon descriptions.
 - (6) Section VI - General procedures.
 - (7) Section VII - Aircraft preparation.
 - (8) Section VIII - Flight Circuit Test (FCT)/Functional checks.
 - (9) Section IX - Stray voltage checks.
- c. Chapter 2 - Bombs/weapons loading procedures.
 - (1) General.
 - (2) Loading procedures.
 - (3) Unloading procedures.
 - (4) Ferry procedures.
- d. Chapter 3 - Practice bomb loading procedures.
 - (1) General.
 - (2) Loading procedures.
 - (3) Unloading procedures.

3.3.1 Front matter. The front matter shall be in accordance with the requirements of MIL-STD-38784, except that no list of illustrations or list of tables shall be included.

3.3.1.1 Foreword. The foreword shall be in accordance with the requirements of MIL-STD-38784, with the following additional requirements. The foreword shall include a listing of applicable publications. The foreword shall also contain a precedence paragraph or statement, and a nuclear safety certification statement as provided by the acquiring activity (see 6.2). Submittal and routing instructions for technical manual improvement reports shall be included, and shall reference TO 00-5-1 as the authority for recommending changes. A paragraph shall be included identifying the Air

MIL-PRF-9977K(USAF)

Force activity having technical responsibility for the manual (see 6.2). Standard definitions of “WARNING,” “CAUTION,” and “NOTE” shall be included as the final entry of the foreword. Any other additional information shall be included, if provided by the acquiring activity (see 6.2). (See Figure 1).

3.3.2 Chapter 1 - Basic information. Unless otherwise specified by the acquiring activity, all the following sections shall be included (see 6.2). When not required, the section heading (section number and title) shall be included, followed by “Not Applicable.” When specified by the acquiring activity, additional sections shall be included, and shall begin after the last of the required sections. (see 6.2).

3.3.2.1 Section I - General safety requirements. This section shall contain all general safety requirements necessary for preparation, handling, loading, and unloading of weapons (munitions [see 3.6.2.1]).

3.3.2.2 Section II - Emergency procedures. This section shall contain emergency procedures related to weapons (munitions [see 3.6.2.2]) or weapons (munitions) loaded aircraft. Procedures shall be prefaced by a brief explanation of actions to be accomplished. Pages of emergency procedures shall be marked in accordance with the requirements of MIL-STD-38784, and shall include the words “Emergency Procedures” directly below the technical manual identification number. (See Figure 2).

3.3.2.3 Section III - Aircraft description and general arrangement. This section shall contain the aircraft description and general arrangement in an illustrated, informational form. The location of panels, switches, safety devices, etc., which are used as part of loading procedures, shall be shown. Each identified item shall have an accompanying brief description of its function/use. (See Figure 3).

3.3.2.4 Section IV - Support Equipment (SE) description. Descriptive information, on testers, handling, and loading equipment listed as SE in loading procedures, shall be included. Authorized nuclear weapons support equipment shall be listed in accordance with TO 00-110N-16 (see 6.13).

3.3.2.5 Section V - Bomb/weapon descriptions. This section shall contain descriptive information on all nuclear weapons, and their components, which are approved for loading on the aircraft concerned.

3.3.2.6 Section VI - General procedures. This section shall contain general information, followed by detailed procedures for selected items of a repetitive nature, within the different chapters of the manual (checking test equipment for proper operation, aircraft grounding procedures, marking of impulse cartridges, etc.). (See Figure 4).

3.3.2.7 Section VII - Aircraft preparation. This section shall contain detailed steps required to prepare the basic aircraft and installed weapon (munition [see 3.6.2.5]) accessories (e.g., rack, launcher, etc.) for functional/stray voltage checks and weapons (munitions) loading.

3.3.2.7.1 Aircraft preparation. This primary paragraph shall contain all steps required to prepare the basic aircraft for functional/stray voltage checks and weapons (munitions [see 3.6.2.5.1]) loading.

3.3.2.7.2 Installed accessory preparation. This primary paragraph shall contain all necessary steps to prepare each installed weapon (munition [see 3.6.2.5.2]) accessory (e.g., rack, launcher, etc.) for functional/stray voltage checks and weapons (munitions) loading.

MIL-PRF-9977K(USAF)

TO 1X-XXX-16

FOREWORD

1. PURPOSE.

The purpose of this technical order is to provide safe and reliable procedures for loading/unloading nuclear bombs, missiles, and practice bombs on X-XXX aircraft.

2. SCOPE.

This manual contains all procedures necessary for loading/unloading nuclear bombs, and all applicable practice bombs. Chapter 1 contains safety requirements, emergency procedures, general arrangements, general procedures, flight circuit test, flight equipment checks, functional checks, and munitions rejection criteria. Chapter 2, and on, contains loading, unloading, and ferry procedures for nuclear bombs.

3. RELATED PUBLICATIONS.

The following publications are referenced in and/or used in conjunction with this manual. The regulations listed contain detailed safety information regarding the equipment and procedures in this manual. AFR 0-2, Numerical Index of Standard Air Force Publications, should be checked to determine the latest effective publication date. The checklists are those applicable for each weapon contained in this manual. Deployment procedures are contained in each bomb/weapons loading checklist.

LIST OF RELATED PUBLICATIONS

PUBLICATION NUMBER	PUBLICATION TITLE
AFI 91-101	Air Force Nuclear Weapons Surety Program
AFI 91-104	Nuclear Surety Tamper Control and Detection Program
AFI 91-XXX	Safety Rules for X-XXX Weapon System
TO 1X-XXX-16-CL-1	Nuclear Bomb Loading Procedures (B57)
TO 1X-XXX-16-CL-2	Nuclear Bomb Loading Procedures (B61)
TO 1X-XXX-16-CL-3	Nuclear/Nonnuclear Weapon Integrated Loading Procedures (Internal Gun, AIM-9, Chaff/Flare and B57/B61 Bombs)
TO 1X-XXX-16-CL-4	Nuclear Bomb Practice Bomb Loading Procedures (BDU-38B)

4. NUCLEAR SAFETY CERTIFICATION.

The support equipment and procedures contained herein have been evaluated and are acceptable for the prescribed use with nuclear weapons.

5. PRECEDENCE.

Compliance with procedures herein is mandatory. Use of war reserve nuclear weapons in peacetime operations requires nuclear weapon system safety rules published in the 91-series of Air Force instructions or disseminated by CSAF correspondence. In all instances, only those operations which are within the scope of the current applicable safety rules may be performed. Load crews are not required by this TO to have applicable nuclear weapon system safety rules in their possession at the loading site.

iii

FIGURE 1. Typical foreword - nuclear weapons loading procedures manual.

MIL-PRF-9977K(USAF)

TO 1X-XXX-16

NOTE

Load crews shall comply with AFI 91- 104 (Nuclear Surety Tamper Control and Detection Program) for access to the aircraft/bomb combination.

6. LOADING CONFIGURATIONS.

TO 1X-XXX-1 and TO 1X-XX-25 flight manuals contain information regarding weapons authorized for carriage and approved load configurations. Only those weapons and load configurations covered in the -1 and -25 manuals may be used.

7. ABBREVIATIONS/ACRONYMS.

Definitions of abbreviations/Acronyms appearing in this technical order and supporting checklists are as follows:

FCT	Flight Circuit Test
MAU	Miscellaneous Armament Unit
MFD	Multifunction Display

8. IMPROVEMENT REPORTS.

Improvement Reports, AFTO Form 22, or recommendations proposing changes to this technical manual shall be submitted in accordance with TO 00-5-1.

9. COMMENTS.

The Directorate of Nuclear Systems Engineering is the Air Force activity responsible for the accuracy of the technical contents of the manual. Any comments or recommendations other than improvement reports (AFTO Form 22) shall be forwarded through command headquarters to the Directorate of Nuclear Systems Engineering (OL-NS/EN), Kirtland AFB, NM 87117-5000.

10. DEFINITIONS.

The following definitions apply to WARNINGS, CAUTIONS, and NOTES within the procedures:

WARNING

Highlights an operating or maintenance procedure, practice, condition, statement, etc., which, if not strictly observed, could result in injury to or death of personnel.

CAUTION

Highlights an operating or maintenance procedure, practice, condition, statement, etc., which, if not strictly observed, could result in damage to, or destruction of, equipment, or loss of mission effectiveness.

NOTE

Highlights an operating or maintenance procedure, condition, or statement.

iv

FIGURE 1. Typical foreword - nuclear weapons loading procedures manual - Continued.

MIL-PRF-9977K(USAF)

TO 1F-16A-16
Emergency ProceduresSECTION II
EMERGENCY PROCEDURES1.5 SCOPE

Emergency procedures consist of actions to be taken if munitions are involved in an accident or incident such as fire, collision, bomb dropped, or H70 blend hydrazine contamination. Typical examples of incidents are: (B57, B61-0/2/5) the Ready/Safe switch is found in R (Ready) or the NUCLEAR caution light comes on. Loading crew personnel should be thoroughly familiar with these instructions.

1. (USAF) Refer to AFI 91- 201 and TO 11N-20-11 for firefighting guidance.
2. (BAF/FNLAF) Refer to ELO-1 for firefighting guidance.
3. Refer to TO 1F-16A-33-1-2 for emergency procedures on nonnuclear munitions.

1.6 INSTRUCTIONS

NOTE

If any of the emergency conditions arise, appropriate personnel shall be notified. Under no circumstances shall troubleshooting or maintenance of the bomb be attempted by other than authorized personnel.

1.6.1 Waiting Period. In the event nuclear bombs become involved in an accident/incident or fire, the following procedures are mandatory and shall be performed by the loading crew prior to the arrival of base disaster control team.

1. If pullout cables are connected to the bomb, turn SMS off.
2. On the emergency page of the checklist in step 6 under FOR FIRE, record the time fire was extinguished; in step 2 under FOR DROP/COLLISION/INCIDENT, record the time SMS power is removed and time of accident/incident. These times shall be provided to the base disaster control team upon their arrival.
3. The minimum waiting periods provided in table 1-1 shall be observed before performing any operation on or movement of the bomb. These waiting periods are timed from the time recorded in step 2 above.

Table 1-1. Minimum Waiting Periods

BOMB	MINIMUM WAITING PERIOD
B57	15 minutes
B61	30 minutes

1.6.2 Bomb Dropped or Collision. If bomb is dropped or collision occurs, perform the following:

1. If bomb case remains intact, report accident/incident in accordance with applicable directives.
2. If bomb case is ruptured, perform the following:
 - a. Evacuate nonessential personnel to a minimum of 2000 feet.

1-5

FIGURE 2. Typical emergency procedures - (odd page number).

MIL-PRF-9977K(USAF)

TO 1F-16A-16
Emergency Procedures

- b. Notify base disaster control team.
- c. Report accident/incident in accordance with applicable directives.

WARNING

- Danger is from detonation of High Explosive (HE) components and possible radioactive.
- Hazards of CB. CB has toxic effects when inhaled and is irritating when it comes in contact with the skin.

1.6.3 Munitions/Bomb Involved in Fire. In the event of fire during loading/unloading, evacuate nonessential personnel to at least the distance indicated in table 1-2. On the emergency procedures page of the checklist, record the time that flames envelop the munitions/bomb. This time shall be provided to firefighting supervisor/responsible official. Loading crews shall withdraw to the specified distance after fire envelops munition/bomb, or after arrival of firefighters, whichever occurs first.

1.6.4 Munitions/Bomb Involved in H70 Hydrazine Fuel Leak or Spill. If an H70 EPU hydrazine fuel leak occurs, the bomb shall be downloaded, and the aircraft placed in a nonalert status until the extent of damage to nuclear related aircraft wiring has been determined and corrected. When an H70 leak is discovered on a nuclear bomb loaded aircraft, take the following action:

1. Remove electrical power from the aircraft.
2. Evacuate the area and notify appropriate personnel.
3. After H70 fuel cleanup is completed, download the bomb as directed.

Table 1-2. Firefighting Guidance

Nomenclature	Withdrawal Time	Withdrawal Distance (FT) Nonessential Personnel	Fire Symbol
B-57	NA	2000	NA
B-61	NA	2000	NA
BDU-38/B	NA	500	NA
Crtg. 20mm HEI/HEIT/INC	*	1800	2
Crtg. 20mm TP/API/API-T/APT	*	300	4
Crtg. Impulse	*	300	4
Crtg. Chaff	*	300	4
Flares	*	600	3
AIM-9 HE Warhead	45 sec to 2 min	1800	2
AIM-9 (live Mot & inert or Prac Warhead)	45 sec to 2 min	600	3

* No specific withdrawal time assigned.

FIGURE 2. Typical emergency procedures - (even page number) -Continued.

MIL-PRF-9977K(USAF)

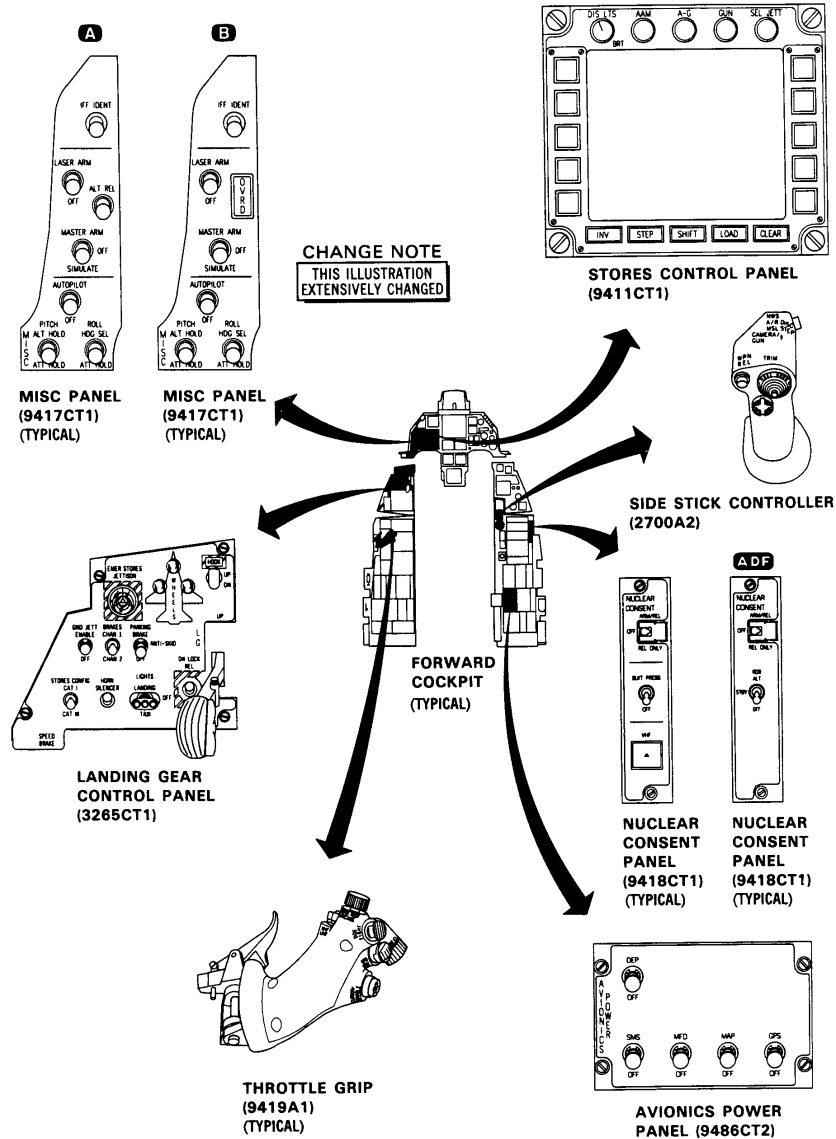


FIGURE 3. Typical aircraft arrangement.

MIL-PRF-9977K(USAF)

T.O. 1F-16A-33-1-2
Mun Prep/CBU-52/58/71

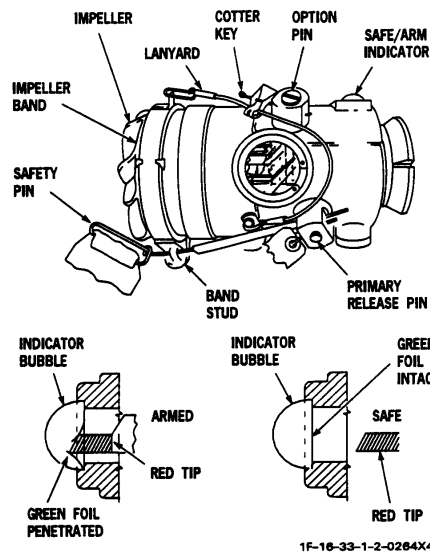


Figure 14-1. MK339 Mod 1 Fuze

g. (MK339 Mod 1) Check that SAFE/ARM indicator red pin has not punctured green foil at base of bubble (figure 14-1).

h. (MK339 Mod 1) Check that safety pin is installed through impeller band stud and primary release pin bracket (figure 14-1).

i. (MK339 Mod 1) Check that cotter key/arming wire is installed through option pin and bracket.

2. Check that fuze(s) is serviceable as follows:

a. Check that fuze is clean and not damaged.

b. (M907) Check that fuze vane is locked in position and not damaged.

c. (M907) Check that foil seal or tape covers slider ports.

d. (MK339 Mod 1) Check that fuze impeller is not dented or cracked.

- e. (MK339 Mod 1) Check that fuze impeller band retention lanyard is installed.
- f. (FMU-56D/B, FMU-110/B) Check that fuze radome is not cracked.
- g. (FMU-110/B) Check that guide tube plug is installed in guide tube.
- h. (MK339 Mod 1) Check that fuze time window is in line with suspension lugs and fuze is secured on nose of dispenser.
3. Check that fuze setting matches mission requirement.
4. Check that arming wire/lanyard is installed.
5. Check that tail plate is secure.
6. Check that fin is not damaged.
7. Check that arming wire guides to be used are not damaged.
8. Check that lanyard retention post, washers, and nuts are not damaged.
9. Check that suspension lugs are flush with dispenser, then backed out sufficiently to permit locking of rack.

14-3

FIGURE 4. Typical general procedures.

MIL-PRF-9977K(USAF)

3.3.2.8 Section VIII - Flight Circuit Test (FCT)/Functional checks. This section shall contain all necessary steps to perform functional checks of the weapons (munitions [see 3.6.2.6]) control/release/fire and jettison systems. (See Figure 5).

3.3.2.8.1 System requirements. Procedures shall be subdivided when required by the acquiring activity to meet weapon system requirements (see 6.2). When specified by the acquiring activity, additional primary paragraphs shall be included, and shall be in the designated sequence (see 6.2).

3.3.2.9 Section IX - Stray voltage checks. This section shall contain all necessary steps to perform stray voltage test(s) of weapons (munitions [see 3.6.2.7]) control/release/fire and jettison systems. As a minimum, power shall be applied to the aircraft during the stray voltage checks, unless otherwise specified by the acquiring activity (see 6.2).

3.3.3 Chapter 2 - Bombs/weapons loading procedures. Arrangement shall be in accordance with 3.3c. and 3.3.3.2 thru 3.3.3.5. When specified, this chapter shall be divided into sections (see 6.2). Arrangement shall be as specified by the acquiring activity (see 6.2). The arrangement within the chapter shall be dictated by the similarity of tasks to be performed (see 6.5). Integrated nuclear/nonnuclear loading procedures shall not be incorporated in the nuclear weapons basic information and loading procedures manual.

3.3.3.1 Method of presentation. The presentation of the detailed procedures shall be standardized as much as possible. The following method of presentation shall be used:

3.3.3.1.1 Applicability notations. Applicability notations shall be in accordance with 3.1.5.

3.3.3.1.2 Illustrations. Illustrations shall be as close as possible to the applicable step and be of a standard size, if possible. Illustration/text arrangement shall be procedures on the right and illustrations down the left side of the page or with procedures at the top and illustration across the bottom of the page. Illustrations shall be placed both along the left side and across the bottom of the page, if necessary. Pages shall not require turning to view an illustration. The required procedures/illustrations shall be provided in a concise and standard form. (See Figures 5 and 6).

3.3.3.1.3 Callouts. Figure callouts shall be brief and concise. Referenced illustration content, such as a switch position directed by a procedural step, shall be indicated by leader lines or nomenclature callouts on the applicable figure.

3.3.3.1.4 Page identification. Procedural pages shall carry identification consisting of the primary sidehead title, or the initial first subordinate sidehead used, on left pages and the primary sidehead title, or the last first subordinate sidehead used, on right pages. An abbreviated weapon (munition [see 3.6.3.1.4]) designation and aircraft station shall also be included, when the aircraft has more than single carriage capability. This identification shall be placed on one line if possible, below the technical manual identification number. Examples are:

	Nuclear	Nonnuclear (see 3.6.3.1.4)
a.	TO 1F-XX-16 Loading/61/WB/CL	TO 1F-XXX-33-1-2 LDG/BSU/CL/WS/CFT

MIL-PRF-9977K(USAF)

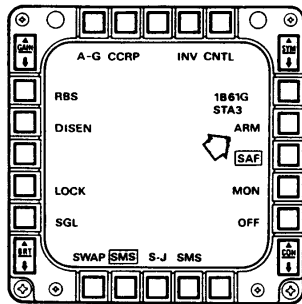
TO 1F-16C-16
Flight Circuit Test

Figure 1-102. A-G Mode (ARM)

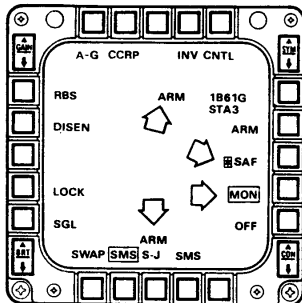


Figure 1-103. A-G Mode (ARM, *SAF, MON)

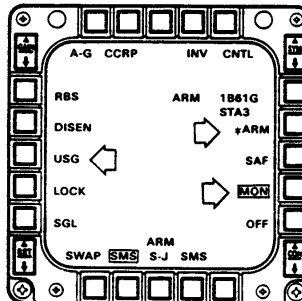


Figure 1-104. A-G Mode (USG, *ARM, MON)

23. On adapter cable W11, position S1 selector switch to 3; STATUS light on.

24. On right console, position NUCLEAR CONSENT switch to ARM/REL.

25. On MISC panel, position MASTER ARM switch to MASTER ARM; MFD displays ARM (FIGURE 1-102).

NOTE

Disregard the NRIU bad status that may occur during steps 26 thru 29.

26. On adapter cable W11, position S2 selector switch to 3; MFD displays *SAF, highlights MON, WPN status ARM (FIGURE 1-103).

27. On right MFD, depress and release OSB adjacent to ARM; MFD displays USG and *ARM and highlights MON (FIGURE 1-104); STATUS light off.

28. On voltage detector, position selector switch to SV; STATUS light off.

29. On voltage detector, position selector switch to PV; STATUS light off.

FIGURE 5. Typical FCT/functional checks.

MIL-PRF-9977K(USAF)

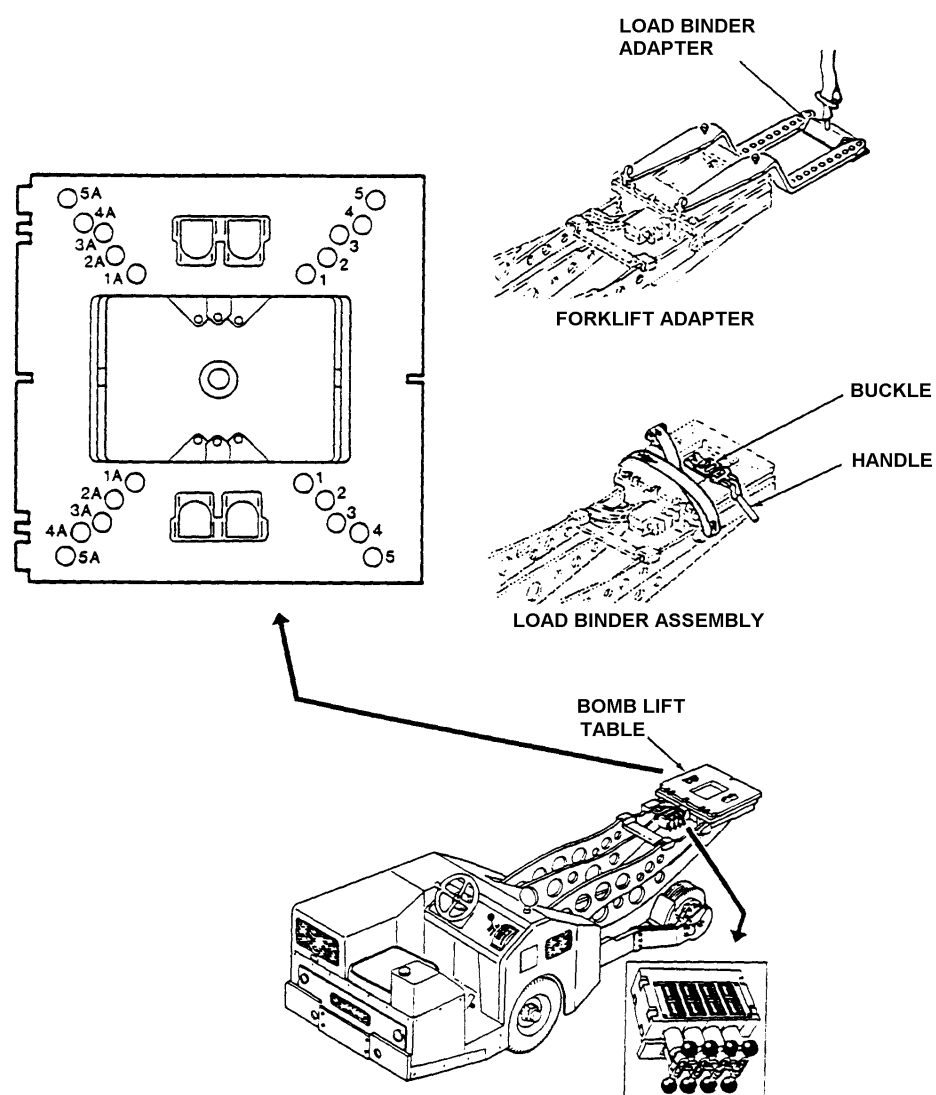


FIGURE 6. Typical illustrations.

MIL-PRF-9977K(USAF)

- | | | |
|----|---------------------------|--|
| b. | TO 1F-XX-16
Acft Prep | TO 1F-XXX-33-1-2
Acft Prep |
| c. | TO 1F-XX-16
Unldg/Bomb | TO 1F-XXX-33-1-2
Unldg/Bomb GP (R)/MC |

3.3.3.1.5 Identifying changed, added, or deleted material. Identification of changed, added, or deleted material shall be in accordance with the requirements of MIL-STD-38784.

3.3.3.1.6 Titles and headings. Procedures titles, and primary and first subordinate paragraphs, shall be limited to those listed in 3.3.3.2 through 3.3.3.5. If a specific paragraph is not applicable to a particular aircraft/weapon, the paragraph title shall be included, followed by "Not applicable." (See Figure 7).

3.3.3.2 General. Under this primary paragraph, the following first subordinate paragraphs shall be covered.

3.3.3.2.1 Scope. This paragraph shall include a description of the purpose of the chapter, outline of the major functions therein, and the technical manual identification number of the supporting checklist.

3.3.3.2.2 Support Equipment (SE). This paragraph shall list all SE that may be needed to accomplish the requirements of the chapter. For -16 manuals, the use of nuclear safety certified or approved equipment is mandatory, and shall be listed in accordance with TO 00-110N-16 (see 6.13).

3.3.3.2.3 Specific safety requirements. This paragraph shall include all specific safety procedures pertaining to the weapon (munition [see 3.6.3.2.3 and 3.8.2.3.2]) and loading procedures.

3.3.3.3 Loading procedures. Under this primary paragraph, the following first subordinate paragraphs shall be covered.

3.3.3.3.1 Aircraft preparation. The following "NOTE" and steps shall be included in all loading manuals:

"NOTE

Refer to Chapter 1, Section __, for applicable aircraft preparation.

Refer to Chapter 1, Section __, for FCT/functional checks.

Refer to Chapter 1, Section __, for stray voltage checks.

1. Perform aircraft preparation.
2. Perform required FCT/functional checks.
3. Perform required stray voltage checks."

3.3.3.3.2 Weapons (munitions) preparation. This paragraph, applicable to a single weapon (munition [see 3.6.3.3.2 and 3.8.2.3.4]), multiple rack, and preloaded accessories, shall include steps required to inspect and prepare each weapon (munition), including components. All steps shall be singular.

MIL-PRF-9977K(USAF)

2.1 GENERAL.

2.1.1 Scope.

2.1.2 Support equipment (SE).

2.1.3 Specific safety requirements.

2.2 LOADING PROCEDURES.

2.2.1 Aircraft preparation.

2.2.1.1 Flight circuit test.

2.2.1.2 Stray voltage checks.

2.2.2 Munitions preparation.

2.2.3 Cartridge installation.

2.2.4 Loading.

2.2.4.1 Fuzing.

2.2.5 Postloading.

2.2.6 Cartridge installation.

2.2.7 Postloading inspection.

2.2.8 Delayed flight or alert.

2.2.9 Immediately prior to launch.

2.3 UNLOADING PROCEDURES.

2.3.1 Safing.

2.3.2 Preunloading.

2.3.3 Unloading.

2.3.4 Fuze removal.

2.4 TACTICAL FERRY PROCEDURES. (Nuclear only)

2.4.1 Deployment.

2.4.2 Strike to nonstrike.

2.4.3 Nonstrike to strike.

FIGURE 7. Typical titles and headings.

MIL-PRF-9977K(USAF)

3.3.3.3.3 Cartridge installation. For the BRU-3, MAU-12, and similar racks, when due to configuration, the cartridges cannot be installed after the store is loaded, the following “NOTE” shall follow the paragraph title and the following steps shall be included. All steps shall be plural.

“NOTE

Omit step 1, if a stray voltage check was performed during aircraft preparation or FCT/functional check, provided no additional power has been applied to the aircraft.

1. Perform required stray voltage checks.
2. Check impulse cartridges for serviceability.
3. Install impulse cartridges.”

3.3.3.3.4 Loading. This paragraph shall include steps required to load the weapons. All steps shall be singular.

3.3.3.3.5 Cartridge installation. The following “NOTE” shall follow the paragraph title, and the following steps shall be included. All steps shall be plural.

“NOTE

Omit steps 1 through 3, if impulse cartridges were installed as part of the loading, and a stray voltage check was performed during aircraft preparation or FCT/functional check, provided no additional power has been applied to the aircraft.

1. Perform required stray voltage checks.
2. Check impulse cartridges for serviceability.
3. Install impulse cartridges.”

3.3.3.3.6 Postloading inspection. This paragraph shall include steps required to ensure that safety devices are installed or removed as required. All steps shall be plural.

3.3.3.3.7 Delayed flight or alert. This paragraph shall include procedural steps required for safing of aircraft accessories, weapons (munitions [see 3.6.3.3.7 and 3.8.2.3.9]), and impulse cartridges, and procedural steps for optional readiness configurations. The following “NOTE” shall be placed immediately following the mandatory procedures:

“NOTE

Omission of, or options relating to, the following step(s) may be dictated by the local commander.”

3.3.3.3.8 Immediately prior to launch. This paragraph shall include steps required to place the aircraft in a launch configuration. All steps shall be plural.

3.3.3.4 Unloading procedures. Under this primary paragraph, the following first subordinate paragraphs shall be covered.

MIL-PRF-9977K(USAF)

3.3.3.4.1 Safing. This paragraph shall include essential steps required to safe the aircraft/weapons (/munitions [see 3.6.3.4.1 and 3.8.2.4.1]), and install required safety devices. All steps shall be plural. The following "NOTE" shall be placed immediately after the paragraph preceding the steps:

"NOTE

Omission of the following step(s) may be authorized by the local commander."

3.3.3.4.2 Preunloading. This paragraph shall include steps and checks required to prepare the aircraft/weapons (/munitions [see 3.6.3.4.2 and 3.8.2.4.2]) for unloading. All steps required to safe the aircraft/weapons (/munitions) shall be repeated in this paragraph. All steps shall be plural.

3.3.3.4.3 Unloading. This paragraph shall include steps required to unload the weapons (munitions [see 3.6.3.4.3]) from the aircraft. All steps shall be plural.

3.3.3.5 Ferry procedures. Under this primary paragraph, the following first subordinate paragraphs shall be covered.

3.3.3.5.1 Deployment. This paragraph shall include information regarding the proper configuration for deployment or logistic shipment on strike aircraft, and the statement: "Ferry checklist procedures are provided in TO 1F-XXX-16CL-X. For amplification of the checklist steps, refer to comparable steps presented in this technical order."

3.3.3.5.2 Strike to nonstrike. This paragraph shall include steps required to convert a strike-loaded aircraft to the configuration required for deployment to an alternate base, from which a strike mission may be flown.

3.3.3.5.3 Nonstrike to strike. This paragraph shall include steps required to reconfigure the aircraft to strike configuration in a minimum of turnaround time, after arrival at the alternate base.

3.3.4 Chapter 3 - Practice bomb loading procedures. Loading procedures for practice bombs shall be essentially as identified in 3.3.3.

3.3.4.1 General. General information shall be in accordance with 3.3.3.2.

3.3.4.2 Loading procedures. Loading procedures shall be in accordance with 3.3.3.3.

3.3.4.3 Unloading procedures. Unloading procedures shall be in accordance with 3.3.3.4.

3.4 Nuclear weapons loading procedures manual (bomber aircraft). The contractor shall use the DTD in Appendix B, if electronic delivery of this manual is required (see 6.2). Capitalization and underscoring of chapter, section, and paragraph titles shall be in accordance with the requirements of MIL-STD-38784. This manual shall be arranged as follows:

- a. Front matter.
- b. Chapter 1 - General support information.
- c. Chapter 2 and subsequent - Loading operations. One chapter shall be used for each

MIL-PRF-9977K(USAF)

weapon or group of weapons. Chapter titles shall identify the applicable weapon(s).

d. Chapter () - Supplementary loading information.

3.4.1 Front matter. The front matter shall be in accordance with the requirements of MIL-STD-38784, except no list of illustrations or list of tables shall be included.

3.4.1.1 Foreword. The foreword shall be in accordance with the requirements of 3.3.1.1 (see 6.2).

3.4.2 Illustrations. Illustrations shall be prepared in accordance with the requirements of MIL-STD-38784. Aircraft and weapon locator type illustrations shall not be used, except where essential to explain data in the supplemental loading information chapter and illustrations required for the job-oriented procedures.

3.4.3 Text. Unless otherwise specified by the acquiring activity, text shall be single column unjustified, and illustrations shall be integrated with text (except in job-oriented procedures) (see 6.2).

3.4.4 Chapter 1 - General support information. This chapter shall contain equipment, safety, loading restrictions, and any necessary procedures and information pertaining to preparation of the aircraft for loading. In addition, a listing of aircraft components, controls, and indicators of direct concern to the load crew, shall be included.

3.4.5 Chapter 2, 3, etc. - Loading operations. Job-oriented loading procedures shall be presented for all stores. Breakdown shall be presented under the following primary paragraphs:

- a. Loading preparation.
- b. Loading procedures.
- c. Loading completion procedures (prefixed with applicability notations for the applicable bomb or warhead, if applicable [see 3.1.5]).

3.4.5.1 Job-oriented procedures. The procedures within the manual shall be job-oriented (i.e., task assignments shall be listed for each load crew member in a time-phased sequence). A columnar arrangement shall be used (one column for each load crew member); horizontal alignment of tasks of the crew members shall be used to indicate tasks which must be performed at the same time. Arabic numerals, used as column headings, shall be the load crew member designations; steps shall be numbered consecutively in Arabic numerals within each heading for each crew member. Each page shall be identified by the type of procedures, and by the weapon designation, if applicable. This identification shall be placed below the technical manual identification number. When the job-oriented procedures require illustrations, they shall be placed on the left-hand page, if possible, and procedures on the (facing) right-hand page. Only illustrations essential to the operation shall be used, and they shall contain no text or callouts, other than arrowheads, to indicate the specific switch or equipment item mentioned in the procedural step. Reference to these illustrations shall be accomplished by the expression "figure XX" next to the number of the illustrated step. Illustrations in the job-oriented procedures shall not be used more than once; the illustrations shall be referenced as often as necessary. Figure titles shall not be used in the job-oriented procedures.

MIL-PRF-9977K(USAF)

3.4.6 Chapter () - Supplemental loading information. This chapter shall follow the job-oriented procedures, and shall contain any additional information required by the load crew, such as, when to perform safety checks and transfer procedures.

3.5 Nonnuclear munitions basic information manual (standard volume). The contractor shall use the DTD in Appendix C, if electronic delivery of this manual is required (see 6.2). Capitalization and underscoring of chapter, section, and paragraph titles shall be in accordance with the requirements of MIL-STD-38784. This manual shall be arranged as follows:

- a. Front matter.
- b. Chapter 1 - Munitions description.
 - (1) Section I - Missiles, rockets, and ammunition.
 - (2) Section II - Bomb type munitions.
 - (3) Section III - Fuzes.
 - (4) Section IV - Impulse cartridges, chaff, flares, and photoflash.
 - (5) Section V - Munitions accessories.
- c. Chapter 2 - Suspension equipment description.
 - (1) Section I - Racks.
 - (2) Section II - Launchers and dispensers.
- d. Chapter 3 - Guns and gun pods description.
 - (1) Section I - Guns.
 - (2) Section II - Gun pods.
- e. Chapter 4 - Support equipment description.
 - (1) Section I - Bomb lift trucks.
 - (2) Section II - Munitions handling and loading adapters.
 - (3) Section III - Munitions trailers.
 - (4) Section IV - Ammunition loading systems.
 - (5) Section V - Test equipment.
 - (6) Section VI - Test adapters.
- f. Chapter 5 - Supplementary information.
 - (1) Section I - Special tools.
 - (2) Section II and subsequent - other supplementary information (as many sections as required).

3.5.1 Front matter. The front matter shall be in accordance with the requirements of MIL-STD-38784, except no list of illustrations or list of tables shall be included.

3.5.1.1 Foreword. The foreword shall be prepared in accordance with the requirements of MIL-STD-38784. Submittal and routing instructions for technical manual improvement reports shall be

MIL-PRF-9977K(USAF)

included, and shall reference TO 00-5-1 as the authority for recommending changes. A paragraph shall be included to identify the Air Force activity having technical responsibility for the manual (see 6.2).

3.5.2 Foldout pages. The manual shall not contain foldout pages.

3.5.3 Illustrations. Illustrations shall be in accordance with 3.3.3.1.2.

3.5.4 Chapters 1, 2, 3, 4, and 5 - Description. Descriptions of all munitions items, munitions suspension equipment, aircraft gun systems, munitions SE, and appropriate supplementary information shall be included in sufficient detail for loading purposes (see 6.14, 6.15).

3.5.5 Chapter 1 - Munitions description. Descriptive information shall be provided on all munitions, their components, and related accessories approved for loading on USAF aircraft. Fuze compatibility for each fuzed munition shall be shown, specifically identifying those munitions authorized for prefuzing and retention while unloading.

3.5.6 Chapter 2 - Suspension equipment description. Descriptive information shall be provided on all equipment used to launch, release, or dispense munitions from USAF aircraft.

3.5.7 Chapter 3 - Guns and gun pods description. Descriptive information shall be provided on all guns and gun pods used on USAF aircraft.

3.5.8 Chapter 4 - Support equipment (SE) description. Descriptive information shall be provided on testers and munitions handling/loading equipment listed under SE in USAF aircraft loading procedures manuals.

3.5.9 Chapter 5 - Supplementary information. Descriptive information shall be provided on items, required to support munitions loading operations on USAF aircraft, which are not covered in chapters 1 through 4. If no supplementary information, other than special tools, is required, special tools shall be a primary paragraph, rather than a section.

3.6 Nonnuclear munitions loading procedures manual. The contractor shall use the DTD in Appendix D, if electronic delivery of this manual is required (see 6.2). Capitalization and underscoring of chapter, section, and paragraph titles shall be in accordance with the requirements of MIL-STD-38784 (see 6.6). This manual shall be arranged as follows:

a. Front matter.

b. Chapter 1 - Supplementary information.

- (1) Section I - General safety requirements.
- (2) Section II - Emergency procedures.
- (3) Section III - Aircraft description and general arrangement.
- (4) Section IV - General procedures.
- (5) Section V - Aircraft preparation.
- (6) Section VI - Functional checks.
- (7) Section VII - Stray voltage checks.

MIL-PRF-9977K(USAF)

TO 1X-XXX-33

FOREWORD

1. PURPOSE.

The purpose of this technical manual is to provide safe and reliable procedures for loading and unloading nonnuclear munitions.

2. SCOPE.

This manual contains all procedures necessary for loading/unloading nonnuclear munitions. Chapter 1 contains general safety requirements, emergency procedures, general arrangement, general procedures, aircraft preparation, flight circuit test, functional checks, and stray voltage checks. Chapter 2 and subsequent contain loading and unloading procedures for each munition or group of munitions.

3. DEFERRED PROCEDURES.

Dependent upon restrictions dictated by actual combat conditions, performance of procedural steps under the headings "Delayed Flight or Alert," "Immediately prior to Launch," "Safing," and "Unloading" that are to be deferred for accomplishment in the Arming/Dearming area shall be as directed by the local commander.

4. FUNCTIONAL CHECKS.

Functional checks shall be performed within 30 days of loading, or more frequently if directed by the local commander. Functional checks shall be performed when the system has malfunctioned, or when trouble is suspected. Functional checks shall be valid for the period of time the aircraft remains of alert, during war emergencies or simulated war emergencies. Functional checks need not be performed if a turnaround mission is to be flown immediately. Functional checks need not be performed provided the stores were dropped successfully from that aircraft and no reconfiguration is required. Munitions preparation procedures under the subordinate paragraph headings PREFUZED or PRELOADED are written so that upon completion of the steps under these headings, the munition is ready for loading. Steps under PREFUZED or PRELOADED not previously accomplished, shall be accomplished using the procedures under the applicable subordinate paragraph heading.

5. PRECEDENCE.

When procedures outlined in this manual conflict with other directives, procedures in this manual shall take precedence, except for the aircraft -1 flight manual. Compliance with procedures in this manual is mandatory.

6. ABBREVIATIONS/ACRONYMS.

Definitions of abbreviations/acronyms appearing in this technical order and supporting checklists are as follows:

LAU	Launcher Aircraft Unit
MAU	Miscellaneous Armament Unit
MFD	Multifunction Display

7. IMPROVEMENT REPORTS.

Improvement Reports, AFTO Form 22, or recommendations proposing changes to this technical manual shall be submitted in accordance with TO 00-5-1.

iii

FIGURE 8. Typical foreword - nonnuclear munitions loading procedures manual.

MIL-PRF-9977K(USAF)

TO 1X-XXX-33

8. COMMENTS.

OO-ALC/LIWS is the Air Force activity responsible for the accuracy of the technical contents of the manual. Any comments or recommendations other than improvement reports (AFTO Form 22), shall be forwarded through major command headquarters to OO-ALC/LIWS, Hill AFB, Utah 84056-5000.

9. DEFINITIONS.

WARNING

Highlights an operation or maintenance procedure, practice, condition, statement, etc., which, if not strictly observed, could result in injury to or death of personnel.

CAUTION

Highlights an operation or maintenance procedure, practice, condition, statement, etc., which, if not strictly observed, could result in damage to, or destruction of, equipment, or loss of mission effectiveness.

NOTE

Highlights an operation or maintenance procedure, condition, or statement.

iv

FIGURE 8. Typical foreword - nonnuclear munitions loading procedures manual - Continued.

MIL-PRF-9977K(USAF)

- c. Chapter 2 and subsequent - Loading procedures. One chapter shall be used for each munition or group of munitions. Chapter titles shall identify the applicable munition(s).

3.6.1 Front matter. The front matter shall be in accordance with the requirements of MIL-STD-38784, except no list of illustrations or list of tables shall be included.

3.6.1.1 Foreword. The foreword shall be prepared in accordance with the requirements of MIL-STD-38784. The foreword shall also contain a precedence paragraph or statement which will be furnished by the acquiring activity. Submittal and routing instructions for technical manual improvement reports shall be included. TO 00-5-1 shall be referenced as the authority for recommending changes. A paragraph shall be included identifying the Air Force activity having technical responsibility for the manual. Standard definitions of "WARNING," "CAUTION," and "NOTE" shall be included as the final entry of the foreword. Additional information shall be included, if provided by the acquiring activity (see Figure 8) (see 6.2).

3.6.2 Chapter 1 - Supplementary information. Unless otherwise specified by the acquiring activity, this chapter shall have the following sections. When not required, the section heading (section number and title) shall be included, followed by "Not Applicable." When specified, additional sections shall be included, shall begin after the last of the required sections, and shall be of the type specified by the acquiring activity (see 6.2). Each section shall include the following information.

3.6.2.1 Section 1 - General safety requirements. General safety requirements shall be in accordance with 3.3.2.1 (see 6.8).

3.6.2.2 Section II - Emergency procedures. Emergency procedures shall be in accordance with 3.3.2.2.

3.6.2.3 Section III - Aircraft description and general arrangement. Aircraft description and general arrangement shall be in accordance with 3.3.2.3.

3.6.2.4 Section IV - General procedures. General procedures shall be in accordance with 3.3.2.6.

3.6.2.5 Section V - Aircraft preparation. Aircraft preparation shall be in accordance with 3.3.2.7.

3.6.2.5.1 Aircraft preparation. Aircraft preparation shall be in accordance with 3.3.2.7.1.

3.6.2.5.2 Installed accessory preparation. Installed accessory preparation shall be in accordance with 3.3.2.7.2.

3.6.2.6 Section VI - Functional checks. Functional checks shall be in accordance with 3.3.2.8. In addition, when Multiple Ejector Racks (MER), Triple Ejector Racks (TER), Bomb Release Units (BRU), etc., are installed, the functional check shall ensure that release and arming voltage is present, as a minimum, at the number one station of each item. One manual release and jettison mode will be functionally checked, as specified by the acquiring activity (see 6.2).

3.6.2.6.1 System requirements. Functional check procedures shall be further subdivided, if determined to be necessary, to meet weapon system requirements. When specified by the acquiring activity, additional primary paragraphs, as follows, shall be included (see 6.2).

MIL-PRF-9977K(USAF)

- a. Jettison checks.
- b. Functional checks.

3.6.2.7 Section VII - Stray voltage checks. Stray voltage checks shall be in accordance with 3.3.2.9.

3.6.3 Chapter 2, 3, 4, etc. - Loading procedures. Arrangement shall be as specified in 3.6.3.2 through 3.6.3.4. When specified by the acquiring activity, these chapters shall be divided into sections. Arrangement shall be as specified by the acquiring activity (see 6.2). The arrangement within a chapter shall be dictated by the similarity of tasks to be performed (see 6.9). The basic manual shall not contain integrated loading procedures.

3.6.3.1 Method of presentation. The presentation of the detailed procedures shall be standardized as much as possible. The following method of presentation shall be used:

3.6.3.1.1 Applicability notations. Applicability notations shall be in accordance with 3.1.5.

3.6.3.1.2 Illustrations. Illustrations shall be in accordance with 3.3.3.1.2.

3.6.3.1.3 Callouts. Figure callouts shall be in accordance with 3.3.3.1.3.

3.6.3.1.4 Page identification. Page identification shall be in accordance with 3.3.3.1.4.

3.6.3.1.5 Identifying changed, added, or deleted material. Identification of changed, added, or deleted material shall be in accordance with the requirements of MIL-STD-38784.

3.6.3.1.6 Titles and headings. Procedure titles, and primary and subordinate paragraphs shall be limited to those listed in 3.6.3.2 through 3.6.3.4. If a specific paragraph is not applicable to a particular aircraft/munition, the paragraph title shall be included, followed by "Not applicable." (See Figure 7).

3.6.3.2 General. Under this primary paragraph, the following first subordinate paragraphs shall be covered.

3.6.3.2.1 Scope. The scope shall be in accordance with 3.3.3.2.1.

3.6.3.2.2 Support equipment (SE). SE shall be in accordance with 3.3.3.2.2.

3.6.3.2.3 Specific safety requirements. Specific safety requirements shall be in accordance with 3.3.3.2.3.

3.6.3.3 Loading procedures. Under this primary paragraph, the following first subordinate paragraphs shall be covered.

3.6.3.3.1 Aircraft preparation. Aircraft preparation shall be in accordance with 3.3.3.3.1.

3.6.3.3.2 Munitions preparation. Munitions preparation shall be in accordance with 3.3.3.3.2. In addition, this procedure shall include steps required to assemble and install authorized fuzes, prior to munitions loading. Procedures shall be included to verify the safety of each fuzed munition.

MIL-PRF-9977K(USAF)

3.6.3.3.3 Cartridge installation. Cartridge installation shall be in accordance with 3.3.3.3.3.

3.6.3.3.4 Loading. This paragraph shall include steps required to load the munition. All steps shall be singular. Unless otherwise specified by the acquiring activity, this procedure shall include steps to remove fuze safety device(s) after munitions are loaded (see 6.2). These procedures shall also include steps to install fuzes which are not authorized for preloading installation.

3.6.3.3.5 Cartridge installation. Cartridge installation shall be in accordance with 3.3.3.3.5.

3.6.3.3.6 Postloading inspection. This paragraph shall include steps required to ensure that required safety devices are installed, bombs and fuzes are installed properly, and fuze safety devices have been removed or installed as required. All steps shall be plural.

3.6.3.3.7 Delayed flight or alert. Delayed flight or alert procedures shall be in accordance with 3.3.3.3.7.

3.6.3.3.8 Immediately prior to launch. Immediately prior to launch shall be in accordance with 3.3.3.3.8.

3.6.3.4 Unloading procedures. Under this primary paragraph, the following first subordinate paragraphs shall be covered.

3.6.3.4.1 Safing. Safing shall be in accordance with 3.3.3.4.1.

3.6.3.4.2 Preunloading. Preunloading shall be in accordance with 3.3.3.4.2.

3.6.3.4.3 Unloading. Unloading procedures shall be in accordance with 3.3.3.4.3.

3.6.3.4.4 Fuze removal. This paragraph shall include steps required to safe and remove the fuze from the nonnuclear munition. All steps shall be singular. The following "NOTE" shall be placed immediately after the paragraph and preceding the steps:

"NOTE

With local commander approval, the following fuzes may remain installed."

3.7 Integrated combat turnaround procedures manual. The contractor shall use the DTD in Appendix E, if electronic delivery of this manual is required (see 6.2). Capitalization and underscoring of chapter, section, and paragraph titles shall be in accordance with the requirements of MIL-STD-38784. This manual shall be arranged as follows:

- a. Front matter.
- b. Chapter 1 - Prepositioning and munition(s) preparation.
 - (1) Scope.
 - (2) General safety requirements.
 - (3) Emergency procedures.
 - (4) Support equipment (SE).

MIL-PRF-9977K(USAF)

- (5) Prepositioning/inspection.
- (6) Munition preparation.

c. Chapter 2 - Servicing/loading.

- (1) Scope.
- (2) cursory inspection.
- (3) Aircraft preparation.
- (4) Munitions/tanks unloading.
- (5) Gun loading.
- (6) Final cockpit preparation.
- (7) Aircraft servicing/tank installation/munition loading.
- (8) Final aircraft preparation.
- (9) Immediately prior to launch.

3.7.1 Front matter. The front matter shall be in accordance with the requirements of MIL-STD-38784, except no list of illustrations or list of tables shall be included.

3.7.1.1 Foreword. The foreword shall be in accordance with 3.6.1.1 (see 6.2).

3.7.2 Titles and headings. Procedures titles and primary paragraphs shall be limited to those listed in 3.7.2.1 and 3.7.2.2. If a specific paragraph is not applicable to a particular aircraft/munition, the paragraph title shall be included, followed by "Not applicable." (See Figure 7).

3.7.2.1 Chapter 1 - Prepositioning and munition(s) preparation. Under this chapter, the following primary paragraphs shall be covered.

3.7.2.1.1 Scope. The scope paragraph shall be in accordance with 3.3.3.2.1 and the following:

3.7.2.1.1.1 Authorizations/restrictions. The authorizations/restrictions paragraph(s) shall contain a list of all authorizations and restrictions that apply to integrated combat turnaround operations. A brief explanation of actions to be accomplished by the turnaround crew shall precede the list of authorizations and restrictions. The authorizations and restrictions shall contain the following statement: "A summary of operations authorized by the System Safety Engineering Analysis (SSEA) is included in this manual."

3.7.2.1.2 General safety requirements. This primary paragraph shall contain safety procedures related to aircraft servicing, munitions loaded aircraft, munitions loading/unloading, and munitions. Procedures shall be prefaced by a brief explanation of actions to be accomplished. The following statements shall be included:

- a. "Firefighting protection equipment shall be as required by TO 00-25-172."
- b. "Refueling equipment shall be as required by TO 00-25-172."

3.7.2.1.3 Emergency procedures. The emergency procedure page(s) shall be marked in accordance with the requirements of MIL-STD-38784. All applicable emergency procedures shall be included. When more than one type of munition is included, and withdrawal distances differ, emergency procedures shall be provided for each type of munition. (See Figure 2).

MIL-PRF-9977K(USAF)

3.7.2.1.4 Support equipment (SE). This primary paragraph shall list the SE and test equipment that may be required to perform an integrated combat turnaround (excluding firefighting and refueling equipment as required by the SSEA). Substitutes are not authorized.

3.7.2.1.5 Prepositioning/inspection. This primary paragraph shall include the specific requirements for items which need to be positioned and inspected. All steps shall be singular.

3.7.2.1.6 Munition preparation. This primary paragraph shall include munition, missile, preloaded MER/TER/BRU, and preloaded launcher inspections for serviceability and safety, prior to aircraft loading. All steps shall be singular.

3.7.2.2 Chapter 2 - Servicing/loading. Under this chapter, the following primary paragraphs shall be covered. These paragraphs shall be sequenced to be compatible with the SSEA (see 6.16).

3.7.2.2.1 Scope. The scope paragraph shall be in accordance with 3.3.3.2.1.

3.7.2.2.2 Cursory inspection. As a minimum, the requirement to ensure the aircraft is secured/safe, flight crew/ground crew communication has been established, the aircraft is operational, and ammunition/fuel requirements have been determined prior to aircraft preparation, shall be included. All steps shall be plural.

3.7.2.2.3 Aircraft preparation. This paragraph shall include all procedures to ensure the aircraft is serviceable and is prepared for munition loading/unloading.

3.7.2.2.4 Munitions/tanks unloading. This paragraph shall include the requirements for safing, fuze removal, and unloading munition(s) and tank(s) from the aircraft. All steps shall be singular.

3.7.2.2.5 Gun loading. This paragraph shall include gun loading procedures.

3.7.2.2.6 Final cockpit preparation. This paragraph shall include all procedures to prepare the cockpit for aircraft servicing/munitions loading. These procedures shall include towing and positioning, if applicable. All steps shall be singular.

3.7.2.2.7 Aircraft servicing/tank installation/munitions loading. This paragraph shall include all procedures for tank installation, refueling, servicing, and loading of munitions. All steps shall be singular.

3.7.2.2.8 Final aircraft preparation. This paragraph shall include procedures to ensure safety devices have been removed or installed as required, tools and equipment have been removed, and the aircraft is ready for flight. All steps shall be plural.

3.7.2.2.9 Immediately prior to launch. This paragraph shall include all steps required to place the aircraft in a launch configuration.

3.8 Nonnuclear munitions loading standard data packages (see 3.3, 6.6).

3.8.1 Numbering. Pages, paragraphs, tables, and figures shall be numbered in accordance with the requirements of MIL-STD-38784, with the exception that the Family Group number shall be used in lieu of a chapter number.

MIL-PRF-9977K(USAF)

3.8.2 Arrangement. The contractor shall use the DTD in Appendix F, if electronic delivery of the standard data package is required (see 6.2). These procedures shall be arranged as follows:

- a. Front matter.
- b. Munitions description.
- c. Standard munitions loading procedures.
- d. Standard munitions unloading procedures.

3.8.2.1 Front matter. The front matter shall consist of a cover page and a list of effective pages.

3.8.2.1.1 Cover page. The cover page shall be prepared in the same style and format as shown in Figure 9.

3.8.2.1.2 List of effective pages. The list of effective pages shall be prepared in accordance with the requirements of MIL-STD-38784.

3.8.2.2 Munitions description. Munitions nomenclature/identification, weight, dimensions, length, integral safety features, and functional description shall be included. Any differences (if munition has more than one version) shall be described and illustrated.

3.8.2.2.1 Bomb fuzes. Descriptive data on bomb fuzes shall include a brief description and illustration of the fuze. The data shall also include functional type, safety devices, armed/safe indications, action, arming delays, and functioning delays.

3.8.2.2.2 Nomenclature. Nomenclature shall be in accordance with 3.1.3.

3.8.2.3 Standard munitions loading procedures. The standard data package loading procedures shall contain the following information.

3.8.2.3.1 Support equipment (SE). SE shall be in accordance with 3.3.3.2.2. In addition, the following "NOTE" shall apply to aircraft procedures identified by the acquiring activity (see 6.2).

"NOTE TO SPM/SPO

List all SE, except common hand tools, required to load/unload munitions on/off aircraft."

3.8.2.3.2 Specific safety requirements. Specific safety requirements shall be in accordance with 3.3.3.2.3.

3.8.2.3.3 Aircraft preparation. Aircraft preparation shall be in accordance with 3.3.3.3.1 for aircraft procedures identified by the acquiring activity (see 6.2). The "NOTE" heading shall be "NOTE TO SPM/SPO."

3.8.2.3.4 Munitions preparation. Munitions preparation shall be in accordance with 3.3.3.3.2.

3.8.2.3.5 Cartridge installation. Cartridge installation shall be in accordance with 3.3.3.3.3.

3.8.2.3.6 Loading. This paragraph shall include steps required to load the munition. All steps shall be singular. Unless otherwise specified by the acquiring activity, this procedure shall include steps

MIL-PRF-9977K(USAF)

FAMILY GROUP NO. 12

APPROVED

STANDARD DATA PACKAGE

FOR

-33 NON-NUCLEAR MUNITIONS LOADING MANUALS

**BOMB, GENERAL PURPOSE, 500-POUND MK 82;
BOMB, PRACTICE, 500-POUND MK82/DBU-50/B AND BDU-50A/B
WITH BSU-49/B AIR INFLATABLE RETARDER (AIR),**

AND

**2000-POUND MK 84
WITH BSU-50/B AIR INFLATABLE RETARD (AIR)**

**APPLICABLE FUZE DATA REQUIRED FOR GROUP NO. 12
MUNITIONS DESCRIPTIVE DATA ARE CONTAINED IN
FAMILY GROUP NO. 40**

THIS STANDARD DATA PACKAGE REPLACES ALL PREVIOUS ISSUES

FIGURE 9. Typical cover page - standard data package.

MIL-PRF-9977K(USAF)

to remove fuze safety device(s) after munitions are loaded (see 6.2). These procedures shall also include steps to install fuzes which are not authorized for preloading installation.

3.8.2.3.7 Cartridge installation. The following “NOTE” shall be included for aircraft procedures identified by the acquiring activity (see 6.2).

“NOTE TO SPM/SPO

Implement those procedures required for stray voltage checks at impulse cartridge breeches and installation of impulse cartridges.”

3.8.2.3.8 Postloading inspection. Postloading inspection shall be in accordance with 3.6.3.3.6. In addition, the following “NOTE” shall be included for aircraft procedures identified by the acquiring activity (see 6.2).

“NOTE TO SPM/SPO

Implement those procedures required for checking that all pertinent aircraft steps have been accomplished.”

3.8.2.3.9 Delayed flight or alert. Delayed flight or alert shall be in accordance with 3.3.3.3.7. In addition, the following “NOTE” shall be included.

“NOTE TO SPM/SPO

Implement those procedures required to place the aircraft in approved delayed flight or alert status.”

3.8.2.3.10 Immediately prior to launch. This paragraph shall include munitions peculiar steps required to place the aircraft in a launch configuration. All steps shall be plural. The following “NOTE” shall be included for aircraft procedures identified by the acquiring activity (see 6.2).

“NOTE TO SPM/SPO

Implement those procedures required for preparing the aircraft for launch.”

3.8.2.4 Standard munitions unloading procedures. The standard data package unloading procedures shall include the following information.

3.8.2.4.1 Safing. Safing shall be in accordance with 3.3.3.4.1. In addition, the following “NOTE” shall be included.

“NOTE TO SPM/SPO

Implement those procedures required to safe the aircraft.”

3.8.2.4.2 Preunloading. Preunloading shall be in accordance with 3.3.3.4.2. In addition, the following “NOTE” shall be included for aircraft procedures identified by the acquiring activity (see 6.2).

MIL-PRF-9977K(USAF)

“NOTE TO SPM/SPO

Implement those procedures required to prepare the aircraft for unloading munitions from aircraft.”

3.8.2.4.3 Unloading. This paragraph shall include only those steps peculiar to munitions. All steps shall be singular. The following “NOTE” shall be included for aircraft procedures identified by the acquiring activity (see 6.2).

“NOTE TO SPM/SPO

Implement those procedures required for unloading the munitions from the aircraft.”

3.8.2.4.4 Fuze removal. Fuze removal shall be in accordance with 3.6.3.4.4.

3.9 Loading procedures checklists. The types of checklists to be prepared, shall be those specified by the acquiring activity, and for nuclear weapons loading checklists, OL-NS/EN (see 6.2). Any procedural step that pertains only to a specific munition/weapon, aircraft configuration, or accessory, shall be prefixed with applicability notations for identification (see 3.1.5). Torque values, preset dimensions, orifice identifiers, etc., included in the loading procedures chapter shall be placed in the checklist. Nuclear weapons loading procedures checklists for bomber aircraft shall stand alone (i.e., shall not be a condensed version of the parent manual procedures). The checklists shall contain complete briefing, loading, and unloading procedures in checklist format, oriented for use by the load team chief, to monitor loading.

3.9.1 Checklist types. The following types of checklists may be required:

- a. Single For one type of munition/weapon.
- b. Integrated For two or more different types of munitions/weapons carried concurrently on the same aircraft without regard to whether such munitions/weapons are nuclear or nonnuclear.
- c. Family group For a group of nonnuclear munitions which have similar safety, functional, and loading characteristics.

3.9.2 Arrangement. The general requirements of MIL-PRF-5096 apply, with the exception that arrangement shall be head to foot. The contractor shall use the DTD in Appendix G, if electronic delivery of the checklist(s) is required (see 6.2). Each checklist shall contain the following:

- a. Front matter
- b. Load crew briefing
- c. Emergency procedures (except nuclear weapons loading procedures checklists for bomber aircraft)
- d. Loading procedures

MIL-PRF-9977K(USAF)

e. Unloading procedures

3.9.2.1 Front matter. The front matter shall be in accordance with the requirements of MIL-PRF-5096.

3.9.2.1.1 Foreword. The foreword shall be prepared in accordance with the requirements of MIL-PRF-5096, and shall provide a brief explanation for the purpose of the checklist. Submittal and routing instructions for technical manual improvement reports shall be included, and shall reference TO 00-5-1 as the authority for recommending changes. Additional information shall be included as required by the acquiring activity and, for nuclear weapons loading checklists, OL-NS/EN (see 6.2). The foreword to nonnuclear loading checklists (-33 series only) shall contain a statement that the checklist provides for the check-off of procedural steps one time (when first completed). This relaxation of check-off requirements does not apply to nuclear loads appearing in -16 (nuclear loading) checklists since it could compromise nuclear safety. A list of abbreviations/acronyms shall not be included in checklists.

3.9.2.2 Load crew briefings. This information shall state that an emergency procedures briefing shall be required prior to loading.

3.9.2.2.1 Specific briefing requirements. These briefings shall contain information on which the load crew will be briefed prior to loading. The briefing requirements shall contain all specific safety requirements from the loading procedures manual for the applicable munition(s)/weapon(s) being loaded.

3.9.2.3 Emergency procedures. The emergency procedure page(s) shall be marked in accordance with the requirements of MIL-STD-38784, and be prepared generally in accordance with this document. When more than one type of munition/weapon is included and withdrawal distances differ, evacuation distances shall be requested from the acquiring activity (see 6.18). Each page shall include the words "Emergency Procedures" immediately above the page number (see Figure 10). Nuclear weapons loading procedures checklists for bomber aircraft shall not contain emergency procedures.

3.9.2.4 Loading/unloading procedures. Paragraph headings used in the checklist shall be upper case. The "General" paragraph and its contents shall not be placed in the checklist.

3.9.2.4.1 Detailed requirements. All required steps shall be included for aircraft preparation and stray voltage checks.

3.9.2.4.1.1 Headings. Each heading (primary sidehead) shall begin on a new page. Paragraph headings shall be worded the same as corresponding headings in the loading procedures manual.

3.9.2.4.1.2 Procedural steps. Steps which are considered routine action on all aircraft during loading procedures, and well within the capabilities of a trained technician, shall be omitted. Redundant actions/checks shall be omitted; however, to assure maximum safety, separate procedures for each fuze combination shall be included under appropriate subordinate headings. The number of steps shall be kept to a minimum.

3.9.2.4.1.3 Text. (See Figure 11). Steps shall be shortened by the elimination of excess words, and by use of abbreviations, so that one-line entries can be utilized to the greatest extent possible;

MIL-PRF-9977K(USAF)

TO 1F-16A-16CL-3

EMERGENCY PROCEDURES**FOR FIRE**

1. Fight fire; remove munitions.
2. Call _____ and give location _____.
3. Evacuate nonessential personnel to _____ feet.
4. Record time flames envelop munitions _____; give to firefighting supervisor.
5. Withdraw to _____ feet within _____ minutes after fire envelops munitions, or after arrival of firefighters, whichever occurs first.

NOTE

Step 6 entry is required only if a loading crew-member is present when fire is extinguished.

6. Record time fire is extinguished _____; give to EOD personnel. Waiting period is 15 minutes (B57) or 30 minutes (B61).

FOR DROP/COLLISION/INCIDENT

1. Call _____.
2. Record time of accident/incident or when SMS power is removed _____; give to EOD personnel. Waiting period is 15 minutes (B57) or 30 minutes (B61).

Emergency Procedures
E-1

FIGURE 10. Typical checklist emergency procedures.

MIL-PRF-9977K(USAF)

TO 1F-16A-16CL-3

EMERGENCY PROCEDURES - CONTINUED**WITHDRAWAL TIME AND DISTANCE****NOTE**

Prior to commencing loading procedures, enter the applicable "WITHDRAWAL TIME AND DISTANCE" in "FOR FIRE" steps 3 and 5. Entries should be the item with the shortest withdrawal time/time group and the maximum withdrawal distance for any munition involved.

1. (USAF) Refer to AFMAN 91-201 and TO 11N-20-11 for firefighting guidance.
2. (BAF/RNLAF) Refer to ELO-1 for firefighting guidance.
3. If H70 hydrazine fuel should occur:
 - a. Remove electrical power from aircraft.
 - b. Evacuate the area and notify appropriate personnel.
 - c. After H70 cleanup is completed, download the bomb as directed.

**Emergency Procedures
E-2**FIGURE 10. Typical checklist emergency procedures - Continued.

MIL-PRF-9977K(USAF)

TO 1F-16A-16CL-3			
<u>EMERGENCY PROCEDURES - CONTINUED</u>			
Firefighting Guidance			
Nomenclature	Withdrawal Time	Withdrawal Distance (ft) Non-essential Personnel	Fire Symbol
B57	NA	2000	NA
B61	NA	2000	NA
Crtg, 20 mm HEI/HEIT/INC	*	1800	2
Crtg, 20 mm TP/API/ API-T/APT	*	300	4
Crtg, Impulse	*	300	4
Crtg, Chaff	*	300	4
Flares	*	600	3
AIM-9 HE Warhd	45 sec to 2 min	1800	2
* No specific withdrawal time assigned.			
Emergency Procedures E-3/(E-4 blank)			

FIGURE 10. Typical checklist emergency procedures - Continued.

MIL-PRF-9977K(USAF)

TO XX-XX-16-2CL-1

AIRCRAFT PREPARATION

1. Aircraft - POSITIONED, CHOCKED & GROUNDED _____
2. Landing gear safety pins - INSTALLED _____
3. Firefighting & support equipment - POSITIONED _____
4. Rack safety pins - INSTALLED _____
5. Guns - SAFE _____
6. Seat & canopy pins - INSTALLED _____
7. Form 781 - CHECKED _____
8. Cockpit arm switches - OFF/SAFE/NORMAL _____
9. Pylons & racks - SERVICEABLE _____
10. Pylon electrical connectors - STOWED _____
11. CONSENT sw - SAFE _____
12. GEN sw - OFF _____
13. ENGINE MASTER sw - OFF _____
14. (C/D/E) NORMAL SW FLAPS - UP _____
15. (E) 556 SLATS/FLAPS - NORM _____

Acft Prep/61/CL/WS

1

FIGURE 11. Typical checklist procedures.

MIL-PRF-9977K(USAF)

TO XX-XX-16-CL-1

AIRCRAFT PREPARATION (Continued)

16. (C/D/E) sel msl jett sw - OFF _____

17 (C) Position cockpit sw:

- a. Msl PWR - OFF
- b. RADAR - HEAT - HEAT REJECT - RADAR
- c.. ARM/SAFE - SAFE
- d. INTLK - IN
- e. BDN SEL - ALL
- f. BOMB CONT - OFF
- g. NUCL STORES - NORMAL
- h. WPL SEL - BOMBS PAIRS
- i. GAM - AUX - NORM
- j. MA - SAFE
- k. STEP - NORMAL _____

Acft Prep/61/CL/WS

2

FIGURE 11. Typical checklist procedures - Continued.

MIL-PRF-9977K(USAF)

however, steps shall be written to ensure ease of reading and interpretation. Steps shall follow the same sequence as they appear in the manual, but need not be numbered the same. "WARNINGS" in the loading procedures chapters shall be included in the checklists. When specified by the acquiring activity, "CAUTIONS" and "NOTES" shall be included (see 6.2). "WARNINGS," "CAUTIONS," and "NOTES" shall immediately precede the step to which they apply.

3.9.2.4.1.4 Illustrations. Unless otherwise specified by the acquiring activity, illustrations shall not be included (see 6.2).

3.9.2.4.1.5 Numbering. Steps shall be numbered in numerical sequence under each heading; substeps shall be assigned lower case letters.

3.9.2.4.1.6 Step completion line or parentheses. Step completion parentheses shall be used in lieu of lines. Parentheses shall be placed in accordance with blank line (check space) requirements of MIL-PRF-5096. Nuclear weapons loading procedures checklists for bomber aircraft shall include multiple step completion parentheses as specified by the acquiring activity (see 6.2).

3.9.2.4.1.7 Column format. Column format shall be in accordance with the requirements of MIL-PRF-5096.

3.9.2.4.1.8 Type size. Text shall be 12-point type size.

3.9.2.4.1.9 Multicarriage numbering. When aircraft have more than single carriage capability, page content headings shall consist of applicable title and primary sidehead, munition/weapon identification, and aircraft station. These headings shall also be included at the bottom of each applicable checklist procedural page, above the page number. Nuclear weapons loading procedures checklists for bomber aircraft shall not have multicarriage numbering.

3.10 Integrated combat turnaround procedures checklist. This checklist shall meet the general requirements of MIL-PRF-5096, with the exception that arrangement shall be head to foot, and paragraphs 3.9 through 3.9.2.4.1.9 above. Additionally, the following exceptions to MIL-PRF-5096 shall also be included:

3.10.1 Arrangement. Arrangement of the checklist shall follow the arrangement of the ICT procedures manual (see 3.7). The contractor shall use the DTD in Appendix H, if electronic delivery of this manual is required (see 6.2).

3.10.1.1 Front matter. The front matter shall be in accordance with the requirements of MIL-PRF-5096.

3.10.1.1.1 Foreword. The foreword shall be prepared in accordance with the requirements of MIL-PRF-5096, and shall provide a brief explanation of the purpose of the checklist. Submittal and routing instructions for technical manual improvement reports shall be included, and shall reference TO 00-5-1 as the authority for recommending changes. A paragraph shall be included identifying the Air Force activity having technical responsibility for the manual. Additional information shall be included as required by the acquiring activity (see 6.2).

3.10.1.2 Turnaround crew briefing. This information shall state that an emergency procedure briefing shall be required prior to the first ICT performed by a turnaround crew. A briefing shall not

MIL-PRF-9977K(USAF)

be required prior to subsequent ICTs provided there are no changes in the basic configuration of aircraft to be turned, or in the composition of the turnaround crew.

3.10.1.2.1 Specific briefing requirements. Briefing requirements shall be in accordance with 3.9.2.2.1.

3.10.1.3 Emergency procedures. Emergency procedures shall be in accordance with 3.9.2.3.

3.10.1.4 Procedures. Paragraph headings used in the checklist shall be presented the same as in the Integrated Combat Turnaround Procedures technical manual.

3.10.1.5 Step completion line or parentheses. Step completion lines or parentheses shall not be used in Integrated Combat Turnaround Checklists.

3.11 NATO Stage B cross-servicing checklist. The contractor shall use the DTDs in Appendixes I and J, if electronic delivery of these checklists is required (see 6.2).

3.11.1 Loading procedures checklists. Checklists shall contain emergency procedures, loading procedures, and unloading procedures. All information shall be unclassified. When specified by the acquiring activity, these checklists shall be translated from English to the specified languages (see 6.2). Illustrated checklists shall be prepared, to ensure clarity during translation, so that aircraft are safely cross-serviced without doubt or confusion (see 6.12).

3.11.1.1 Text. The checklists shall be written using clear, concise English. Short complete sentences that can be understood by allied personnel, and easily translated, shall be used. Every effort shall be made to avoid use of words with multiple meanings. Each primary paragraph shall begin on a new page.

3.11.1.2 Steps. Steps shall be in numerical order under each heading; substeps shall be assigned lower case letters.

3.11.1.3 Column format. Column format shall be in accordance with the requirements of MIL-PRF-5096.

3.11.1.4 Presentation of detailed procedures.

3.11.1.4.1 Method of presenting procedures. The presentation of the detailed procedures shall be standardized as much as possible. The following method of presentation shall be used.

3.11.1.4.2 Illustrations. Illustrations shall convey location, if applicable, and dimensional data with tolerance information. The illustration shall be limited to the equipment upon which the tasks are to be performed, plus sufficient surroundings to allow a technician to easily locate the equipment item. Callouts, and identifier numbers, on the illustration, shall have a leader line connecting the number to the correct point on the illustration. The callout and identifier numbers shall be limited to those used on the accompanying task step. The callouts, or identifiers, shall be keyed to the task step(s). When an equipment item is first illustrated in a task, and its location has not yet been specified, a general locator illustration shall be used to identify the location of the equipment item within the system. Leader lines shall be used to help readers orient themselves with respect to the illustration, and to provide directional movement in tasks. In addition to the normal situations described above,

MIL-PRF-9977K(USAF)

the following requirements apply to special situations. (See Figure 6).

- a. Two or more tasks using the same illustration shall be included on the same page, if both can be completed without crowding the page. Alpha suffixes shall be used on callout identifiers to identify callouts applicable to the second task.
- b. If the associated illustration occupies less than a full page, instructional text shall be arranged on the top or bottom of the page to the extent possible without crowding.
- c. If the text occupies less than a full page, but requires more than a full page to illustrate, a portion of the associated illustration shall be placed on the page containing the text.
- d. Single page illustrations shall be repeated as necessary to support multipage tasks.

3.11.1.4.3 Applicability notations. Applicability notations shall be in accordance with 3.1.5.

3.11.2 Checklist (CL-1) arrangement. The general requirements of MIL-PRF-5096 apply, with the exception that arrangement shall be head to foot. The contractor shall use the DTD in Appendix I, if electronic delivery of this checklist is required (see 6.2). The checklist shall contain the following:

- a. Front matter.
- b. General procedures.
- c. Aircraft preparation.

3.11.2.1 Front matter. Front matter shall be in accordance with the requirements of MIL-PRF-5096.

3.11.2.1.1 Foreword. The foreword shall be prepared in accordance with the requirements of MIL-PRF-5096, and shall provide a brief explanation of the purpose of the checklist. Submittal and routing instructions for the technical manual improvement reports shall be included, and shall reference TO 00-5-1 as the authority for recommending changes. A paragraph shall be included identifying the Air Force activity having technical responsibility for the manual (see 6.2). Standard definitions of "WARNING," "CAUTION," and "NOTE" shall be provided. The definition of abbreviations shall be the final entry of the foreword. (See Figures 1 and 8).

3.11.2.2 General procedures.

3.11.2.2.1 Support equipment (SE). This paragraph shall list only the SE required to accomplish munitions loading. The nomenclature, and any other information required to specifically identify this equipment, shall be included.

3.11.2.2.2 General safety requirements. This paragraph(s) shall contain all general safety requirements necessary for preparation, handling, loading, and unloading of munitions (see 6.8).

3.11.2.2.3 Emergency procedures. This paragraph(s) shall contain emergency procedures related to munitions-loaded aircraft (see 6.7). (See Figure 10).

MIL-PRF-9977K(USAF)

3.11.2.2.4 Aircraft general arrangement. This paragraph(s) shall contain the aircraft general arrangement in an illustrated form, showing the location of panels and switches used by the load crew. (See Figure 3).

3.11.2.3 Aircraft preparation. This paragraph shall include steps which must be accomplished for munitions loading. The steps shall contain procedures for preparation of the aircraft and installed accessories for loading, and a stray voltage check for those munitions/accessories as required. As a minimum, power shall be applied to the aircraft during stray voltage checks, unless otherwise specified by the acquiring activity, in coordination with the responsible engineering organization (see 6.2). A configuration chart, depicting authorized loading configuration(s) for the specific munition, shall be shown. The steps shall include procedures to safe any munitions items which might be on the aircraft prior to stray voltage checks (i.e., safe missile motors, disconnect AGM-65 igniter cable, etc.).

3.11.3 Checklist (CL-2 and subsequent) arrangement. The general requirements of MIL-PRF-5096 apply, with the exception that arrangement shall be head to foot. The contractor shall use the DTD in Appendix J, if electronic delivery of this checklist is required (see 6.2). The checklist shall contain the following:

- a. Front matter.
- b. General procedures.
- c. Loading procedures.
- d. Unloading procedures.

3.11.3.1 Front matter. The front matter shall be in accordance with the requirements of MIL-PRF-5096.

3.11.3.2 General procedures.

3.11.3.2.1 Support equipment (SE). SE shall be in accordance with 3.11.2.2.1.

3.11.3.2.2 Specific safety requirements. This paragraph shall contain all specific safety requirements pertaining to the munitions loading procedures of the specific munition.

3.11.3.3 Loading procedures. Under this chapter, the following paragraphs/tasks shall be covered.

3.11.3.3.1 Munitions preparation. This paragraph is applicable to a single munition and preloaded accessories; it shall include steps required to inspect and prepare each munition (including components). This procedure shall include steps required to assemble and install authorized fuzes prior to munitions loading. Procedures shall be included to verify the safety of each fuzed munition. All steps shall be singular.

3.11.3.3.2 Cartridge installation. All accessories that require preinstalled cartridges shall be included. This paragraph shall include steps required to check impulse cartridges for serviceability, and to properly install cartridges in those accessories that must have cartridges installed prior to loading munitions. All steps shall be plural.

MIL-PRF-9977K(USAF)

3.11.3.3.3 Loading. This procedure shall include steps required to load stores. All steps shall be singular. This procedure shall include steps to remove fuzed safety devices after store is loaded.

3.11.3.3.4 Cartridge installation. This paragraph shall include steps required to check impulse cartridges for serviceability, and properly install cartridges in all accessories, as required. All steps shall be plural.

3.11.3.3.5 Postloading inspection. This paragraph shall include steps required to ensure that accessory safety devices are installed, bombs and fuzes are installed properly, and fuze safety devices have been removed or installed, as required. All steps shall be plural.

3.11.3.3.6 Immediately prior to launch. This paragraph shall include steps required to place the aircraft in a launch configuration. Steps shall be included to arm munition items safed during preparation (e.g., arm missile motors, connect AGM-65 igniter cable, etc.). All steps shall be plural.

3.11.3.4 Unloading procedures. Under this chapter, the following paragraphs/tasks shall be covered.

3.11.3.4.1 Safing. This paragraph shall include essential steps required to safe the aircraft/munitions, and install associated safety devices. All steps shall be plural.

3.11.3.4.2 Preunloading. This paragraph shall include steps and checks required to prepare the aircraft/munitions for unloading. All steps required to safe the aircraft/munitions shall be repeated in the paragraph. All steps shall be plural.

3.11.3.4.3 Unloading. This paragraph shall include steps required to unload the munition from the aircraft. All steps shall be singular.

3.11.3.4.4 Fuze removal. This paragraph shall include steps required to safe, and to remove, the fuze from the munition. All steps shall be plural.

4. VERIFICATION.

4.1 Verification. Unless otherwise specified in the contract or purchase order:

- a. Validity of the accuracy and scope of the manuals and checklists technical content, and user interface functionality shall be the responsibility of the contractor (see 6.4).
- b. The contractor shall provide suitable facilities to perform the validation functions specified herein.
- c. The contractor's existing quality assurance (QA) procedures shall be used.
- d. The government reserves the right to review any of the verifications when such reviews are deemed necessary to ensure supplies and services conform to the prescribed contractual requirements.

MIL-PRF-9977K(USAF)

4.1.1 Minimum verification requirements. As a minimum, verification shall ensure the following:

- a. Suitability of the manuals and checklists for the intended environment.
- b. Usability by the intended users.
- c. Compatibility with other government systems.

4.1.2 Compliance. All manuals shall meet all requirements of sections 3 and 5 of this specification and the appropriate DTD appendix, as required by the acquiring activity (see 6.2). The requirements set forth in this specification shall become a part of the contractor's overall inspection system or quality program. The absence of any requirements in this specification shall not relieve the contractor of the responsibility of ensuring that all products or supplies, submitted to the government for acceptance, comply with all requirements of the contract. Use of sampling inspections shall be at the discretion of the contractor, and in accordance with commercially acceptable quality assurance procedures. However, use of sampling in QA procedures does not authorize submission of known defective material, either indicated or actual, nor does it commit the government to accept defective material.

5. PACKAGING.

5.1 Packaging. For acquisition purposes, the packaging requirements shall be as specified in the contract or order (see 6.2). When actual packaging of material is to be performed by DoD personnel, these personnel need to contact the responsible packaging activity to ascertain requisite packaging requirements. Packaging requirements are maintained by the Inventory Control Point's packaging activity within the Military Department or Defense Agency, or within the Military Department's System Command. Packaging data retrieval is available from the managing Military Department's or Defense Agency's automated packaging files, CD-ROM products, or by contacting the responsible packaging activity.

6. NOTES.

(This section contains information of a general or explanatory nature that may be helpful, but is not mandatory).

6.1 Intended use. Manuals and checklists prepared in accordance with this document are for use in loading/unloading munitions/weapons on or in aircraft.

6.1.1 Integrated combat turnaround procedures. These manuals and checklists are to be used to service, maintain, and load/unload munitions on aircraft under combat or combat training turnaround conditions.

6.1.2 NATO Stage B. These checklists will also be used by NATO allies to load/unload munitions on aircraft. Therefore, the checklists should be written in a simple, direct, and illustrated manner.

6.2 Acquisition requirements. Acquisition documents must specify the following:

- a. Title, number, and date of this document.

MIL-PRF-9977K(USAF)

- b. If electronic delivery of manuals is required (see 1.1, 3.3, 3.4, 3.5, 3.6, 3.7, 3.8.2, 3.9.2, 3.10.1, 3.11, 3.11.2, 3.11.3).
- c. Issue of the DODISS to be cited in the solicitation, and if required, the specific issue of individual documents referenced (see 2.1.1, 2.1.2).
- d. Munition/weapon nomenclature(s) (see 3.1.3).
- e. Grammatical phrases to be used (OL-NS/EN will supply grammatical phrases for nuclear weapons loading manuals) (see 3.1.6.2).
- f. If other than standard data packages are to be prepared (see 3.1.6.5).
- g. If use of the term "if applicable" is to be other than as specified in this document (see 3.1.6.3).
- h. If cockpit switch safing procedures are to read other than as specified in this document (see 3.1.6.4).
- i. Types of manuals to be prepared (see 3.2).
- j. Precedence paragraph or statement, nuclear safety certification statement, and additional information provided by OL-NS/EN to be included in manual foreword (see 3.3.1.1, 3.4.1.1).
- k. The Air Force activity having technical responsibility for the manuals and checklists (see 3.2.3, 3.3.1.1, 3.5.1.1, 3.6.1.1, 3.10.1.1.1, 3.11.2.1.1).
- l. If all sections in chapter 1 are required (see 3.3.2).
- m. If additional sections, specified by OL-NS/EN, are to be included in chapter 1, and, if so, type to be included (see 3.3.2).
- n. If procedures are to be subdivided when required to meet weapon system requirements, if additional primary paragraphs, provided by OL-NS/EN, are to be included, and, if so, type to be included (see 3.3.2.8.1).
- o. If power is to be applied to the aircraft during stray voltage checks (see 3.3.2.9, 3.11.2.3).
- p. If chapter 2 is to be divided into sections, and, if so, arrangement of those sections (provided by OL-NS/EN (see 3.3.3).
- q. If text is to be other than single column unjustified, and if illustrations are to be other than integrated with text (see 3.4.3).
- r. Precedence paragraph or statement, and additional information to be included in manual foreword (see 3.6.1.1, 3.7.1.1).
- s. If all sections in chapter 1 are required (see 3.6.2).

MIL-PRF-9977K(USAF)

- t. If additional sections are to be included in chapter 1, and if so, type to be included (see 3.6.2).
- u. Manual release and jettison mode to be functionally checked (see 3.6.2.6).
- v. If additional primary paragraphs are to be included (see 3.6.2.6.1).
- w. If chapters 2, 3, 4, etc., are to be divided into sections, and, if so, arrangement of those sections (see 3.6.3).
- x. If steps to remove fuze safety device(s) are to be other than as specified in this document (see 3.6.3.3.4, 3.8.2.3.6).
- y. Aircraft procedures to be identified by NOTE (see 3.8.2.3.1, 3.8.2.3.3, 3.8.2.3.7, 3.8.2.3.8, 3.8.2.3.10, 3.8.2.4.2, 3.8.2.4.3).
- z. Types of checklists to be prepared (see 3.9).
- aa. Additional information to be included in checklist foreword (see 3.9.2.1.1, 3.10.1.1.1).
- ab. If cautions and/or notes are to be included in checklists (see 3.9.2.4.1.3).
- ac. If inclusion of illustrations is to be other than as specified in this document (see 3.9.2.4.1.4).
- ad. Number of step completion parentheses required (see 3.9.2.4.1.6).
- ae. If NATO Stage B loading procedures checklists are to be translated from English, and, if so, the language(s) required (see 3.11.1).
- af. If performance of inspections is to be other than as specified in this document (see 4.1).
- ag. Packaging requirements (see 5.1).

6.3 Acronyms. The acronyms used in this document are defined as follows:

AFMC	- Air Force Materiel Command
AFR	- Air Force Regulation
AGM	- Air to Ground Missile
AIM	- Airlaunch Interceptor Missile
BRU	- Bomb Release Unit
CBU	- Cluster Bomb Unit
CDRL	- Contract Data Requirements List
CSAF	- Chief of Staff Air Force
DODISS	- Department of Defense Index of Specifications and Standards
EOD	- Explosive Ordnance Disposal
FCT	- Flight Circuit Test
GFAE	- Government Furnished Aeronautical Equipment
GFE	- Government Furnished Equipment

MIL-PRF-9977K(USAF)

HQ	- Headquarters
ICT	- Integrated Combat Turnaround
LAU	- Launcher Auxiliary Unit
MAU	- Miscellaneous Armament Unit
MER	- Multiple Ejector Rack
NATO	- North Atlantic Treaty Organization
OL-NS/EN	- Directorate of Nuclear Systems Engineering
OO-ALC	- Ogden Air Logistics Center
SA-ALC	- San Antonio Air Logistics Center
SDP	- Standard Data Package, Source Data Package
SE	- Support Equipment
SPM	- System Program Manager
SPO	- System Program Office
SSEA	- System Safety Engineering Analysis
SUU	- Suspended Utility Unit
TER	- Triple Ejector Rack

6.4 Definitions. For the purposes of this document, the following definitions apply.

6.4.1 Accessory. An item which is required to mate the munition/weapon to the aircraft and which remains as an integral part of the system (e.g. pylon, missile launcher and adapter, Multiple Ejector Rack (MER), Triple Ejector Rack (TER), and other bomb racks).

6.4.2 Checklists. Checklists are condensed versions of the loading procedures in the manuals.

6.4.3 Integrated Checklist. A technical order pertaining to the loading of two or more different types of munitions/weapons. For example: AIM-120 (nonnuclear) and AIM-9 (nonnuclear), or AIM-9 B61 (nuclear).

6.4.4 Loading/unloading. Terms applied when a munition/weapon or an accessory loaded with a munition/weapon is placed on, or removed from, an aircraft (e.g. single bombs, preloaded accessories, preloaded rocket launchers, preloaded dispensers).

6.4.5 Munitions. A general term covering nonnuclear munitions.

6.4.6 Nonnuclear munitions. Nonnuclear bombs, fuzes, warheads, missiles, rockets, mines, destructors, pyrotechnics, LAU-Series Rocket Launchers, SUU-42/A and SUU-65 series dispensers, chemical materials, and items; such as, impulse cartridge jettison charges, training items, ammunition, and other non-aircraft inventory items considered similar or relative to nonnuclear munitions, including accessories which have been preloaded.

6.4.7 Technical orders. The term "technical order" as used herein applies to both manuals and checklists.

6.4.8 Verification. Verification (section 4), in the context of this specification equates to the contractor's quality assurance program for validating the content of the manuals and checklists. Suggested validation methods include:

- a. Actual performance. Using production configured equipment, hands-on performance of

MIL-PRF-9977K(USAF)

the procedure using the technical instructions as written.

- b. **Simulation.** Using production configured equipment and the manual procedures and checklists, simulate the actions required by the task steps.
- c. **Table top analysis.** Primarily for nonprocedural data, compare the technical content to source data to ensure the technical accuracy and depth of coverage.

6.4.9 **Weapons.** A general term covering both nuclear bombs/missiles.

6.5 **Bombs/weapons loading procedures.** Loading procedures, for a specific weapon to be loaded on an aircraft equipped with more than one type of bomb rack, may be presented in one section, by prefixing minor procedural differences with applicability notations(see 3.1.5). However, loading procedures, for a specific weapon on an aircraft which has an internal and external carriage capability, could dictate individual sections for each station loading (e.g., weapon bay) (see 3.3.3).

6.6 **Chapter, section, and paragraph titles.** Items with “(munitions)” indicate the requirement is also applicable to the nonnuclear munitions loading procedures manual and nonnuclear munitions loading standard data packages (see 3.3, 3.6 and 3.8).

6.7 **Emergency procedures.** Emergency procedures are included in standard data package 37 (see 3.11.2.2.3).

6.8 **General safety requirements.** Standard data package 37 contains most of this information (see 3.6.2.1, 3.11.2.2.2).

6.9 **Illustrations.** References to illustrations in the text need not state specifically the purpose of the illustration, if the purpose is obvious. Illustrations may be used more than once, if necessary, for clarity (see 3.1.2).

6.10 **Integrated combat turnaround procedures.** These procedures are used by qualified personnel to service, maintain, and load/unload munitions on aircraft under combat or combat training turnaround conditions (see 1.4).

6.11 **Integrated loading procedures checklists.** These checklists may contain a combination of procedural steps from -16 (nuclear) and -33 (nonnuclear) loading manuals (see 3.2.7.1).

6.12 **Loading procedures checklists.** These checklists will be assigned the basic number of the Stage A cross-servicing guide (i.e., 1F-4C-2CL-X) (see 3.11.1)

6.13 **Nuclear weapons support equipment.** Authorized nuclear weapons support equipment should be listed in accordance with TO 00-110N-16 (see 3.3.2.4, 3.3.3.2.2).

6.14 **Source data.** Source data for GFE/GFAE for manuals and checklists will be provided by the AFMC Air Logistics Center having engineering responsibility, as follows (see 3.5.4):

- a. Description.
- b. Illustrations.

MIL-PRF-9977K(USAF)

- c. Preloading and postloading checks during loading phases.
- d. Safety precautions.
- e. Preload preparation, if applicable.
- f. Fuzing instructions.
- g. Ground handling instructions.
- h. Arming wire handling, if applicable.
- i. Criteria for emergency procedures page.
- j. Peculiar SE.
- k. Procedures for safety wiring and sealing.
- l. Aircraft load configuration.

6.15 Standard data packages. Approved standard data packages contain descriptive information, illustrations, and procedural steps required for preparation of nonnuclear munitions loading manuals (see 3.1.6.5, 3.5.4).

6.16 System safety engineering analysis. The system safety engineering analysis will be provided by HQ AFMC/SE (see 3.7.2.2).

6.17 Technical manuals. The requirement for technical manuals should be considered when this specification is applied on a contract. If technical manuals are required, specifications and standards that have been cleared and listed in DoD 5010.12-L, Acquisition Management Systems and Data Requirements Control List (AMSDL) must be listed on a separate Contract Data Requirements List (DD Form 1423), which is included as an exhibit to the contract. The technical manuals must be acquired under separate contract line item in the contract.

6.18 Withdrawal distances. If more than one type of munition/weapon is included, and withdrawal distances differ, evacuation distances will be furnished by the acquiring activity (see 3.9.2.3).

6.19 Subject term (key word) listing.

ICT
Loading procedures
Munition
NATO
Stage B
Weapon

6.20 Changes from previous issue. Marginal notations are not used in this revision to identify changes with respect to the previous issue due to the extent of the changes.

MIL-PRF-9977K(USAF)

APPENDIX A

**Nuclear Weapons Basic Information and Loading Procedures Manual
DOCUMENT TYPE DEFINITION (DTD) SUBSET**

A.1 SCOPE.

A.1.1 Scope. The markup tags described herein are based on rules outlined in MIL-PRF-28001 and the Information Processing - Text and Office Systems - Standard Generalized Markup Language (SGML) document, International Organization for Standardization (ISO) 8879, as incorporated in Federal Information Processing Standards (FIPS) PUB 152. The Document Type Definition (DTD) subset within this appendix provides the structure and content of documents prepared in accordance with this specification. Digital copies of the DTD (see A.4.1), Tag Description Table (see A.4.2), and Attribute Description Table (see A.4.3) are available (see A.5). This appendix is a mandatory part of this specification. The information contained herein is intended for compliance.

A.2 APPLICABLE DOCUMENTS.A.2.1 Government documents.

A.2.1.1 Specifications, standards, and handbooks. The following specifications, standards, and handbooks form a part of this document to the extent specified herein. Unless otherwise specified, the issues of these documents are those listed in the issue of the Department of Defense Index of Specifications and Standards (DODISS) and supplement thereto, cited in the solicitation (see 6.2).

SPECIFICATIONS

Military

- | | | |
|---------------|---|--|
| MIL-PRF-28001 | - | Markup Requirements and Generic Style Specification for Electronic Printed Output and Exchange of Text |
|---------------|---|--|

STANDARDS

Federal Information Processing Standards

- | | | |
|--------------|---|---|
| FIPS PUB 152 | - | Standard Generalized Markup Language (SGML) |
|--------------|---|---|

(Unless otherwise indicated, copies of federal and military specifications, standards, and handbooks are available from the Standardization Document Order Desk, 700 Robbins Avenue, Building 4D, Philadelphia, PA 19111-5094.)

(Copies of Federal Information Processing Standards (FIPS) are available to Department of Defense activities from the Standardization Document Order Desk, 700 Robbins Avenue, Building 4D, Philadelphia, PA 19111-5094. Others must request copies from the National Technical Information Service, 5285 Port Royal Road, Springfield, VA 22161-2171.)

MIL-PRF-9977K(USAF)

APPENDIX A

A.3 DOCUMENT TYPE DEFINITION SUBSET.

A.3.1 SGML document type definition subset. Data to be delivered digitally in accordance with this specification shall be SGML tagged using the DTD found in MIL-STD-38784 as modified by the DTD subset in this section. The procedure for accomplishing this is found in MIL-PRF-28001 and FIPS PUB 152 (ISO 8879)..

A.3.2 Template document type for Nuclear Weapons Basic Information and Loading Procedures Manual. The DTD subset for the Nuclear Weapons Basic Information and Loading Procedures Manual DTD is as follows:

```
<!-- ***** START OF FILE ***** -->

<!-- SUPPLEMENT NOTICE: This file is made available to provide the user
with a digital representation of the DTD found in Appendix A of MIL-PRF-
9977K. This file is incomplete without MIL-PRF-9977K. -->

<!-- NOTE: The start and end of this file are marked with a row of
asterisks. If these rows are not present the file may not be complete! -->

<!-- MIL-PRF-9977K Nuclear Weapons Basic Information and Loading Procedures
DTD -->

<!-- The following set of declarations may be referred to by
using a public entity as follows:

<!ENTITY % mnucbasld PUBLIC "-//USA-DOD//DTD MIL-PRF-9977K NBL//EN" >
%mnucbasld; -->

<!-- NOTE: In order to parse the following DTD subset alone,
append the following statement to the beginning of the file:

    <!DOCTYPE docnucbasld [

and the associated ">" to the end of the file. -->

<!-- ENTITY DECLARATIONS -->

<!ENTITY % bodyele "(basinfo, bomweapld, practbl)" >

<!ENTITY % clno "INCLUDE" >

<!ENTITY % titles "title" >

<!ENTITY % unll "(%titles;, warning*, caution?, note?, (para,
note?)?, safing, preunload, unload)" >

<!ENTITY % genl "(%titles;, gensafreq, emergproc, airdesc, suppeqdesc,
bomweapdesc, genproc, airprep, fctfuncchk, strayvoltchk, section*)" >

<!ENTITY % rackl "(airprepld, loadprep, (cartins & load),
postldinsp, dlayflt, priorlnch)" >

<!ENTITY % lp1 "(%titles;, general, rackload)" >
```

MIL-PRF-9977K(USAF)

APPENDIX A

```

<!ENTITY % sect "(%titles;, para0+)" >
<!ENTITY % ep "(%sect;)" >

<!ENTITY % frnt "(idinfo, lep, verstat?, contents, foreword, safesum?)" >

<!ENTITY % nparcon "(warning*, caution?, note?, %titles;, para,
note?, (step1, step1+)?)" >

<!ENTITY % ldprep "(%nparcon;, subpara2*)" >

<!ENTITY % sedesc "(%sect;)" >

<!ENTITY % gsr "(%sect;)" >

<!ENTITY % scop "(%nparcon;, subpara2*)" >

<!ENTITY % aprepare "(%titles;, acftprep, accprep)" >

<!ENTITY % plaunch "(%nparcon;, subpara2*)" >

<!ENTITY % gproc "(%sect;)" >

<!ENTITY % tk1 "(%nparcon;, subpara2*)" >

<!ENTITY % adesc "(%sect;)" >

<!ENTITY % ssr "(%nparcon;, subpara2*)" >

<!ENTITY % unl2 "(%nparcon;, subpara2*)" >

<![ %clno; [

<!ENTITY % m38784STD PUBLIC "-//USA-DOD//DTD MIL-STD-38784//EN" >

%m38784STD;

]]>

<!ENTITY ferry "Ferry checklist procedures are provided in the
TO &to;. For amplification of the checklist steps, refer to
comparable steps presented in this technical order." >

<!ENTITY notel "<note> <para> Refer to Chapter 1, Section &secl;, for
applicable aircraft. Refer to Chapter 1, Section &sec2;, for
FCT/functional checks. Refer to Chapter 1, Section &sec3;, for
stray voltage procedures.</para> </note> <step1> <para> Perform aircraft
preparation.</para> <step1> <para> Perform required FCT/functional
checks.</para> <step1> <para> Perform required stray voltage
checks.</para>" >

<!ENTITY note2 "Omit step 1 if a stray voltage check was
performed during aircraft preparation or FCT/functional check,
provided no additional power has been applied to the aircraft.
&step;." >

<!ENTITY note3 "Omit steps 1 through 3 if impulse cartridges were

```

MIL-PRF-9977K(USAF)

APPENDIX A

installed as part of the loading, and a stray voltage check was performed during aircraft preparation or FCT/functional check, provided no additional power has been applied to the aircraft.
&step;." >

<!ENTITY note4 "Omission of, or options relating to the following step(s) may be dictated by the local commander." >

<!ENTITY note5 "Omission of the following step(s), may be authorized by the local commander." >

<!ENTITY sec1 "User supplies information here." >

<!ENTITY sec2 "User supplies information here." >

<!ENTITY sec3 "User supplied information here." >

<!ENTITY step "<step1> <para> Perform required stray voltage checks.
</para> <step1> <para> Check impulse cartridges for serviceability.
</para> <step1> <para> Install impulse cartridges.</para>" >

<!ENTITY to "User supplies information here." >

<!-- ELEMENT and ATTRIBUTE LIST DECLARATIONS -->

<!ELEMENT accprep - o (%parazero;, subpara1*) >
<!ATTLIST accprep %para0att; >

<!ELEMENT acftprep - o (%parazero;, subpara1*) >
<!ATTLIST acftprep %para0att; >

<!ELEMENT airdesc - o (%adesc;) >
<!ATTLIST airdesc %sectatt; >

<!ELEMENT airprep - o (%aprep;) >
<!ATTLIST airprep %sectatt; >

<!ELEMENT airprepld - o (%nparcon;, subpara2*) >
<!ATTLIST airprepld %sublatt; >

<!ELEMENT basinfo - - (%gen1;) +(figure | table | foldout) >
<!ATTLIST basinfo %chapatt; >

<!ELEMENT bombweapsect - o (%lpl;, unloadproc, ferryproc) >
<!ATTLIST bombweapsect %sectatt; >

<!ELEMENT bomweapdesc - o (%sect;) >
<!ATTLIST bomweapdesc %sectatt; >

<!ELEMENT bomweapld - - ((%lpl;, unloadproc, ferryproc) |
(bombweapsect, bombweapsect+))
+(figure | table | foldout) >
<!ATTLIST bomweapld %chapatt; >

<!ELEMENT cartins - o (%tk1;) >
<!ATTLIST cartins %sublatt; >

MIL-PRF-9977K(USAF)

APPENDIX A

<!ELEMENT	deploy	- o (%nparcon;, subpara2*) >
<!ATTLIST	deploy	%sublatt; >
<!ELEMENT	dlayflt	- o (%nparcon;, subpara2*) >
<!ATTLIST	dlayflt	%sublatt; >
<!ELEMENT	docnucbasld	- - (front, body, rear?) +(pgbrk
<!ATTLIST	docnucbasld	brk subjinfo line modreq location) >
		service %service; 'AF'
		%docatt; >
<!ELEMENT	emergproc	- o (%ep;) +(figure table foldout) >
<!ATTLIST	emergproc	%sectatt; >
<!ELEMENT	fctfuncchk	- o (%sect;) >
<!ATTLIST	fctfuncchk	%sectatt; >
<!ELEMENT	ferryproc	- o (%titles;, warning*, caution?,
		note?, (para, note?)?, deploy, strnonstr,
<!ATTLIST	ferryproc	nonstrtostr) >
		%para0att; >
<!ELEMENT	general	- o (%titles;, warning*, caution?, note?,
		(para, note?)?, scope, suppequipdesc,
<!ATTLIST	general	specsafreq) >
		%para0att; >
<!ELEMENT	genproc	- o (%gproc;) >
<!ATTLIST	genproc	%sectatt; >
<!ELEMENT	gensafreq	- o (%gsr;) >
<!ATTLIST	gensafreq	%sectatt; >
<!ELEMENT	load	- o (%nparcon;, subpara2*) >
<!ATTLIST	load	%sublatt; >
<!ELEMENT	loadprep	- o (%ldprep;) >
<!ATTLIST	loadprep	%sublatt; >
<!ELEMENT	nonstrtostr	- o (%nparcon;, subpara2*) >
<!ATTLIST	nonstrtostr	%sublatt; >
<!ELEMENT	postldinsp	- o (%tk1;) >
<!ATTLIST	postldinsp	%sublatt; >
<!ELEMENT	practbl	- - ((%lp1;, unloadproc) (practblsect,
		practblsect+)) +(figure table
		foldout) >
<!ATTLIST	practbl	%chapatt; >
<!ELEMENT	practblsect	- o (%lp1;, unloadproc) >
<!ATTLIST	practblsect	%sectatt; >
<!ELEMENT	preunload	- o (%tk1;) >
<!ATTLIST	preunload	%sublatt; >

MIL-PRF-9977K(USAF)

APPENDIX A

```

<!ELEMENT   priorlnch      - o (%plaunch;) >
<!ATTLIST   priorlnch      %sublatt; >

<!ELEMENT   rackload       - o (%titles;, warning*, caution?, note?,
<!ATTLIST   rackload       (para, note?)?, %rack1;) >
                                %para0att; >

<!ELEMENT   safing         - o (%tk1;) >
<!ATTLIST   safing         %sublatt; >

<!ELEMENT   scope         - o (%scop;) >
<!ATTLIST   scope         %sublatt; >

<!ELEMENT   specsafreq     - o (%ssr;) >
<!ATTLIST   specsafreq     %sublatt; >

<!ELEMENT   strayvoltchk   - o (%sect;) >
<!ATTLIST   strayvoltchk   %sectatt; >

<!ELEMENT   strnonstr      - o (%nparcon;, subpara2*) >
<!ATTLIST   strnonstr      %sectatt; >

<!ELEMENT   suppeqdesc     - o (%sedesc;) >
<!ATTLIST   suppeqdesc     %sectatt; >

<!ELEMENT   suppequipdesc  - o (%nparcon;, subpara2*) >
<!ATTLIST   suppequipdesc  %sublatt; >

<!ELEMENT   unload        - o (%unl2;) >
<!ATTLIST   unload        %sublatt; >

<!ELEMENT   unloadproc     - o (%unl1;) >
<!ATTLIST   unloadproc     %para0att; >

<!-- ***** END OF FILE ***** -->

```

A.4 DETAILED DESCRIPTION.

A.4.1 Document type definition. The DTD within this appendix provides the structure and content of documents prepared in accordance with this specification. The DTD is available in a digital format. See A.5, for information on obtaining the file.

A.4.2 Tag description table. The tag description table provides detailed descriptions of the tags above. It provides the element tagging structure, full element name, tag minimization requirements, element structure, referencing elements, source paragraph, and attribute descriptions unique to the element. See A.5, for information on obtaining this table.

A.4.3 Attribute description table. The attribute description table provides detailed descriptions of the attributes above. See A.5, for information on obtaining this table.

A.5 OBTAINING FILES.

A.5.1 Obtaining files. The DTD, attribute, and tag description tables are available as ASCII files

MIL-PRF-9977K(USAF)

APPENDIX A

(see A.5.1.1 and A.5.1.2). In the event of a conflict between the text of this document and any downloaded files, the text of this document takes precedence. These files are for convenience and informational purposes only.

A.5.1.1 File Transfer Protocol (FTP). The procedures for obtaining files via FTP are as follows.

- a. Connect to "WPCDSO1.wpafb.af.mil" using the FTP software available at your site. For example, if your FTP software is invoked using the "ftp" command, type "ftp WPCDSO1.wpafb.af.mil". Do not attempt to log-in to this site using a "telnet" connection. If this connection fails, connect using "129.52.152.8".
- b. Log-in (log-in, name, remote user name, etc.) as "ftp" and press "enter".
- c. For password, type electronic mail (e-mail) name followed by "@" (at) and press "enter".
- d. Type "cd pub/tmss-web" (or the command your system requires to change to "pub/tmss-web" directory) and press "enter". At this point, a short new users message will normally appear. If the new users message does not appear, it should be downloaded and read. Download file by typing "get.message" (or the command your system requires to download a file) and press "enter".
- e. Type "get filelist.txt" (or the command your system requires to download a file) and press "enter". This file contains a list of all files available. This file is updated as new items are added, therefore it should be downloaded and read before downloading any other file.
- f. If the needed file ends with ".zip," see g. below, otherwise type "asc" (or the command your system requires for an ASCII transfer) and press "enter." Type "get XXXXXX.XXX" (where XXXXXX.XXX is the name of the file to be downloaded) and press "enter" to download needed file. Repeat for each file to be downloaded.
- g. If the needed file ends with ".zip," type "bin" (or the command your system requires for a binary transfer) and press "enter." Type "get XXXXXX.XXX" (where XXXXXX.XXX is the name of the file to be downloaded) and press "enter" to download needed file. Repeat for each file to be downloaded. Zipped files were compressed using PKZIP Version 2.04.
- h. File "nc.txt" contains information on the naming conventions used on all files in this directory. Type "get nc.txt" to download this file.

A.5.1.2 World Wide Web (WWW). Obtain files via the Air Force Product Data Systems Modernization (PDSM) Program Office (AFPPPO) home page at "<http://www.pdsm.wpafb.af.mil/>." Select TMSS from the graphical menu and follow the directions presented.

MIL-PRF-9977K(USAF)

APPENDIX B

**Nuclear Weapons Loading Procedures Manual
DOCUMENT TYPE DEFINITION (DTD) SUBSET**

B.1 SCOPE.

B.1.1 Scope. The markup tags described herein are based on rules outlined in MIL-PRF-28001 and the Information Processing - Text and Office Systems - Standard Generalized Markup Language (SGML) document, International Organization for Standardization (ISO) 8879, as incorporated in Federal Information Processing Standards (FIPS) PUB 152. The Document Type Definition (DTD) subset within this appendix provides the structure and content of documents prepared in accordance with this specification. Digital copies of the DTD (see B.4.1), Tag Description Table (see B.4.2), and Attribute Description Table (see B.4.3) are available (see A.5). This appendix is a mandatory part of this specification. The information contained herein is intended for compliance.

B.2 APPLICABLE DOCUMENTS.B.2.1 Government documents.

B.2.1.1 Specifications, standards, and handbooks. The following specifications, standards, and handbooks form a part of this document to the extent specified herein. Unless otherwise specified, the issues of these documents are those listed in the issue of the Department of Defense Index of Specifications and Standards (DODISS) and supplement thereto, cited in the solicitation (see 6.2).

SPECIFICATIONS

Military

- | | | |
|---------------|---|--|
| MIL-PRF-28001 | - | Markup Requirements and Generic Style Specification for Electronic Printed Output and Exchange of Text |
|---------------|---|--|

STANDARDS

Federal Information Processing Standards

- | | | |
|--------------|---|---|
| FIPS PUB 152 | - | Standard Generalized Markup Language (SGML) |
|--------------|---|---|

(Unless otherwise indicated, copies of federal and military specifications, standards, and handbooks are available from the Standardization Documents Order Desk, 700 Robbins Avenue, Building 4D, Philadelphia, PA 19111-5094.)

(Copies of FIPS are available to Department of Defense activities from the Standardization Documents Order Desk, 700 Robbins Avenue, Building 4D, Philadelphia, PA 19111-5094. Others must request copies of FIPS from the National Technical Information Service, 5285 Port Royal Road, Springfield, VA 22161-2171.)

MIL-PRF-9977K(USAF)

APPENDIX B

B.3 DOCUMENT TYPE DEFINITION SUBSET.

B.3.1 SGML document type definition subset. Data to be delivered digitally in accordance with this specification shall be SGML tagged using the DTD found in MIL-STD-38784 as modified by the DTD subset in this section. The procedure for accomplishing this is found in MIL-PRF-28001 and FIPS PUB 152 (ISO 8879).

B.3.2 Template document type for Nuclear Weapons Loading Procedures Manual. The DTD subset for the Nuclear Weapons Loading Procedures Manual DTD is as follows:

```
<!-- ***** START OF FILE ***** -->

<!-- SUPPLEMENT NOTICE: This file is made available to provide the user with
a digital representation of the DTD found in Appendix B of MIL-PRF-9977K.
This file is incomplete without MIL-PRF-9977K. -->

<!-- NOTE: The start and end of this file are marked with a row of asterisks.
If these rows are not present the file may not be complete! -->

<!-- MIL-PRF-9977K Nuclear Weapons Loading Procedures DTD -->

<!-- The following set of declarations may be referred to by
using a public entity as follows:

<!ENTITY % mnuweapld PUBLIC "-//USA-DOD//DTD MIL-PRF-9977K NUWPLD//EN" >
% mnuweapld;
-->
<!-- NOTE: In order to parse the following DTD subset alone,
append the following statement to the beginning of the file:

    <!DOCTYPE docnuweapld [
and the associated ">" to the end of the file. -->

<!-- ENTITY DECLARATIONS -->

<!ENTITY % bodyele "(gensupinfo, loadop+, suppldinfo)" >

<!ENTITY % titles "title" >

<!ENTITY % parazero "%titles;, warning*, caution?, note?, (para,
note?)?, (step1, step1+)" >

<!ENTITY % mnucbasld PUBLIC "-//USA-DOD//DTD MIL-PRF-9977K NBL//EN" >

<!ENTITY % ldprep "(%parazero;, subpara1*)" >

%mnucbasld;

<!-- ELEMENT and ATTRIBUTE LIST DECLARATIONS -->
```

MIL-PRF-9977K(USAF)

APPENDIX B

```

<!ELEMENT   docnuweapld   - - (front, body, rear?)   +(pgbrk |
                                brk | subjinfo | line | modreq | location) >
<!ATTLIST   docnuweapld   service %service; 'AF'
                                %docatt;
                                %secur; >

<!ELEMENT   gensupinfo    - - (%chap;)   +(figure | table | foldout) >
<!ATTLIST   gensupinfo    %chapatt; >

<!ELEMENT   loadcomproc    - o (%parazero;, subpara1*) >
<!ATTLIST   loadcomproc    %para0att; >

<!ELEMENT   loadop         - - (%titles;, (loadprep, loadproc,
                                loadcomproc)) +(figure | table | foldout) >
<!ATTLIST   loadop         crewsize NUMBER #REQUIRED
                                %chapatt; >

<!ELEMENT   loadproc       - o (%parazero;, subpara1*) >
<!ATTLIST   loadproc       %para0att; >

<!ELEMENT   suppldinfo     - - (%chap;)   +(figure | table | foldout) >
<!ATTLIST   suppldinfo     %chapatt; >

<!-- ***** END OF FILE ***** -->

```

B.4 DETAILED DESCRIPTION.

B.4.1 Document type definition. The DTD subset within this appendix provides the structure and content of documents prepared in accordance with this specification. The DTD is available in a digital format. See A.5, for information on obtaining the file.

B.4.2 Tag description table. The Tag Description Table provides detailed descriptions of the tags above. It provides the element tagging structure, full element name, tag minimization requirements, element structure, referencing elements, source paragraph, and attribute descriptions unique to the element. See A.5, for information on obtaining this table.

B.4.3 Attribute description table. The Attribute Description Table provides detailed descriptions of the attributes above. See A.5, for information on obtaining this table.

MIL-PRF-9977K(USAF)

APPENDIX C

**Nonnuclear Munitions Basic Information Manual
DOCUMENT TYPE DEFINITION (DTD) SUBSET**

C.1 SCOPE.

C.1.1 Scope. The markup tags described herein are based on rules outlined in MIL-PRF-28001 and the Information Processing - Text and Office Systems - Standard Generalized Markup Language (SGML) document, International Organization for Standardization (ISO) 8879, as incorporated in Federal Information Processing Standards (FIPS) PUB 152. The Document Type Definition (DTD) subset within this appendix provides the structure and content of documents prepared in accordance with this specification. Digital copies of the DTD (see C.4.1), Tag Description Table (see C.4.2), and Attribute Description Table (see C.4.3) are available (see A.5). This appendix is a mandatory part of this specification. The information contained herein is intended for compliance.

C.2 APPLICABLE DOCUMENTS.C.2.1 Government documents.

C.2.1.1 Specifications, standards, and handbooks. The following specifications, standards, and handbooks form a part of this document to the extent specified herein. Unless otherwise specified, the issues of these documents are those listed in the issue of the Department of Defense Index of Specifications and Standards (DODISS) and supplement thereto, cited in the solicitation (see 6.2).

SPECIFICATIONS

Military

- | | |
|---------------|--|
| MIL-PRF-28001 | - Markup Requirements and Generic Style Specification for Electronic Printed Output and Exchange of Text |
|---------------|--|

STANDARDS

Federal Information Processing Standards

- | | |
|--------------|---|
| FIPS PUB 152 | - Standard Generalized Markup Language (SGML) |
|--------------|---|

(Unless otherwise indicated, copies of federal and military specifications, standards, and handbooks are available from the Standardization Documents Order Desk, 700 Robbins Avenue, Building 4D, Philadelphia, PA 19111-5094.)

(Copies of FIPS are available to Department of Defense activities from the Standardization Documents Order Desk, 700 Robbins Avenue, Building 4D, Philadelphia, PA 19111-5094. Others must request copies of FIPS from the National Technical Information Service, 5285 Port Royal Road, Springfield, VA 22161-2171.)

MIL-PRF-9977K(USAF)

APPENDIX C

C.3 DOCUMENT TYPE DEFINITION SUBSET.

C.3.1 SGML document type definition subset. Data to be delivered digitally in accordance with this specification shall be SGML tagged using the DTD found in MIL-STD-38784 as modified by the DTD subset in this section. The procedure for accomplishing this is found in MIL-PRF-28001 and FIPS PUB 152 (ISO 8879).

C.3.2 Template document type for Nonnuclear Munitions Basic Information Manual. The DTD subset for the Nonnuclear Munitions Basic Information Manual DTD is as follows:

```
<!-- ***** START OF FILE ***** -->

<!-- SUPPLEMENT NOTICE: This file is made available to provide the user with
a digital representation of the DTD found in Appendix C of MIL-PRF-9977K.
This file is incomplete without MIL-PRF-9977K. -->

<!-- NOTE: The start and end of this file are marked with a row of asterisks.
If these rows are not present the file may not be complete! -->

<!-- MIL-PRF-9977K Nonnuclear Munitions Basic Information DTD -->

<!-- The following set of declarations may be referred to by
using a public entity as follows:

<!ENTITY % mnnmunbas PUBLIC "-//USA-DOD//DTD MIL-PRF-9977K NMB//EN" >
% mnnmunbas; -->

<!-- NOTE: In order to parse the following DTD subset alone,
append the following statement to the beginning of the file:

    <!DOCTYPE docnmmunbas [

and the associated ">" to the end of the file. -->

<!-- ENTITY DECLARATIONS -->

<!ENTITY % mnucbasld PUBLIC "-//USA-DOD//DTD MIL-PRF-9977K NBL//EN" >

<!ENTITY % bodyele "(munitdesc, suspequipdesc, gunpodsdesc, sedesc,
suppinfo)" >

<!ENTITY % titles "title" >

<!ENTITY % sedesc "%titles; bombliftruck, munadapters,
munittrailers, ammoloadsys, testequip, testadapters " >

%mnucbasld;

<!-- ELEMENT and ATTRIBUTE LIST DECLARATIONS -->

<!ELEMENT ammoloadsys - o (%sect;) >
<!ATTLIST ammoloadsys %sectatt; >

<!ELEMENT bombliftruck - o (%sect;) >
<!ATTLIST bombliftruck %sectatt; >
```

MIL-PRF-9977K(USAF)

APPENDIX C

<!ELEMENT	bombtypemun	- o (%sect;) >
<!ATTLIST	bombtypemun	%sectatt; >
<!ELEMENT	cartchafflar	- o (%sect;) >
<!ATTLIST	cartchafflar	%sectatt; >
<!ELEMENT	docnnmunbas	- - (front, body, rear?) +(pgbrk brk subjinfo line modreq location) >
<!ATTLIST	docnnmunbas	service %service; 'AF' %secur; %docatt; >
<!ELEMENT	fuzes	- o (%sect;) >
<!ATTLIST	fuzes	%sectatt; >
<!ELEMENT	gunpods	- o (%sect;) >
<!ATTLIST	gunpods	%sectatt; >
<!ELEMENT	gunpodsdsc	- - (%titles;, guns, gunpods) +(figure table) >
<!ATTLIST	gunpodsdsc	%chapatt; >
<!ELEMENT	guns	- o (%sect;) >
<!ATTLIST	guns	%sectatt; >
<!ELEMENT	lnchdispensers	- o (%sect;) >
<!ATTLIST	lnchdispensers	%sectatt; >
<!ELEMENT	missrockammo	- o (%sect;) >
<!ATTLIST	missrockammo	%sectatt; >
<!ELEMENT	munadapters	- o (%sect;) >
<!ATTLIST	munadapters	%sectatt; >
<!ELEMENT	munitacc	- o (%sect;) >
<!ATTLIST	munitacc	%sectatt; >
<!ELEMENT	munitdsc	- - (%titles;, missrockammo, bombtypemun, fuzes, cartchafflar, munitacc) +(figure table) >
<!ATTLIST	munitdsc	%chapatt; >
<!ELEMENT	munittrailers	- o (%sect;) >
<!ATTLIST	munittrailers	%sectatt; >
<!ELEMENT	racks	- o (%sect;) >
<!ATTLIST	racks	%sectatt; >
<!ELEMENT	sedesc	- - (%sedesc;) +(figure table) >
<!ATTLIST	sedesc	%chapatt; >
<!ELEMENT	spectools	- o (%sect;) >
<!ATTLIST	spectools	%sectatt; >
<!ELEMENT	suppinfo	- - (%titles;, (para0+ (spectools, section+))) +(figure table) >
<!ATTLIST	suppinfo	%chapatt; >

MIL-PRF-9977K(USAF)

APPENDIX C

```

<!ELEMENT    suspequipdesc    - o (%titles;, racks, lnchdispensers)
<!ATTLIST    suspequipdesc    +(figure | table) >
                                %chapatt; >

<!ELEMENT    testadapters     - o (%sect;) >
<!ATTLIST    testadapters     %sectatt; >

<!ELEMENT    testequip        - o (%sect;) >
<!ATTLIST    testequip        %sectatt; >

<!-- ***** END OF FILE ***** -->

```

C.4 DETAILED DESCRIPTION.

C.4.1 Document type definition. The DTD subset within this appendix provides the structure and content of documents prepared in accordance with this specification. The DTD is available in a digital format. See A.5, for information on obtaining the file.

C.4.2 Tag description table. The Tag Description Table provides detailed descriptions of the tags above. It provides the element tagging structure, full element name, tag minimization requirements, element structure, referencing elements, source paragraph, and attribute descriptions unique to the element. See A.5, for information on obtaining this table.

C.4.3 Attribute description table. The Attribute Description Table provides detailed descriptions of the attributes above. See A.5, for information on obtaining this table.

MIL-PRF-9977K(USAF)

APPENDIX D

**Nonnuclear Munitions Loading Procedures Manual
DOCUMENT TYPE DEFINITION (DTD) SUBSET**

D.1 SCOPE.

D.1.1 Scope. The markup tags described herein are based on rules outlined in MIL-PRF-28001 and the Information Processing - Text and Office Systems - Standard Generalized Markup Language (SGML) document, International Organization for Standardization (ISO) 8879, as incorporated in Federal Information Processing Standards (FIPS) PUB 152. The Document Type Definition (DTD) subset within this appendix provides the structure and content of documents prepared in accordance with this specification. Digital copies of the DTD (see D.4.1), Tag Description Table (see D.4.2), and Attribute Description table (see D.4.3) are available (see A.5). This appendix is a mandatory part of this specification. The information contained herein is intended for compliance.

D.2 APPLICABLE DOCUMENTS.D.2.1 Government documents.

D.2.1.1 Specifications, standards, and handbooks. The following specifications, standards, and handbooks form a part of this document to the extent specified herein. Unless otherwise specified, the issues of these documents are those listed in the issue of the Department of Defense Index of Specifications and Standards (DODISS) and supplement thereto, cited in the solicitation (see 6.2).

SPECIFICATIONS

Military

- | | | |
|---------------|---|--|
| MIL-PRF-28001 | - | Markup Requirements and Generic Style Specification for Electronic Printed Output and Exchange of Text |
|---------------|---|--|

STANDARDS

Federal Information Processing Standards

- | | | |
|--------------|---|---|
| FIPS PUB 152 | - | Standard Generalized Markup Language (SGML) |
|--------------|---|---|

(Unless otherwise indicated, copies of federal and military specifications, standards, and handbooks are available from the Standardization Documents Order Desk, 700 Robbins Avenue, Building 4D, Philadelphia, PA 19111-5094.)

(Copies of FIPS are available to Department of Defense activities from the Standardization Documents Order Desk, 700 Robbins Avenue, Building 4D, Philadelphia, PA 19111-5094. Others must request copies of FIPS from the National Technical Information Service, 5285 Port Royal Road, Springfield, VA 22161-2171.)

MIL-PRF-9977K(USAF)

APPENDIX D

D.3 DOCUMENT TYPE DEFINITION SUBSET.

D.3.1 SGML document type definition subset. Data to be delivered digitally in accordance with this specification shall be SGML tagged using the DTD found in MIL-STD-38784 as modified by the DTD subset in this section. The procedure for accomplishing this is found in MIL-PRF-28001 and FIPS PUB 152 (ISO 8879).

D.3.2 Template document type for Nonnuclear Munitions Loading Procedures Manual. The DTD subset for the Nonnuclear Munitions Loading Procedures Manual DTD is as follows:

```
<!-- ***** START OF FILE ***** -->

<!-- SUPPLEMENT NOTICE: This file is made available to provide the user with
a digital representation of the DTD found in Appendix D of MIL-PRF-9977K.
This file is incomplete without MIL-PRF-9977K. -->

<!-- NOTE: The start and end of this file are marked with a row of asterisks.
If these rows are not present the file may not be complete! -->

<!-- MIL-PRF-9977K Nonnuclear Munitions Loading Procedures DTD -->

<!-- The following set of declarations may be referred to by
using a public entity as follows:

<!ENTITY % mnnmunld PUBLIC "-//USA-DOD//DTD MIL-PRF-9977K NML//EN" >
% mnnmunld; -->

<!-- NOTE: In order to parse the following DTD subset alone,
append the following statement to the beginning of the file:

    <!DOCTYPE docnnmunld [

and the associated ">" to the end of the file. -->

<!-- ENTITY DECLARATIONS -->

<!ENTITY % bodyele "(suppinfo, munitldproc+)" >

<!ENTITY % mnucbasld PUBLIC "-//USA-DOD//DTD MIL-PRF-9977K NBL//EN" >

<!ENTITY % gen1 "(gensafreq, emergproc, airdesc, genproc,
airprep, fctfuncchk, strayvoltchk, section*)" >

<!ENTITY % unl1 "(safing, preunload, unload, fuзерem)" >

<!ENTITY % rack1 "(airprepld, loadprep, (cartins & load),
postldinsp, dlayflt, priorlnch)" >

<!ENTITY note5 "With local commander approval, the following
fuzes may remain installed. " >

%mnucbasld;
```

MIL-PRF-9977K(USAF)

APPENDIX D

```

<!-- ELEMENT and ATTRIBUTE LIST DECLARATIONS -->

<!ELEMENT   docnnmunld  - - (front, body, rear?) +(pgbrk | brk |
<!ATTLIST   docnnmunld  subjinfo | line | modreq | location) >
               service %service; 'AF'
               %secur;
               %docatt; >

<!ELEMENT   fuzerem     - o (%nparcon;, subpara2*) >
<!ATTLIST   fuzerem     %sublatt; >

<!ELEMENT   munitldproc - - ((%lpl;, unloadproc) |
               (munitldsect, munitldsect+))
               +(figure | table | foldout) >
<!ATTLIST   munitldproc %chapatt; >

<!ELEMENT   munitldsect - o (%lpl;, unloadproc) >
<!ATTLIST   munitldsect %sectatt; >

<!ELEMENT   suppinfo    - - (%titles;, %genl;)  +(figure | table
               | foldout) >
<!ATTLIST   suppinfo    %chapatt; >

<!-- ***** END OF FILE ***** -->

```

D.4 DETAILED DESCRIPTION.

D.4.1 Document type definition. The DTD subset within this appendix provides the structure and content of documents prepared in accordance with this specification. The DTD is available in a digital format. See A.5, for information on obtaining the file.

D.4.2 Tag description table. The Tag Description Table provides detailed descriptions of the tags above. It provides the element tagging structure, full element name, tag minimization requirements, element structure, referencing elements, source paragraph, and attribute descriptions unique to the element. See A.5, for information on obtaining this table.

D.4.3 Attribute description table. The Attribute Description Table provides detailed descriptions of the attributes above. See A.5, for information on obtaining this table.

MIL-PRF-9977K(USAF)

APPENDIX E

**Integrated Combat Turnaround Procedures Manual
DOCUMENT TYPE DEFINITION (DTD) SUBSET**

E.1 SCOPE.

E.1.1 Scope. The markup tags described herein are based on rules outlined in MIL-PRF-28001 and the Information Processing - Text and Office Systems - Standard Generalized Markup Language (SGML) document, International Organization for Standardization (ISO) 8879, as incorporated in Federal Information Processing Standards (FIPS) PUB 152. The Document Type Definition (DTD) subset within this appendix provides the structure and content of documents prepared in accordance with this specification. Digital copies of the DTD (see E.4.1), Tag Description Table (see E.4.2), and Attribute Description Table (see E.4.3) are available (see A.5). This appendix is a mandatory part of this specification. The information contained herein is intended for compliance.

E.2 APPLICABLE DOCUMENTS.E.2.1 Government documents.

E.2.1.1 Specifications, standards, and handbooks. The following specifications, standards, and handbooks form a part of this document to the extent specified herein. Unless otherwise specified, the issues of these documents are those listed in the issue of the Department of Defense Index of Specifications and Standards (DODISS) and supplement thereto, cited in the solicitation (see 6.2).

SPECIFICATIONS

Military

- | | |
|---------------|--|
| MIL-PRF-28001 | - Markup Requirements and Generic Style Specification for Electronic Printed Output and Exchange of Text |
|---------------|--|

STANDARDS

Federal Information Processing Standards

- | | |
|--------------|---|
| FIPS PUB 152 | - Standard Generalized Markup Language (SGML) |
|--------------|---|

(Unless otherwise indicated, copies of federal and military specifications, standards, and handbooks are available from the Standardization Documents Order Desk, 700 Robbins Avenue, Building 4D, Philadelphia, PA 19111-5094.)

(Copies of FIPS are available to Department of Defense activities from the Standardization Documents Order Desk, 700 Robbins Avenue, Building 4D, Philadelphia, PA 19111-5094. Others must request copies of FIPS from the National Technical Information Service, 5285 Port Royal Road, Springfield, VA 22161-2171.)

MIL-PRF-9977K(USAF)

APPENDIX E

E.3 DOCUMENT TYPE DEFINITION SUBSET.

E.3.1 SGML document type definition subset. Data to be delivered digitally in accordance with this specification shall be SGML tagged using the DTD found in MIL-STD-38784 as modified by the DTD subset in this section. The procedure for accomplishing this is found in MIL-PRF-28001 and FIPS PUB 152 (ISO 8879).

E.3.2 Template document type for Integrated Combat Turnaround Procedures manual. The DTD subset for the Integrated Combat Turnaround Procedures Manual DTD is as follows:

```
<!-- ***** START OF FILE ***** -->

<!-- SUPPLEMENT NOTICE: This file is made available to provide the user with
a digital representation of the DTD found in Appendix E of MIL-PRF-9977K.
This file is incomplete without MIL-PRF-9977K. -->

<!-- NOTE: The start and end of this file are marked with a row of asterisks.
If these rows are not present the file may not be complete! -->

<!-- MIL-PRF-9977K Integrated Combat Turnaround Procedures DTD -->

<!-- The following set of declarations may be referred to by
using a public entity as follows:

<!ENTITY % micturn PUBLIC "-//USA-DOD//DTD MIL-PRF-9977K ICT//EN" >
%micturn; -->

<!-- NOTE: In order to parse the following DTD subset alone,
append the following statement to the beginning of the file:

    <!DOCTYPE docicturn [

and the associated ">" to the end of the file. -->

<!-- ENTITY DECLARATIONS -->

<!ENTITY % bodyele "(prepmunprep, servload)" >

<!ENTITY % titles "title" >

<!ENTITY % parazero "%titles;, warning*, caution?, note?, (para, note?)?,
(step1, step1+)?" >

<!ENTITY % mnucbasld PUBLIC "-//USA-DOD//DTD MIL-PRF-9977K NBL//EN" >

<!ENTITY % ep "(%parazero;, subpara1*)" >

<!ENTITY % gsr "(%parazero;, subpara1*)" >

<!ENTITY % scop "(%titles;, warning*, caution?, note?, (para,
note?)?, (step1, step1+)?, authrestrict, subpara1*)" >

<!ENTITY % aprep "(%parazero;, subpara1*)" >

<!ENTITY % plaunch "(%parazero;, subpara1*)" >
```

MIL-PRF-9977K(USAF)

APPENDIX E

<!ENTITY ffprot "Firefighting protection equipment shall be as required by TO 00-25-172." >

<!ENTITY refuel "Refueling equipment shall be as required by TO-00-25-172." >

<!ENTITY ssea "A summary of operations authorized by the System Safety Engineering Analysis (SSEA) shall be included in this manual." >

%mnucbasld;

<!-- ELEMENT and ATTRIBUTE LIST DECLARATIONS -->

<!ELEMENT airserv - o (%parazero;, subpara1*) >
<!ATTLIST airserv %para0att; >

<!ELEMENT authrestrict - o (%nparcon;, subpara2*) >
<!ATTLIST authrestrict %sublatt; >

<!ELEMENT cursinsp - o (%parazero;, subpara1*) >
<!ATTLIST cursinsp %para0att; >

<!ELEMENT docicturn - - (front, body, rear?) +(pgbrk | brk |
subjinfo | line | modreq | location) >
<!ATTLIST docicturn service %service; 'AF'
%secur;
%docatt; >

<!ELEMENT finalair - o (%parazero;, subpara1*) >
<!ATTLIST finalair %para0att; >

<!ELEMENT finalcp - o (%parazero;, subpara1*) >
<!ATTLIST finalcp %para0att; >

<!ELEMENT gunload - o (%parazero;, subpara1*) >
<!ATTLIST gunload %para0att; >

<!ELEMENT munitprep - o (%parazero;, subpara1*) >
<!ATTLIST munitprep %para0att; >

<!ELEMENT munitunld - o (%parazero;, subpara1*) >
<!ATTLIST munitunld %para0att; >

<!ELEMENT prepmunprep - - (scope, gensafreq, emergproc,
suppequip, preposinsp, munitprep)
+(figure | table | foldout) >
<!ATTLIST prepmunprep %chapatt; >

<!ELEMENT preposinsp - o (%parazero;, subpara1*) >
<!ATTLIST preposinsp %para0att; >

<!ELEMENT servload - - (servscope & cursinsp & airprep &
munitunld & gunload & finalcp & airserv
& finalair & priorlnch) +(figure |
table | foldout) >
<!ATTLIST servload %chapatt; >

MIL-PRF-9977K(USAF)

APPENDIX E

```

<!ELEMENT    servscope      - o  (%parazero;, subpara1*) >
<!ATTLIST    servscope      %para0att; >

<!ELEMENT    suppequip      - o  (%parazero;, subpara1*) >
<!ATTLIST    suppequip      %para0att; >

<!-- ***** END OF FILE ***** -->

```

E.4 DETAILED DESCRIPTION.

E.4.1 Document type definition. The DTD subset within this appendix provides the structure and content of documents prepared in accordance with this specification. The DTD is available in a digital format. See A.5, for information on obtaining the file.

E.4.2 Tag description table. The Tag Description Table provides detailed descriptions of the tags above. It provides the element tagging structure, full element name, tag minimization requirements, element structure, referencing elements, source paragraph, and attribute descriptions unique to the element. See A.5, for information on obtaining this table.

E.4.3 Attribute description table. The Attribute Description Table provides detailed descriptions of the attributes above. See A.5, for information on obtaining this table.

MIL-PRF-9977K(USAF)

APPENDIX F

**Nonnuclear Munitions Loading Standard Data Packages
DOCUMENT TYPE DEFINITION (DTD) SUBJECT**

F.1 SCOPE.

F.1.1 Scope. The markup tags described herein are based on rules outlined in MIL-PRF-28001 and the Information Processing - Text and Office Systems - Standard Generalized Markup Language (SGML) document, International Organization for Standardization (ISO) 8879, as incorporated in Federal Information Processing Standards (FIPS) PUB 152. The Document Type Definition (DTD) subset within this appendix provides the structure and content of documents prepared in accordance with this specification. Digital copies of the DTD (see F.4.1), Tag Description Table (see F.4.2), and Attribute Description Table (see F.4.3) are available (see A.5). This appendix is a mandatory part of this specification. The information contained herein is intended for compliance.

F.2 APPLICABLE DOCUMENTS.F.2.1 Government documents.

F.2.1.1 Specifications, standards, and handbooks. The following specifications, standards, and handbooks form a part of this document to the extent specified herein. Unless otherwise specified, the issues of these documents are those listed in the issue of the Department of Defense Index of Specifications and Standards (DODISS) and supplement thereto, cited in the solicitation (see 6.2).

SPECIFICATIONS

Military

- | | | |
|---------------|---|--|
| MIL-PRF-28001 | - | Markup Requirements and Generic Style Specification for Electronic Printed Output and Exchange of Text |
|---------------|---|--|

STANDARDS

Federal Information Processing Standards

- | | | |
|--------------|---|---|
| FIPS PUB 152 | - | Standard Generalized Markup Language (SGML) |
|--------------|---|---|

(Unless otherwise indicated, copies of federal and military specifications, standards, and handbooks are available from the Standardization Documents Order Desk, 700 Robbins Avenue, Building 4D, Philadelphia, PA 19111-5094.)

(Copies of FIPS are available to Department of Defense activities from the Standardization Documents Order Desk, 700 Robbins Avenue, Building 4D, Philadelphia, PA 19111-5094. Others must request copies of FIPS from the National Technical Information Service, 5285 Port Royal Road, Springfield, VA 22161-2171.)

MIL-PRF-9977K(USAF)

APPENDIX F

F.3 DOCUMENT TYPE DEFINITION SUBSET.

F.3.1 SGML document type definition subset. Data to be delivered digitally in accordance with this specification shall be SGML tagged using the DTD found in MIL-STD-38784 as modified by the DTD subset in this section. The procedure for accomplishing this is found in MIL-PRF-28001 and FIPS PUB 152 (ISO 8879).

F.3.2 Template document type for Nonnuclear Munition Loading Standard Data Packages. The DTD subset for the Nonnuclear Munitions Loading Standard Packages DTD is as follows:

```
<!-- ***** START OF FILE ***** -->

<!-- SUPPLEMENT NOTICE: This file is made available to provide the user with
a digital representation of the DTD found in Appendix F of MIL-PRF-9977K.
This file is incomplete without MIL-PRF-9977K. -->

<!-- NOTE: The start and end of this file are marked with a row of asterisks.
If these rows are not present the file may not be complete! -->

<!-- MIL-PRF-9977K Nonnuclear Munitions Loading Standard Data Packages DTD -->

<!-- The following set of declarations may be referred to by
using a public entity as follows:

<!ENTITY % mnnmundp PUBLIC "-//USA-DOD//DTD MIL-PRF-9977K MDP//EN" >
% mnnmundp;
-->

<!-- NOTE: In order to parse the following DTD subset alone,
append the following statement to the beginning of the file:

    <!DOCTYPE docnnmundp [
and the associated ">" to the end of the file. -->

<!-- ENTITY DECLARATIONS -->

<!ENTITY % bodyele "(munitdesc, stdmunld, stdmununld)" >

<!ENTITY % m38784STD PUBLIC "-//USA-DOD//DTD MIL-STD-38784//EN" >

<!ENTITY % frnt "(idinfo, lep)" >

<!ENTITY % idinf "(tmidno, doctype, prtitle, stitle?, supersed?,
suppl*, distrib, expcont?, downgrd?, pubdate, (chgnum, chgdate?))" >

<!ENTITY notel "<note> <para>List all SE, except common hand tools,
required to load/unload munitions on/off aircraft.</para> </note>" >

<!ENTITY notel0 "<note> <para>Implement those procedures required to
prepare the aircraft for unloading munitions from aircraft. </para> </note>" >

<!ENTITY notel1 "<note> <para>Implement those procedures required for
unloading the munitions from the aircraft.</para> </note>" >
```

MIL-PRF-9977K(USAF)

APPENDIX F

```
<!ENTITY note2 "<note> <para>Refer to Chapter 1, Section &sec1;, for
applicable aircraft preparation. Refer to Chapter 1, Section
&sec2;, for FCT\functional checks. Refer to Chapter1, Section
&sec3;, for stray voltage checks.</para> </note> <step1> <para>Perform
aircraft preparation.</para> <step1> <para>Perform required FCT\functional
checks.</para> <step1> <para>Perform required stray voltage checks.</para>" >
```

```
<!ENTITY note3 "<note> <para>Implement those procedures required for
loading</para> </note>" >
```

```
<!ENTITY note4 "<note> <para>Implement those procedures required for
stray voltage checks at impulse cartridge breeches and
installation of impulse cartridges.</para> </note>" >
```

```
<!ENTITY note5 "<note> <para>Implement those procedures required for
checking that all pertinent aircraft steps have been
accomplished.</para> </note>" >
```

```
<!ENTITY note6 "<note> <para>Omission of, or options relating to the
following step(s) may be dictated by the local commander.</para> </note>" >
```

```
<!ENTITY note7 "<note> <para>Implement those procedures required to place the
aircraft in approved delayed flight or alertstatus.</para> </note>" >
```

```
<!ENTITY note8 "<note> <para>Implement those procedures required for
preparing the aircraft for launch.</para> </note>" >
```

```
<!ENTITY note9 "<note> <para>Implement those procedures required to safe
the aircraft.</para> </note>" >
```

```
<!ENTITY sec1 "User supplies information here." >
```

```
<!ENTITY sec2 "User supplies information here." >
```

```
<!ENTITY sec3 "User supplies information here." >
```

```
%m38784STD;
```

```
<!-- ELEMENT and ATTRIBUTE LIST DECLARATIONS -->
```

```
<!ELEMENT   airprep      - o (%parazero;, subpara1*) >
<!ATTLIST  airprep      %para0att; >
```

```
<!ELEMENT   bombfz       - o (%parazero;, subpara1*) >
<!ATTLIST  bombfz       %para0att; >
```

```
<!ELEMENT   cartins      - o (%parazero;, subpara1*) >
<!ATTLIST  cartins      %para0att; >
```

```
<!ELEMENT   desc         - o (%parazero;, subpara1*) >
<!ATTLIST  desc         %para0att; >
```

```
<!ELEMENT   dlayflt      - o (%parazero;, subpara1*) >
<!ATTLIST  dlayflt      %para0att; >
```

MIL-PRF-9977K(USAF)

APPENDIX F

```

<!ELEMENT docnnmundp - - (front, body) +(pgbrk | brk | subjinfo
| line | modreq | location) >
<!ATTLIST docnnmundp service %service; "AF"
%secur;
%docatt; >

<!ELEMENT fuzerem - o (%parazero;, subpara1*) >
<!ATTLIST fuzerem %para0att; >

<!ELEMENT mpreunload - o (%parazero;, subpara1*) >
<!ATTLIST mpreunload %para0att; >

<!ELEMENT munitdesc - - (desc, bombfz) +(figure | table |
foldout) >
<!ATTLIST munitdesc %chapatt; >

<!ELEMENT munitload - o (%parazero;, subpara1*) >
<!ATTLIST munitload %para0att; >

<!ELEMENT munitprep - o (%parazero;, subpara1*) >
<!ATTLIST munitprep %para0att; >

<!ELEMENT postldinsp - o (%parazero;, subpara1*) >
<!ATTLIST postldinsp %para0att; >

<!ELEMENT priorlnch - o (%parazero;, subpara1*) >
<!ATTLIST priorlnch %para0att; >

<!ELEMENT safing - o (%parazero;, subpara1*) >
<!ATTLIST safing %para0att; >

<!ELEMENT specsafreq - o (%parazero;, subpara1*) >
<!ATTLIST specsafreq %para0att; >

<!ELEMENT stdmunld - - (suppequip, specsafreq, airprep, munitprep,
(cartins & munitload), postldinsp, dlayflt,
priorlnch) +(figure | table | foldout) >
<!ATTLIST stdmunld %chapatt; >

<!ELEMENT stdmununld - - (safing, mpreunload, unload, fuzerem)
+(figure | table | foldout) >
<!ATTLIST stdmununld %chapatt; >

<!ELEMENT suppequip - o (%parazero;, subpara1*) >
<!ATTLIST suppequip %para0att; >

<!ELEMENT unload - o (%parazero;, subpara1*) >
<!ATTLIST unload %para0att; >

<!-- ***** END OF FILE ***** -->

```

MIL-PRF-9977K(USAF)

APPENDIX F

F.4 DETAILED DESCRIPTION.

F.4.1 Document type definition. The DTD subset within this appendix provides the structure and content of documents prepared in accordance with this specification. The DTD is available in a digital format. See A.5, for information on obtaining the file.

F.4.2 Tag description table. The Tag Description Table provides detailed descriptions of the tags above. It provides the element tagging structure, full element name, tag minimization requirements, element structure, referencing elements, source paragraph, and attribute descriptions unique to the element. See A.5, for information on obtaining this table.

F.4.3 Attribute description table. The Attribute Description Table provides detailed descriptions of the attributes above. See A.5, for information on obtaining this table.

MIL-PRF-9977K(USAF)

APPENDIX G

**Loading Procedures Checklists
DOCUMENT TYPE DEFINITION (DTD) SUBSET**

G.1 SCOPE.

G.1.1 Scope. The markup tags described herein are based on rules outlined in MIL-PRF-28001 and the Information Processing - Text and Office Systems - Standard Generalized Markup Language (SGML) document, International Organization for Standardization (ISO) 8879, as incorporated in Federal Information Processing Standards (FIPS) PUB 152. The Document Type Definition (DTD) subset within this appendix provides the structure and content of documents prepared in accordance with this specification. Digital copies of the DTD (see G.4.1), Tag Description Table (see G.4.2), and Attribute Description Table (see G.4.3) are available (see A.5). This appendix is a mandatory part of this specification. The information contained herein is intended for compliance.

G.2 APPLICABLE DOCUMENTS.G.2.1 Government documents.

G.2.1.1 Specifications, standards, and handbooks. The following specifications, standards, and handbooks form a part of this document to the extent specified herein. Unless otherwise specified, the issues of these documents are those listed in the issue of the Department of Defense Index of Specifications and Standards (DODISS) and supplement thereto, cited in the solicitation (see 6.2).

SPECIFICATIONS

Military

- | | | |
|---------------|---|--|
| MIL-PRF-28001 | - | Markup Requirements and Generic Style Specification for Electronic Printed Output and Exchange of Text |
|---------------|---|--|

STANDARDS

Federal Information Processing Standards

- | | | |
|--------------|---|---|
| FIPS PUB 152 | - | Standard Generalized Markup Language (SGML) |
|--------------|---|---|

(Unless otherwise indicated, copies of federal and military specifications, standards, and handbooks are available from the Standardization Documents Order Desk, 700 Robbins Avenue, Building 4D, Philadelphia, PA 19111-5094.)

(Copies of FIPS are available to Department of Defense activities from the Standardization Documents Order Desk, 700 Robbins Avenue, Building 4D, Philadelphia, PA 19111-5094. Others must request copies of FIPS from the National Technical Information Service, 5285 Port Royal Road, Springfield, VA 22161-2171.)

MIL-PRF-9977K(USAF)

APPENDIX G

G.3 DOCUMENT TYPE DEFINITION SUBSET.

G.3.1 SGML document type definition subset. Data to be delivered digitally in accordance with this specification shall be SGML tagged using the DTD found in MIL-STD-38784 as modified by the DTD subset in this section. The procedure for accomplishing this is found in MIL-PRF-28001 and FIPS PUB 152 (ISO 8879).

G.3.2 Template document type for Loading Procedures Checklists. The DTD subset for the Loading Procedures Checklists DTD is as follows:

```
<!-- ***** START OF FILE ***** -->

<!-- SUPPLEMENT NOTICE: This file is made available to provide the user with
a digital representation of the DTD found in Appendix G of MIL-PRF-9977K.
This file is incomplete without MIL-PRF-9977K. -->

<!-- NOTE: The start and end of this file are marked with a row of asterisks.
If these rows are not present the file may not be complete! -->

<!-- MIL-PRF-9977K Loading Procedures Checklists DTD -->

<!-- The following set of declarations may be referred to by
using a public entity as follows:

<!ENTITY % mldproccl PUBLIC "-//USA DOD//DTD MIL-PRF-9977K LDPCL//EN" >
%mldproccl; -->

<!-- NOTE: In order to parse the following DTD subset alone,
append the following statement to the beginning of the file:

    <!DOCTYPE docldproccl [

and the associated ">" to the end of the file. -->

<!-- ENTITY DECLARATIONS -->

<!ENTITY % bnucload "IGNORE" >

<![ %bnucload; [

<!ENTITY % bodyele "(ldcrewbrief, loadproc, unloadproc)" >

]]>

<!ENTITY % bodyele "(ldcrewbrief, emergproc, loadproc,
unloadproc)" >

<!ENTITY % mnucbasld PUBLIC "-//USA-DOD//DTD MIL-PRF-9977K NBL//EN" >

<!ENTITY % m5096cl PUBLIC "-//USA-DOD//DTD MIL-PRF-5096F CL//EN" >

<!ENTITY % titles "title" >

<!ENTITY % clno "IGNORE" >
```

MIL-PRF-9977K(USAF)

APPENDIX G

```

<!ENTITY % frnt "(idinfo, lep, verstat?, contents, foreword, safesum?) " >
<!ENTITY % chap "(%titles;, task+)" >
<!ENTITY % ep "(%chap;)" >
<!ENTITY % unll "(%chap;)" >
%m5096cl; %mnucbasld;

<!-- ELEMENT and ATTRIBUTE LIST DECLARATIONS -->

<!ELEMENT   docldproccl   - - (front, body)   +(pgbrk | brk | subjinfo
| line | modreq | location) >
<!ATTLIST   docldproccl   service %service; 'AF'
                                %secur;
                                %docatt; >

<!ELEMENT   ldcrewbrief   - - (%chap;)   +(figure | table | foldout) >
<!ATTLIST   ldcrewbrief   %chapatt; >

<!ELEMENT   loadproc       - - (%chap;)   +(figure | table | foldout) >
<!ATTLIST   loadproc       %chapatt; >

<!-- ***** END OF FILE ***** -->

```

G.4 DETAILED DESCRIPTION.

G.4.1 Document type definition. The DTD subset within this appendix provides the structure and content of documents prepared in accordance with this specification. The DTD is available in a digital format. See A.5, for information on obtaining the file.

G.4.2 Tag description table. The Tag Description Table provides detailed descriptions of the tags above. It provides the element tagging structure, full element name, tag minimization requirements, element structure, referencing elements, source paragraph, and attribute descriptions unique to the element. See A.5, for information on obtaining this table.

G.4.3 Attribute description table. The Attribute Description Table provides detailed descriptions of the attributes above. See A.5, for information on obtaining this table.

MIL-PRF-9977K(USAF)

APPENDIX H

**Integrated Combat Turnaround Procedures Checklist
DOCUMENT TYPE DEFINITION (DTD) SUBSET**

H.1 SCOPE.

H.1.1 Scope. The markup tags described herein are based on rules outlined in MIL-PRF-28001 and the Information Processing - Text and Office Systems - Standard Generalized Markup Language (SGML) document, International Organization for Standardization (ISO) 8879, as incorporated in Federal Information Processing Standards (FIPS) PUB 152. The Document Type Definition (DTD) subset within this appendix provides the structures and content of documents prepared in accordance with this specification. Digital copies of the DTD (see H.4.1), Tag Description Table (see H.4.2), and Attribute Description Table (see H.4.3) are available (see A.5). This appendix is a mandatory part of this specification. The information contained herein is intended for compliance.

H.2 APPLICABLE DOCUMENTS.H.2.1 Government documents.

H.2.1.1 Specifications, standards, and handbooks. The following specifications, standards, and handbooks form a part of this document to the extent specified herein. Unless otherwise specified, the issues of these documents are those listed in the issue of the Department of Defense Index of Specifications and Standards (DODISS) and supplement thereto, cited in the solicitation (see 6.2).

SPECIFICATIONS

Military

- | | | |
|---------------|---|--|
| MIL-PRF-28001 | - | Markup Requirements and Generic Style Specification for Electronic Printed Output and Exchange of Text |
|---------------|---|--|

STANDARDS

Federal Information Processing Standards

- | | | |
|--------------|---|---|
| FIPS PUB 152 | - | Standard Generalized Markup Language (SGML) |
|--------------|---|---|

(Unless otherwise indicated, copies of federal and military specifications, standards, and handbooks are available from the Standardization Documents Order Desk, 700 Robbins Avenue, Building 4D, Philadelphia, PA 19111-5094.)

(Copies of FIPS are available to Department of Defense activities from the Standardization Documents Order Desk, 700 Robbins Avenue, Building 4D, Philadelphia, PA 19111-5094. Others must request copies of FIPS from the National Technical Information Service, 5285 Port Royal Road, Springfield, VA 22161-2171.)

MIL-PRF-9977K(USAF)

APPENDIX H

H.3 DOCUMENT TYPE DEFINITION SUBSET.

H.3.1 SGML document type definition subset. Data to be delivered in accordance with this specification shall be SGML tagged using the DTD found in MIL-STD-38784 as modified by the DTD subset in this section. The procedure for accomplishing this is found in MIL-PRF-28001 and FIPS PUB 152 (ISO 8879).

H.3.2 Template document type for Integrated Combat Turnaround Procedures Checklist. The DTD subset for the Integrated Combat Turnaround Procedures Checklist DTD is as follows:

```
<!-- ***** START OF FILE ***** -->

<!-- SUPPLEMENT NOTICE: This file is made available to provide the user with
a digital representation of the DTD found in Appendix H of MIL-PRF-9977K.
This file is incomplete without MIL-PRF-9977K. -->

<!-- NOTE: The start and end of this file are marked with a row of asterisks.
If these rows are not present the file may not be complete! -->

<!-- MIL-PRF-9977K Integrated Combat Turnaround Procedures Checklist DTD -->

<!-- The following set of declarations may be referred to by
using a public entity as follows:

<!ENTITY % micturncl PUBLIC "-//USA-DOD//DTD MIL-PRF-9977K ICTCL//EN" >

% micturncl; -->

<!-- NOTE: In order to parse the following DTD subset alone,
append the following statement to the beginning of the file:

    <!DOCTYPE docicturncl [
and the associated ">" to the end of the file. -->

<!-- ENTITY DECLARATIONS -->

<!ENTITY % bodyele "(turnbrief, prepmunprep, servload)" >

<!ENTITY % m5096cl PUBLIC "-//USA-DOD//DTD MIL-PRF-5096F CL//EN" >

<!ENTITY % frnt "(idinfo, lep, verstat?, contents, foreword, safesum?)" >

% m5096cl;

<!-- ELEMENT and ATTRIBUTE LIST DECLARATIONS -->

<!ELEMENT    airprep      - - (%titles;, prelim, (para | warning | caution |
note)*, (step1, step1+)?) >
<!ATTLIST    airprep      special NMTOKENS #IMPLIED
                    nr NMTOKENS #REQUIRED
                    %para0att; >
```

MIL-PRF-9977K(USAF)

APPENDIX H

<!ELEMENT	airserv	- - (%titles;, prelim, (para warning caution note)*, (step1, step1+)?) >
<!ATTLIST	airserv	special NMTOKENS #IMPLIED nr NMTOKENS #REQUIRED %para0att; >
<!ELEMENT	authrestrict	- o (%nparcon;, subpara2*) >
<!ATTLIST	authrestrict	%sublatt; >
<!ELEMENT	cursinsp	- - (%titles;, prelim, (para warning caution note)*, (step1, step1+)?) >
<!ATTLIST	cursinsp	special NMTOKENS #IMPLIED nr NMTOKENS #REQUIRED %para0att; >
<!ELEMENT	docicturncl	- - (front, body) +(pgbrk brk subjinfo line modreq location) >
<!ATTLIST	docicturncl	service %service; 'AF' %docatt; %secur; >
<!ELEMENT	emergproc	- - (%titles;, prelim, (para warning caution note)*, (step1, step1+)?) >
<!ATTLIST	emergproc	special NMTOKENS #IMPLIED nr NMTOKENS #REQUIRED %para0att; >
<!ELEMENT	finalair	- - (%titles;, prelim, (para warning caution note)*, (step1, step1+)?) >
<!ATTLIST	finalair	special NMTOKENS #IMPLIED nr NMTOKENS #REQUIRED %para0att; >
<!ELEMENT	finalcp	- - (%titles;, prelim, (para warning caution note)*, (step1, step1+)?) >
<!ATTLIST	finalcp	special NMTOKENS #IMPLIED nr NMTOKENS #REQUIRED %para0att; >
<!ELEMENT	gensafreq	- - (%titles;, prelim, (para warning caution note)*, (step1, step1+)?) >
<!ATTLIST	gensafreq	special NMTOKENS #IMPLIED nr NMTOKENS #REQUIRED %para0att; >
<!ELEMENT	gunload	- - (%titles;, prelim, (para warning caution note)*, (step1, step1+)?) >
<!ATTLIST	gunload	special NMTOKENS #IMPLIED nr NMTOKENS #REQUIRED %para0att; >
<!ELEMENT	munitprep	- - (%titles;, prelim, (para warning caution note)*, (step1, step1+)?) >
<!ATTLIST	munitprep	special NMTOKENS #IMPLIED nr NMTOKENS #REQUIRED %para0att; >

MIL-PRF-9977K(USAF)

APPENDIX H

```

<!ELEMENT  munitunld      - - (%titles;, prelim, (para |
                           warning | caution | note)*, (step1, step1+)? ) >
<!ATTLIST  munitunld      special NMTOKENS #IMPLIED
                           nr NMTOKENS #REQUIRED
                           %para0att; >

<!ELEMENT  prepmunprep    - - (%titles;, scope, gensafreq,
                           emergproc, suppequip, preposinsp,
                           munitprep) +(figure | table | foldout) >
<!ATTLIST  prepmunprep    %chapatt; >

<!ELEMENT  preposinsp     - - (%titles;, prelim, (para |
                           warning | caution | note)*, (step1, step1+)? ) >
<!ATTLIST  preposinsp     special NMTOKENS #IMPLIED
                           nr NMTOKENS #REQUIRED
                           %para0att; >

<!ELEMENT  priorlnch      - - (%titles;, prelim, (para |
                           warning | caution | note)*, (step1, step1+)? ) >
<!ATTLIST  priorlnch      special NMTOKENS #IMPLIED
                           nr NMTOKENS #REQUIRED
                           %para0att; >

<!ELEMENT  scope          - - (%titles;, prelim, (para | warning | caution |
                           note)*, authrestrict, (step1, step1+)? ) >
<!ATTLIST  scope          special NMTOKENS #IMPLIED
                           nr NMTOKENS #REQUIRED
                           %para0att; >

<!ELEMENT  servload       - - (%titles;, (servscope & cursinsp &
                           airprep & munitunld & gunload & finalcp
                           & airserv & finalair & priorlnch))
                           +(figure | table | foldout) >
<!ATTLIST  servload       %chapatt; >

<!ELEMENT  servscope      - - (%titles;, prelim, (para |
                           warning | caution | note)*, (step1, step1+)? ) >
<!ATTLIST  servscope      special NMTOKENS #IMPLIED
                           nr NMTOKENS #REQUIRED
                           %para0att; >

<!ELEMENT  suppequip      - - (%titles;, prelim, (para |
                           warning | caution | note)*, (step1, step1+)? ) >
<!ATTLIST  suppequip      special NMTOKENS #IMPLIED
                           nr NMTOKENS #REQUIRED
                           %para0att; >

<!ELEMENT  turnbrief      - - (%chap;) +(figure | table | foldout) >
<!ATTLIST  turnbrief      %chapatt; >

<!-- ***** END OF FILE ***** -->

```

MIL-PRF-9977K(USAF)

APPENDIX H

H.4 DETAILED DESCRIPTION.

H.4.1 Document type definition. The DTD subset within this appendix provides the structure and content of documents prepared in accordance with this specification. The DTD is available in a digital format. See A.5, for information on obtaining the file.

H.4.2 Tag description table. The Tag Description Table provides detailed descriptions of the tags above. It provides the element tagging structure, full element name, tag minimization requirements, element structure, referencing elements, source paragraph, and attribute descriptions unique to the element. See A.5, for information on obtaining this table.

H.4.3 Attribute description table. The Attribute Description Table provides detailed descriptions of the attributes above. See A.5, for information on obtaining this table.

MIL-PRF-9977K(USAF)

APPENDIX I

**NATO Stage B Cross-Servicing Checklist (CLI)
DOCUMENT TYPE DEFINITION (DTD) SUBSET**

I.1 SCOPE.

I.1.1 Scope. The markup tags described herein are based on rules outlined in MIL-PRF-28001 and the Information Processing - Text and Office Systems - Standard Generalized Markup Language (SGML) document, International Organization for Standardization (ISO) 8879, as incorporated in Federal Information Processing Standards (FIPS) PUB 152. The Document Type Definition (DTD) subset within this appendix provides the structures and content of documents prepared in accordance with this specification. Digital copies of the DTD (see I.4.1), Tag Description Table (see I.4.2), and Attribute Description table (see I.4.3) are available (see A.5). This appendix is a mandatory part of this specification. The information contained herein is intended for compliance.

I.2 APPLICABLE DOCUMENTS.I.2.1 Government documents.

I.2.1.1 Specifications, standards, and handbooks. The following specifications, standards, and handbooks form a part of this document to the extent specified herein. Unless otherwise specified, the issues of these documents are those listed in the issue of the Department of Defense Index of Specifications and Standards (DODISS) and supplement thereto, cited in the solicitation (see 6.2).

SPECIFICATIONS

Military

MIL-PRF-28001 - Markup Requirements and Generic Style Specification for
Electronic Printed Output and Exchange of Text

STANDARDS

Federal Information Processing Standards

FIPS PUB 152 - Standard Generalized Markup Language (SGML)

(Unless otherwise indicated, copies of federal and military specifications, standards, and handbooks are available from the Standardization Documents Order Desk, 700 Robbins Avenue, Building 4D, Philadelphia, PA 19111-5094.)

(Copies of FIPS are available to Department of Defense activities from the Standardization Documents Order Desk, 700 Robbins Avenue, Building 4D, Philadelphia, PA 19111-5094. Others must request copies of FIPS from the National Technical Information Service, 5285 Port Royal Road, Springfield, VA 22161-2171.)

MIL-PRF-9977K(USAF)

APPENDIX I

I.3 DOCUMENT TYPE DEFINITION SUBSET.

I.3.1 SGML document type definition subset. Data to be delivered in accordance with this specification shall be SGML tagged using the DTD found in MIL-STD-38784 as modified by the DTD subset in this section. The procedure for accomplishing this is found in MIL-PRF-28001 and FIPS PUB 152 (ISO 8879).

I.3.2 Template document type for NATO Stage B Cross-Servicing Checklist. The DTD subset for the NATO Stage B Cross-Servicing Checklist DTD is as follows:

```
<!-- ***** START OF FILE ***** -->

<!-- SUPPLEMENT NOTICE: This file is made available to provide the user with
a digital representation of the DTD found in Appendix I of MIL-PRF-9977K.
This file is incomplete without MIL-PRF-9977K. -->

<!-- NOTE: The start and end of this file are marked with a row of asterisks.
If these rows are not present the file may not be complete! -->

<!-- MIL-PRF-9977K NATO Stage B Cross-Servicing Checklist (CL1) DTD -->

<!-- The following set of declarations may be referred to by
using a public entity as follows:

<!ENTITY % mcllcl PUBLIC "-//USA-DOD//DTD MIL-PRF-9977K CL1//EN" >
%mcllcl; -->

<!-- NOTE: In order to parse the following DTD subset alone,
append the following statement to the beginning of the file:

    <!DOCTYPE doccllcl [

and the associated ">" to the end of the file. -->

<!-- ENTITY DECLARATIONS -->

<!ENTITY % bodyele "(genproc, airprep)" >

<!ENTITY % mnucbasld PUBLIC "-//USA-DOD//DTD MIL-PRF-9977K NBL//EN" >

<!ENTITY % clno "IGNORE" >

<!ENTITY % m5096cl PUBLIC "-//USA-DOD//DTD MIL-PRF-5096F CL//EN" >

<!ENTITY % frnt "(idinfo, lep, verstat?, contents, foreword, safesum?)" >

<!ENTITY % titles "title" >

<!ENTITY % chap "(%titles;, task+)" >

<!ENTITY % gproc "(%titles;, suppeqdesc, gensafreq, emergproc, airdesc)" >

<!ENTITY % sedesc "(task+)" >

<!ENTITY % gsr "(task+)" >
```

MIL-PRF-9977K(USAF)

APPENDIX I

```

<!ENTITY % ep "(task+)" >
<!ENTITY % adesc "(task+)" >
<!ENTITY % aprep "(%chap;)" >

%m5096cl; %mnucbasld;

<!-- ELEMENT and ATTRIBUTE LIST DECLARATIONS -->

<!ELEMENT doccl1cl - - (front, body) +(pgbrk | brk | subjinfo |
line | modreq | location) >
<!ATTLIST doccl1cl service %service; 'AF'
%docatt;
%secur; >

<!-- ***** END OF FILE ***** -->

```

I.4 DETAILED DESCRIPTION.

I.4.1 Document type definition. The DTD subset within this appendix provides the structure and content of documents prepared in accordance with this specification. The DTD is available in a digital format. See A.5, for information on obtaining the file.

I.4.2 Tag description table. The Tag Description Table provides detailed descriptions of the tags above. It provides the element tagging structure, full element name, tag minimization requirements, element structure, referencing elements, source paragraph, and attribute descriptions unique to the element. See A.5, for information on obtaining this table.

I.4.3 Attribute description table. The Attribute Description Table provides detailed descriptions of the attributes above. See A.5, for information on obtaining this table.

MIL-PRF-9977K(USAF)

APPENDIX J

**NATO Stage B Cross-Servicing Checklist (CL2 and subsequent)
DOCUMENT TYPE DEFINITION (DTD) SUBSET**

J.1 SCOPE.

J.1.1 Scope. The markup tags described herein are based on rules outlined in MIL-PRF-28001 and the Information Processing - Text and Office Systems - Standard Generalized Markup Language (SGML) document, International Organization for Standardization (ISO) 8879, as incorporated in Federal Information Processing Standards (FIPS) PUB 152. The Document Type Definition (DTD) subset within this appendix provides the structure and content of documents prepared in accordance with this specification. Digital copies of the DTD (see J.4.1), Tag Description Table (see J.4.2), and Attribute Description Table (see J.4.3) are available (see A.5). This appendix is a mandatory part of this specification. The information contained herein is intended for compliance.

J.2 APPLICABLE DOCUMENTS.J.2.1 Government documents.

J.2.1.1 Specifications, standards, and handbooks. The following specifications, standards, and handbooks form a part of this document to the extent specified herein. Unless otherwise specified, the issues of these documents are those listed in the issue of the Department of Defense Index of Specifications and Standards (DODISS) and supplement thereto, cited in the solicitation (see 6.2).

SPECIFICATIONS

Military

- | | | |
|---------------|---|--|
| MIL-PRF-28001 | - | Markup Requirements and Generic Style Specification for Electronic Printed Output and Exchange of Text |
|---------------|---|--|

STANDARDS

Federal Information Processing Standards

- | | | |
|--------------|---|---|
| FIPS PUB 152 | - | Standard Generalized Markup Language (SGML) |
|--------------|---|---|

(Unless otherwise indicated, copies of federal and military specifications, standards, and handbooks are available from the Standardization Documents Order Desk, 700 Robbins Avenue, Building 4D, Philadelphia, PA 19111-5094.)

(Copies of FIPS are available to Department of Defense activities from the Standardization Documents Order Desk, 700 Robbins Avenue, Building 4D, Philadelphia, PA 19111-5094. Others must request copies of FIPS from the National Technical Information Service, 5285 Port Royal Road, Springfield, VA 22161-2171.)

MIL-PRF-9977K(USAF)

APPENDIX J

J.3 DOCUMENT TYPE DEFINITION SUBSET.

J.3.1 SGML document type definition subset. Data to be delivered in accordance with this specification shall be SGML tagged using the DTD found in MIL-STD-38784 as modified by the DTD subset in this section. The procedure for accomplishing this is found in MIL-PRF-28001 and FIPS PUB 152 (ISO 8879).

J.3.2 Template document type for NATO Stage B Cross-Servicing Checklist. The DTD subset for the NATO Stage B Cross-Servicing Checklist is as follows:

```
<!-- ***** START OF FILE ***** -->

<!-- SUPPLEMENT NOTICE: This file is made available to provide the user with
a digital representation of the DTD found in Appendix J of MIL-PRF-9977K.
This file is incomplete without MIL-PRF-9977K. -->

<!-- NOTE: The start and end of this file are marked with a row of asterisks.
If these rows are not present the file may not be complete! -->

<!-- MIL-PRF-9977K NATO Stage B Cross-Servicing Checklist (CL2 and subsequent)
DTD -->

<!-- The following set of declarations may be referred to by
using a public entity as follows:

<!ENTITY % mcl2cl PUBLIC "-//USA-DOD//DTD MIL-PRF-9977K CL2//EN" >
%mcl2cl; -->

<!-- NOTE: In order to parse the following DTD subset alone,
append the following statement to the beginning of the file:

    <!DOCTYPE doccl2cl [
and the associated ">" to the end of the file. -->

<!-- ENTITY DECLARATIONS -->

<!ENTITY % mnucbasld PUBLIC "-//USA-DOD//DTD MIL-PRF-9977K NBL//EN" >

<!ENTITY % bodyele "(genproc, loadproc, unloadproc)" >

<!ENTITY % titles "title" >

<!ENTITY % gproc "(%titles;, suppequip, specsafreq) " >

<!ENTITY % lp1 "(%titles;, munitprep, (cartins & storload), postldinsp,
priorlnch)" >

<!ENTITY % unl1 "(%titles;, safing, preunload, unload, fuзерem)" >

<!ENTITY % m5096cl PUBLIC "-//USA-DOD//DTD MIL-PRF-5096F CL//EN" >

<!ENTITY % frnt "(idinfo, lep, verstat?, contents, foreword, safesum?)" >

<!ENTITY % tk1 "(task+)" >
```

MIL-PRF-9977K(USAF)

APPENDIX J

```

<!ENTITY % plaunch "(task+)" >

<!ENTITY % clno "IGNORE">

<!ENTITY % unl2 "(task+)" >

<!ENTITY % ssr "(task+)" >

%m5096cl; %mnucbasld;

<!-- ELEMENT and ATTRIBUTE LIST DECLARATIONS -->

<!ELEMENT   doccl2cl   - - (front, body) +(pgbrk | brk | subjinfo |
<!ATTLIST   doccl2cl   line | modreq | location) >
               service %service; 'AF'
               %docatt;
               %secur; >

<!ELEMENT   fuzerem    - o (task+) >
<!ATTLIST   fuzerem    %para0att; >

<!ELEMENT   loadproc   - o (%lp1;) +(figure | table | foldout) >
<!ATTLIST   loadproc   %chapatt; >

<!ELEMENT   munitprep  - o (task+) >
<!ATTLIST   munitprep  %para0att; >

<!ELEMENT   storload   - o (task+) >
<!ATTLIST   storload   %para0att; >

<!ELEMENT   suppequip  - o (%ssr;) >
<!ATTLIST   suppequip  %sublatt; >

<!-- ***** END OF FILE ***** -->

```

J.4 DETAILED DESCRIPTION.

J.4.1 Document type definition. The DTD subset within this appendix provides the structure and content of documents prepared in accordance with this specification. The DTD is available in a digital format. See A.5, for information on obtaining this file.

J.4.2 Tag description table. The Tag Description Table provides detailed descriptions of the tags above. It provides the element tagging structure, full element name, tag minimization requirements, element structure, referencing elements, source paragraph, and attribute descriptions unique to the element. See A.5, for information on obtaining this table.

J.4.3 Attribute description table. The Attribute Description Table provides detailed descriptions of the attributes above. See A.5, for information on obtaining this table.

MIL-PRF-9977K(USAF)

<u>Subject</u>	<u>INDEX</u>	<u>Paragraph</u>	<u>Page</u>
Acquisition requirements	6.2		46
Acronyms	6.3		48
Applicable documents	2.		2
Bombs/weapons loading procedures	6.5		50
Changes from previous issue	6.20		51
Chapter, section, and paragraph titles	6.6		50
Classification	1.3		1
Coverage	3.2		5
Integrated combat turnaround procedures checklists	3.2.7.3		6
Integrated combat turnaround procedures manual	3.2.5		5
Integrated loading procedures checklists	3.2.7.1		5
Loading procedures checklists	3.2.7		5
NATO Stage B cross-servicing checklists	3.2.7.4		6
Nonnuclear munitions basic information manual	3.2.3		5
Nonnuclear munitions loading procedures manual	3.2.4		5
Nonnuclear munitions loading standard data packages	3.2.6		5
Nonnuclear weapons loading procedures manual (bomber)	3.2.2		5
Nuclear weapons basic information and loading procedures	3.2.1		5
Nuclear weapons loading procedures checklists	3.2.7.2		5
Definitions	6.4		49
Accessory	6.4.1		49
Checklists	6.4.2		49
Integrated Checklist	6.4.3		49
Loading/unloading	6.4.4		49
Munitions	6.4.5		49
Nonnuclear munitions	6.4.6		49
Technical orders	6.4.7		49
Verification	6.4.8		49
Weapons	6.4.9		50
Detail	1.2		1
Development and preparation	3.1		3
Applicability notations	3.1.5		4
Changes to illustrations	3.1.2.1		4
Format	3.1.1		4
Illustrations	3.1.2		4
Location of illustrations	3.1.2.2		4
Nomenclature	3.1.3		4
Nonnuclear munitions loading standard data packages	3.1.6.5		5
Standard switch and indicator light terminology	3.1.6.1		4
Standardization	3.1.6		4
Standardization of cockpit switch safing for aircraft preparation	3.1.6.4		4
Standardization of terms for procedural steps	3.1.6.2		4
Standardization of terms "if applicable" and "if required."	3.1.6.3		4
Warnings, cautions, and notes	3.1.4		4
Emergency procedures	6.7		50
General	2.1		2
General safety requirements	6.8		50

MIL-PRF-9977K(USAF)

<u>Subject</u>	<u>INDEX</u>	<u>Paragraph</u>	<u>Page</u>
Government documents	2.2		2
Other government documents, drawings, and publications	2.2.2		3
Specifications, standards, and handbooks	2.2.1		2
Illustrations	6.9		50
Integrated Combat Turnaround (ICT) procedures	1.4		2
Integrated combat turnaround procedures	6.10		50
Integrated combat turnaround procedures checklist	3.10		41
Arrangement	3.10.1		41
Emergency procedures	3.10.1.3		42
Foreword	3.10.1.1.1		41
Front matter	3.10.1.1		41
Procedures	3.10.1.4		42
Specific briefing requirements	3.10.1.2.1		42
Step completion line or parentheses	3.10.1.5		42
Turnaround crew briefing	3.10.1.2		41
Integrated combat turnaround procedures manual	3.7		28
Aircraft preparation	3.7.2.2.3		30
Aircraft servicing/tank installation/munitions loading	3.7.2.2.7		30
Authorizations/restrictions	3.7.2.1.1.1		29
Chapter 1 - Prepositioning and munition(s) preparation	3.7.2.1		29
Chapter 2 - Servicing/loading	3.7.2.2		30
Cursory inspection	3.7.2.2.2		30
Emergency procedures	3.7.2.1.3		29
Final aircraft preparation	3.7.2.2.8		30
Final cockpit preparation	3.7.2.2.6		30
Foreword	3.7.1.1		29
Front matter	3.7.1		29
General safety requirements	3.7.2.1.2		29
Gun loading	3.7.2.2.5		30
Immediately prior to launch	3.7.2.2.9		30
Munition preparation	3.7.2.1.6		30
Munitions/tanks unloading	3.7.2.2.4		30
Prepositioning/inspection	3.7.2.1.5		30
Scope (ICT procedures manual)	3.7.2.1.1		29
Scope (Chapter 2 - servicing/loading)	3.7.2.2.1		30
Support equipment (SE)	3.7.2.1.4		30
Titles and headings	3.7.2		29
Integrated loading procedures checklists	6.11		50
Intended use	6.1		46
Integrated combat turnaround procedures	6.1.1		46
NATO Stage B	6.1.2		46
Loading procedures checklists	3.9		34
Arrangement	3.9.2		34
Checklist types	3.9.1		34
Column format	3.9.2.4.1.7		41
Detailed requirements	3.9.2.4.1		35
Emergency procedures	3.9.2.3		35

MIL-PRF-9977K(USAF)

<u>Subject</u>	<u>INDEX</u>	<u>Paragraph</u>	<u>Page</u>
Foreword	3.9.2.1.1	35
Front matter	3.9.2.1	35
Headings	3.9.2.4.1.1	35
Illustrations	3.9.2.4.1.4	41
Load crew briefings	3.9.2.2	35
Loading/unloading procedures	3.9.2.4	35
Multicarriage numbering	3.9.2.4.1.9	41
Numbering	3.9.2.4.1.5	41
Procedural steps	3.9.2.4.1.2	35
Specific briefing requirements	3.9.2.2.1	35
Step completion line or parentheses	3.9.2.4.1.6	41
Text	3.9.2.4.1.3	35
Type size	3.9.2.4.1.8	41
Loading procedures checklists	6.12	50
NATO Stage B cross-servicing	1.5	2
NATO Stage B cross-servicing checklist	3.11	42
Aircraft general arrangement	3.11.2.2.4	44
Aircraft preparation	3.11.2.3	44
Applicability notations	3.11.1.4.3	43
Cartridge installation (preinstallation)	3.11.3.3.2	44
Cartridge installation	3.11.3.3.4	45
Checklist (CL-1) arrangement	3.11.2	43
Checklist (CL-2 and subsequent) arrangement	3.11.3	44
Column format	3.11.1.3	42
Emergency procedures	3.11.2.2.3	43
Foreword	3.11.2.1.1	43
Front matter (CL-1)	3.11.2.1	43
Front matter (CL-2 and subsequent)	3.11.3.1	44
Fuze removal	3.11.3.4.4	45
General procedures (CL-1)	3.11.2.2	43
General procedures (CL-2 and subsequent)	3.11.3.2	44
General safety requirements	3.11.2.2.2	43
Illustrations	3.11.1.4.2	42
Immediately prior to launch	3.11.3.3.6	45
Loading	3.11.3.3.3	45
Loading procedures	3.11.3.3	44
Loading procedures checklists	3.11.1	42
Method of presenting procedures	3.11.1.4.1	42
Munitions preparation	3.11.3.3.1	44
Postloading inspection	3.11.3.3.5	45
Presentation of detailed procedures	3.11.1.4	42
Preunloading	3.11.3.4.2	45
Safing	3.11.3.4.1	45
Specific safety requirements	3.11.3.2.2	44
Steps	3.11.1.2	42
Support equipment (SE)	3.11.2.2.1	43
Support equipment (SE)	3.11.3.2.1	44

MIL-PRF-9977K(USAF)

<u>Subject</u>	<u>INDEX</u>	<u>Paragraph</u>	<u>Page</u>
Text	3.11.1.1		42
Unloading	3.11.3.4.3		45
Unloading procedures	3.11.3.4		45
Nonnuclear munitions basic information manual (standard volume)	3.5		22
Chapter 1 - Munitions description	3.5.5		23
Chapter 2 - Suspension equipment description	3.5.6		23
Chapter 3 - Guns and gun pods description	3.5.7		23
Chapter 4 - Support equipment (SE) description	3.5.8		23
Chapter 5 - Supplementary information	3.5.9		23
Chapters 1, 2, 3, 4, and 5 - Description	3.5.4		23
Foldout pages	3.5.2		23
Foreword	3.5.1.1		22
Front matter	3.5.1		22
Illustrations	3.5.3		23
Nonnuclear munitions basic information manual (standard volume)	6.12		50
Nonnuclear munitions loading procedures manual	3.6		23
Aircraft preparation (Chapter 1)	3.6.2.5.1		26
Aircraft preparation (Chapters 2,3,4, etc.)	3.6.3.3.1		27
Applicability notations	3.6.3.1.1		27
Callouts	3.6.3.1.3		27
Cartridge installation (preinstallation)	3.6.3.3.3		28
Cartridge installation	3.6.3.3.5		28
Chapter 1 - Supplementary information	3.6.2		26
Chapter 2, 3, 4, etc. - Loading procedures	3.6.3		27
Delayed flight or alert	3.6.3.3.7		28
Foreword	3.6.1.1		26
Front matter	3.6.1		26
Fuze removal	3.6.3.4.4		28
General	3.6.3.2		27
Identifying changed, added, or deleted material	3.6.3.1.5		27
Illustrations	3.6.3.1.2		27
Immediately prior to launch	3.6.3.3.8		28
Installed accessory preparation	3.6.2.5.2		26
Loading	3.6.3.3.4		28
Loading procedures	3.6.3.3		27
Method of presentation	3.6.3.1		27
Munitions preparation	3.6.3.3.2		27
Page identification	3.6.3.1.4		27
Postloading inspection	3.6.3.3.6		28
Preunloading	3.6.3.4.2		28
Safing	3.6.3.4.1		28
Scope	3.6.3.2.1		27
Section I - General safety requirements	3.6.2.1		26
Section II - Emergency procedures	3.6.2.2		26
Section III - Aircraft description and general arrangement	3.6.2.3		26
Section IV - General procedures	3.6.2.4		26
Section V - Aircraft preparation	3.6.2.5		26

MIL-PRF-9977K(USAF)

<u>Subject</u>	<u>INDEX</u>	<u>Paragraph</u>	<u>Page</u>
Section VI - Functional checks	3.6.2.6		26
Section VII - Stray voltage checks	3.6.2.7		26
Specific safety requirements	3.6.3.2.3		27
Support equipment (SE)	3.6.3.2.2		27
System requirements	3.6.2.6.1		26
Titles and headings	3.6.3.1.6		27
Unloading	3.6.3.4.3		28
Unloading procedures	3.6.3.4		28
Nonnuclear munitions loading standard data packages	3.8		30
Aircraft preparation	3.8.2.3.3		31
Arrangement	3.8.2		31
Bomb fuzes	3.8.2.2.1		31
Cartridge installation (preinstallation)	3.8.2.3.5		31
Cartridge installation	3.8.2.3.7		33
Cover page	3.8.2.1.1		31
Delayed flight or alert	3.8.2.3.9		33
Front matter	3.8.2.1		31
Fuze removal	3.8.2.4.4		34
Immediately prior to launch	3.8.2.3.10		33
List of effective pages	3.8.2.1.2		31
Loading	3.8.2.3.6		31
Munitions description	3.8.2.2		31
Munitions preparation	3.8.2.3.4		31
Nomenclature	3.8.2.2.2		31
Numbering	3.8.1		30
Postloading inspection	3.8.2.3.8		33
Preunloading	3.8.2.4.2		33
Safing	3.8.2.4.1		33
Specific safety requirements	3.8.2.3.2		31
Standard munitions loading procedures	3.8.2.3		31
Standard munitions unloading procedures	3.8.2.4		33
Support equipment (SE)	3.8.2.3.1		31
Unloading	3.8.2.4.3		34
Nuclear weapons basic information and loading procedures (fighter)	3.3		6
Aircraft preparation (loading and stray voltage checks)	3.3.2.7.1		7
Aircraft preparation	3.3.3.3.1		17
Applicability notations	3.3.3.1.1		14
Callouts	3.3.3.1.3		14
Cartridge installation (preinstallation)	3.3.3.3.3		19
Cartridge installation	3.3.3.3.5		19
Chapter 1 - Basic information	3.3.2		7
Chapter 2 - Bombs/weapons loading procedures	3.3.3		14
Chapter 3 - Practice bomb loading procedures	3.3.4		20
Delayed flight or alert	3.3.3.3.7		19
Deployment	3.3.3.5.1		20
Ferry procedures	3.3.3.5		20
Foreword	3.3.1.1		6

MIL-PRF-9977K(USAF)

<u>Subject</u>	<u>INDEX</u>	<u>Paragraph</u>	<u>Page</u>
Front matter	3.3.1		6
General (bombs/weapons loading procedures)	3.3.3.2		17
General (practice bomb loading procedures)	3.3.4.1		20
Identifying changed, added, or deleted material	3.3.3.1.5		17
Illustrations	3.3.3.1.2		14
Immediately prior to launch	3.3.3.3.8		19
Installed accessory preparation	3.3.2.7.2		7
Loading	3.3.3.3.4		19
Loading procedures (bombs/weapons)	3.3.3.3		17
Loading procedures (practice bombs)	3.3.4.2		20
Method of presentation	3.3.3.1		14
Nonstrike to strike	3.3.3.5.3		20
Page identification	3.3.3.1.4		14
Postloading inspection	3.3.3.3.6		19
Preunloading	3.3.3.4.2		20
Safing	3.3.3.4.1		20
Scope	3.3.3.2.1		17
Section I - General safety requirements	3.3.2.1		7
Section II - Emergency procedures	3.3.2.2		7
Section III - Aircraft description and general arrangement	3.3.2.3		7
Section IV - Support Equipment (SE) description	3.3.2.4		7
Section IX - Stray voltage checks	3.3.2.9		14
Section V - Bomb/weapon descriptions	3.3.2.5		7
Section VI - General procedures	3.3.2.6		7
Section VII - Aircraft preparation	3.3.2.7		7
Section VIII - Flight Circuit Test (FCT)/Functional checks	3.3.2.8		14
Specific safety requirements	3.3.3.2.3		17
Strike to nonstrike	3.3.3.5.2		20
Support Equipment (SE)	3.3.3.2.2		17
System requirements	3.3.2.8.1		14
Titles and headings	3.3.3.1.6		17
Unloading	3.3.3.4.3		20
Unloading procedures (bombs/weapons)	3.3.3.4		19
Unloading procedures (practice bombs)	3.3.4.3		20
Weapons (munitions) preparation	3.3.3.3.2		17
Nuclear weapons loading procedures manual	3.4		20
Chapter () - Supplemental loading information	3.4.6		22
Chapter 1 - General support information	3.4.4		21
Chapter 2, 3, etc. - Loading operations	3.4.5		21
Foreword	3.4.1.1		21
Front matter	3.4.1		21
Illustrations	3.4.2		21
Job-oriented procedures	3.4.5.1		21
Text	3.4.3		21
Nuclear weapons support equipment	6.13		50
Obtaining files	A.5		58
File Transfer Protocol (FTP)	A.5.1.1		59

MIL-PRF-9977K(USAF)

<u>Subject</u>	<u>INDEX</u>	<u>Paragraph</u>	<u>Page</u>
Obtaining files	A.5.1		58
World wide web (WWW)	A.5.1.2		59
Order of precedence	2.3		3
Packaging	5.1		46
Requirements	3.		3
Scope	1.1		1
Source data	6.14		50
Standard data packages	6.15		51
Subject term (key word) listing	6.19		51
System safety engineering analysis	6.16		50
Technical manuals	6.17		51
Verification	4.1		45
Compliance	4.1.2		46
Minimum verification requirements	4.1.1		46
Withdrawal distances	6.18		51

Custodian:
Air Force - 16

Preparing Activity:
Air Force - 16

Review Activities:
Air Force - 01, 10, 11, 70, 71,
79, 80, 82, 84, 99

(Project TMSS - F628)

STANDARDIZATION DOCUMENT IMPROVEMENT PROPOSAL

INSTRUCTIONS

1. The preparing activity must complete blocks 1, 2, 3, and 8. In block 1, both the document number and revision letter should be given.
2. The submitter of this form must complete blocks 4, 5, 6, and 7.
3. The preparing activity must provide a reply within 30 days from receipt of the form.

NOTE: This form may not be used to request copies of documents, nor to request waivers, or clarification of requirements on current contracts. Comments submitted on this form do not constitute or imply authorization to waive any portion of the referenced document(s) or to amend contractual requirements.

I RECOMMEND A CHANGE:

1. DOCUMENT NUMBER
MIL-PRF-9977K(USAF)

2. DOCUMENT DATE (YYMMDD)
96/05/01

3. DOCUMENT TITLE

Performance Specification, Manuals, Tech & Chklsts:Mun/Wpns & Strd Data Pkg Loading Procedures, Nonnuclear and Nuclear

4. NATURE OF CHANGE *(Identify paragraph number and include proposed rewrite, if possible. Attach extra sheets as needed.)*

5. REASON FOR RECOMMENDATION

6. SUBMITTER

a. NAME *(Last, First, Middle Initial)*

b. ORGANIZATION

c. ADDRESS *(include Zip Code)*

d. TELEPHONE *(Include Area Code)*

e. DATE SUBMITTED
(YYMMDD)

(1) Commercial

(2) AUTOVON
(If applicable)

8. PREPARING ACTIVITY

a. NAME

Det 2, HQ ESC/AV-2C

b. TELEPHONE *(Include Area Code)*

(1) Commercial

(513) 257-3085

(2) AUTOVON

787-3085

c. ADDRESS *(Include Zip Code)*

4027 Col Glenn Hwy, Suite 300
Dayton, OH 45431-1672

IF YOU DO NOT RECEIVE A REPLY WITHIN 45 DAYS, CONTACT:

Defense Quality and Standardization Office
5203 Leesburg Pike, Suite 1403, Falls Church, VA 22041-3466
Telephone (703) 756-2340 AUTOVON 289-2340


INSTRUCTIONS: In a continuing effort to make our standardization documents better, the DoD provides this form for use in submitting comments and suggestions for improvement. All users of military standardization documents are invited to provide suggestions. This form may be detached, folded along the lines indicated, taped along the loose edges (*DO NOT STAPLE*), and mailed. In block 5, be as specific as possible about particular problem areas such as wording which required interpretation, was too rigid, restrictive, loose, ambiguous, or was incompatible, and give proposed wording changes which would alleviate the problems. Enter in block 6 any remarks not related to a specific paragraph of the document. If block 7 is filled out, an acknowledgement will be mailed to you within 30 days to let you know that your comments were received and are being considered.

NOTE: This form may not be used to request copies of documents, nor to request waivers, deviations, or clarifications of specification requirements on current contracts. Comments submitted on this form do not constitute or imply authorization to waive any portion of the referenced document or to amend contractual requirements.

(Fold along this line)

(Fold along this line)

DEPARTMENT OF THE AIR FORCE



NO POSTAGE
NECESSARY
IF MAILED
IN THE
UNITED STATES

OFFICIAL BUSINESS
PENALTY FOR PRIVATE USE
\$300

BUSINESS REPLY MAIL

FIRST CLASS

PERMIT NO. 73236

WASHINGTON D.C.

POSTAGE WILL BE PAID BY THE DEPARTMENT OF THE AIR FORCE

Det 2, HQ ESC/AV-2C
4027 Col Glenn Hwy, Suite 300
Dayton, OH 45433-1672

