

INCH-POUND

MIL-PRF-2939G  
w/INT AMENDMENT 1  
09 May 2012  
-----  
USED IN LIEU OF  
MIL-PRF-2939G  
20 July 2001

## PERFORMANCE SPECIFICATION

COOLING COILS, AIR, DUCT TYPE AND GRAVITY TYPE,  
NAVAL SHIPBOARD ENVIRONMENTAL CONTROL SYSTEMS

This specification is approved for use by the Naval Sea Systems Command, Department of the Navy, and is available for use by all Departments and Agencies of the Department of Defense.

## 1. SCOPE

1.1 Scope. This specification covers duct type and gravity type air cooling coils for use in Naval shipboard environmental control systems.

1.2 Classification. Air cooling coils are of the following classes, sizes, and compositions, as specified (see 6.2).

Class 1 - Chilled water (DW), duct mounted  
Class 3 - Chilled Water (GW), gravity

Sizes: Class 1 - 61-68  
Class 3 - 1G, 3G, 5G

Composition M - Magnetic  
N - Nonmagnetic

## 2. APPLICABLE DOCUMENTS

2.1 General. The documents listed in this section are specified in sections 3 and 4 of this specification. This section does not include documents cited in other sections of this specification or recommended for additional information or as examples. While every effort has been made to ensure the completeness of this list, document users are cautioned that they must meet all specified requirements documents cited in sections 3 and 4 of this specification, whether or not they are listed.

Comments, suggestions, or questions on this document should be addressed to:  
Commander, Naval Sea Systems Command, ATTN: SEA 05S, 1333 Isaac Hull Avenue, SE, Stop 5160, Washington Navy Yard DC 20376-5160 or emailed to [CommandStandards@navy.mil](mailto:CommandStandards@navy.mil), with the subject line "Document Comment". Since contact information can change, you may want to verify the currency of this address information using the ASSIST Online database at <https://assist.dla.mil>.

MIL-PRF-2939G  
w/INT AMENDMENT 1

2.2 Government documents.

2.2.1 Specifications, standards, and handbooks.

The following specifications, standards, and handbooks form a part of this document to the extent specified herein. Unless otherwise specified, the issues of these documents are those listed in the issue of the Department of Defense Index of Specifications and Standards (DODISS) and supplement thereto, cited in the solicitation (see 6.2).

SPECIFICATIONS

DEPARTMENT OF DEFENSE

MIL-S-901	Shock Tests HI (High Impact); Shipboard Machinery, Equipment, and Systems, Requirements for
MIL-STD-167-1	Mechanical Vibrations of Shipboard Equipment, (Type I - Environmental and Type II - Internally Excited)
MIL-STD-2142	Magnetic Silencing Characteristics, Measurement of

(Unless otherwise indicated, copies of the above specifications, standards, and handbooks are available from the Standardization Documents Order Desk, 700 Robbins Avenue, Building 4D, Philadelphia, PA 19111-5094.)

2.2.2 Other Government documents, drawings, and publications.

The following other Government documents, drawings, and publications form a part of this document to the extent specified herein. Unless otherwise specified, the issues are those cited in the solicitation.

PUBLICATIONS

NAVSEA TECHNICAL PUBLICATION S9074-AR-GIB-010/278 - Requirements for Fabrication, Welding and Inspection, Casting Inspection and Repair for Machinery, Piping and Pressure Vessels

(Unless otherwise indicated, copies of the above publication are available from the Naval Publications and Forms Center, Standardization Documents Order Desk, 700 Robbins Avenue, Building 4D, Philadelphia, PA 19111-5094.)

DRAWINGS

NAVSEA drawing 803-6397313	Cooling coils, air, class I, duct mounted, chilled water, sizes 61 through 66
NAVSEA drawing 803-6397314	Cooling coils, air, class I, duct mounted, chilled water, sizes 67 and 68
NAVSEA drawing S3803-532636	Gravity Coils, sizes 1, 2, and 3

(These drawings may be obtained from: Commander, Portsmouth Naval Shipyard, Naval Engineering Drawing Support Activity, Code 202.2 Portsmouth, NH 03804- 5000.)

MIL-PRF-2939G  
w/INT AMENDMENT 1

2.3 Non-government publications. The following document(s) form a part of this document to the extent specified herein. Unless otherwise specified, the issues of the documents which are DOD adopted are those listed in the issue of the DODISS cited in the solicitation. Unless otherwise specified, the issues of documents not listed in the DODISS are the issues of the documents cited in the solicitation (see 6.2).

AIR CONDITIONING AND REFRIGERATION INSTITUTE (ARI)

410                      Forced Circulation Air Cooling and Air Heating Coils.

(Application for copies should be addressed to the Air Conditioning and Refrigeration Institute, 1501 Wilson Boulevard, Suite 600, Arlington, VA 22209.)

AMERICAN SOCIETY OF HEATING, REFRIGERATING AND AIR CONDITIONING ENGINEERS, INC. (ASHRAE)

25                      Methods of Testing for Forced connection and Natural  
Convection Air Louvers for Refrigeration

33                      Methods of Testing Forced Circulation Air Cooling and Air Heating  
Coils

(Application for copies should be addressed to the American Society of Heating, Refrigerating and Air Conditioning Engineers, Inc., 1791 Tullie Circle NE, Atlanta, GA 30329.)

AMERICAN SOCIETY OF MECHANICAL ENGINEERS (ASME)

Boiler and Pressure Vessel Code  
Section VIII, Division 1 - Pressure Vessels

(Application for copies should be addressed to the American Society of Mechanical Engineers, 345 East 47th Street, New York, NY 10017.)

AMERICAN SOCIETY FOR TESTING AND MATERIALS (ASTM)

ASTM F 593            Standard Specification for Stainless Steel Bolts, Hex Cap  
Screws, and Studs. (DoD adopted)

ASTM F 594            Standard Specification for Stainless Steel Nuts. (DoD adopted)

ASTM F 1166          Standard Practice for Human Engineering Design for Marine  
Systems, Equipment and Facilities

(Application for copies should be addressed to the American Society for Testing and Materials, 1916 Race Street, Philadelphia, PA 19103.)

MIL-PRF-2939G  
w/INT AMENDMENT 1

AMERICAN WELDING SOCIETY (AWS)

- B2.1-84 Welding Procedure & Performance Qualifications, Standard
- B2.2-91 Procedure and Performance Qualifications & Performance Quality,  
Standard Brazing

(Applications for copies should be addressed to the American Welding Society (550 NW LeJeune Road, Miami, FL 33216.)

SHEET METAL AND AIR CONDITIONING CONTRACTORS' NATIONAL ASSOCIATION, INC. (SMACNA)

Eads, William G., Testing, Balancing and Adjusting of Environmental Systems, Sheet Metal and Air Conditioning Contractors' National Association, Inc., Vienna, VA, 1981.

(Application for copies should be addressed to the Sheet Metal and Air Conditioning Contractors' National Association, Inc., 8224 Old Courthouse Road, Tysons Corner, Vienna, VA 22180.)

2.4 Order of precedence. In the event of a conflict between the text of this document and the references cited herein, the text of this document takes precedence. Nothing in this document, however, supersedes applicable laws and regulations unless a specific exemption has been obtained.

### 3. REQUIREMENTS

3.1 First article. A sample shall be subjected to first article inspection (see 6.3) in accordance with 4.2.

3.2 Materials. Materials shall be corrosion-resistant or material shall be protected against corrosion after fabrication. Material degraded during the fabrication process shall be normalized to restore any recoverable properties before being assembled in any filter. Selected materials shall be capable of meeting all of the operational and environmental requirements specified herein.

3.2.1 Hazardous materials. Materials for use in the construction of cooling coils shall have no effect on the health of personnel when the materials are used for their intended purpose. Regardless of other requirements, materials and parts containing asbestos, cadmium, lithium, mercury, or radioactive material shall not be used.

3.2.2 Fasteners. Material for all bolts, nuts, studs, screws and similar fasteners shall be corrosion-resistant, passivated, or of a material rendered resistant to corrosion. Sheet metal screws shall not be used. Galling shall be prevented. Tapped holes shall be reinforced where shearing of thread can occur.

3.2.3 Dissimilar metals. Cooling coils shall not be degraded due to electrolysis (see 6.6).

3.2.4 Nonmagnetic material. When nonmagnetic cooling coils are specified

MIL-PRF-2939G  
w/INT AMENDMENT 1

(see 6.2), parts shall be fabricated of nonmagnetic material which has a permeability of less than 2.0 (Air = 1.0) after fabrication.

3.2.5 Recovered materials. Unless otherwise specified herein, all equipment, material, and articles incorporated in the products covered by this specification shall be new and may be fabricated using recycled, recovered or environmentally preferable materials. Recycled, recovered, or environmentally preferable materials should be used to the maximum extent possible, provided that the material meets or exceeds the operational and maintenance requirements and promotes economically advantageous life cycle costs. None of the above shall be interpreted to mean that the use of used or rebuilt products is allowed under this specification unless otherwise expressly stipulated.


3.3 Painting. Equipment and component items shall be delivered with the manufacturer's standard finish, except as to comply with the requirements of 3.2.

3.4 Welding and allied processes. Surfaces of parts to be welded or brazed shall be free from rust, scale, paint, grease, and other foreign matter. Welding and allied processes shall be performed by personnel certified to American Welding Society standards. NAVSEA Technical Publication S9074-ARGIB-010/278 may be used for guidance.

3.5 Identification. Each type of cooling coil shall be provided with a permanently attached corrosion-resistant identification plate. Attachment method shall be corrosion-resistant. The plate shall contain the following information.

- a. Nomenclature (U.S. Navy Standard Cooling Unit).
- b. Size (see 3.13.2).
- c. Part or identifying number (see 3.5.1).
- d. Manufacturer's part number, name, and address.

3.5.1 Part or identifying number (PIN). Cooling coils should be identified by a code number arranged sequentially by specification number, class, size, and composition as defined in 1.2 and the following example:



3.6 Interchangeability. In no case shall parts be physically interchangeable or reversible unless such parts are also interchangeable or reversible with regard to function, performance, and strength.

3.7 Operating life. The equipment shall have an operating life of 40 years.

MIL-PRF-2939G  
w/INT AMENDMENT 13.8 Reliability.

Reliability shall meet the specified values (see 6.2 and appendix C).

3.9 Workmanship. The cooling coils shall be free from defects that affect appearance and operation.

3.10 Human engineering. The cooling coils shall be arranged so as to achieve safe, reliable, and effective performance by the operator and maintenance personnel and to optimize personnel skill requirements. ASTM F-1166 may be utilized as a guideline in applying human engineering design criteria for the cooling coils.

3.11 Maintainability. The cooling coils shall be constructed so that (see 6.2):

- a. The leading edges of the cooling elements can stand wire brushing for cleaning without bending.
- b. Without bending of the cooling element or other damage to the cooling coil, the coil can be cleaned by a pressure driven washer at pressures up to 1000 lb/in<sup>2</sup> at a flow rate of 2.2 gallons per minute using an environmentally safe cleaning mixture.
- c. The condensate system can be cleaned without disassembly of the cooling coil.
- d. The cooling coil is drainable to prevent freezing when subject to air below 32°F. The water shall drain to the cooling coil condensate system.
- e. The cooling coil is capable of being vented of air. Any water coming from the vent shall be collected by the cooling coil condensate system.

3.12 General shipboard design conditions. General shipboard design characteristics shall be as follows:

- a. Entering dry bulb (DB) temperatures of 75°F minimum to 105°F maximum.
- b. Entering wet bulb (WB) temperatures of 59°F minimum to 102°F maximum.
- c. Entering chilled water temperature of 45°F.
- d. Chilled water flow rate of 3.6 gallons per minute per ton of refrigeration.
- e. Replenishment air introduced to duct type cooling coil is sea air at 40°F to 105°F dry bulb.
- f. The cooling coil shall perform, and condensate shall drain, without degradation, when the coil is subjected to a permanent tilt of 15 degrees in any direction.

3.12.1 Shock. Unless otherwise specified in 6.2, cooling coils shall meet the shock requirements of MIL-S-901 grade A, class I equipment.

3.12.2 Vibration. Cooling coils shall meet the environmental vibration requirements of MIL-STD-167-1.

3.13 Cooling coils. Duct mounted type.

3.13.1 General design.

The cooling coils supplied under this specification shall use chilled water for

MIL-PRF-2939G  
w/INT AMENDMENT 1

the cooling and dehumidification of air. The cooling coils shall be built as a single unit consisting of supporting framework, drain pan, and cooling element. Each cooling coil shall be ready for installation and connection to the appropriate water supply and return lines and condensate drainage piping. The following drawings define cooling coil interfaces and principal dimensions for replaceability and may be used for guidance. NAVSEA drawings 803-6397313 - Cooling coils, air, class I, duct-mounted, chilled water, sizes 61 through 66 and 803-6397314 - Cooling coils, air, class I, duct mounted, chilled water, sizes 67 and 68.

3.13.2 Sizes. Sizes of cooling coils shall be limited to those listed in table I.

TABLE I. Chilled Water Cooling Coil Capacities (Nominal).

Coil Size	Airflow ft <sup>3</sup> /min Velocity (ft/min)	Leaving air temperatures in DB/WB	Capacity MBH
61	280 (491)	58.6/56.8	9.02
62	450 (500)	56.9/55.3	16.47
63	670 (496)	55.3/53.8	27.26
64	975 (488)	55.2/53.7	39.97
65	1450 (485)	53.1/52.5	63.44
66	2500 (500)	52.7/52.1	112.20
67	3800 (507)	51.1/50.8	183.60
68	5000 (500)	51.1/50.9	240.70

The cooling coils shall perform in the total range specified in appendix A. For test purposes, cooling coils are tested either in accordance with table I or for conditions from appendix A as specified by contracting activity (See 6.2).

3.13.3 Capacity. The capacity of the chilled water cooling coils shall be not less than the capacities listed in table I for the following conditions: entering water temperature equals 45°F, leaving water temperature equals 51.67°F, gallons per minute (gal/min) per ton of cooling equals 3.6, and entering air temperature equals 80°F dry bulb (DB) 67°F wet bulb (WB). Capacity shall be based on counter flow of water and air streams.

3.13.4 Performance Range. The performance range of the cooling coil shall be in accordance with table II. In lieu of the conditions specified in table I, the contracting activity may substitute the conditions in appendix A (see 6.2). In the performance range stated in table II and the Nominal Capacity in table I the air pressure drop in inches of water for the air passing through the coil shall be in accordance with figures 1 and 2. The water pressure drop in feet of water of the cooling water passing through the coil shall be in accordance with figures 3 and 4.

3.13.5 Physical dimensions. Mounting dimensions, duct connection

MIL-PRF-2939G  
w/INT AMENDMENT 1

dimensions, width, and depth dimensions shall be in accordance with table III.

3.13.6 Air tightness. The cooling coil, when connected to ductwork, shall be airtight when subjected to an air pressure of 4 inches water gauge within the duct system.

3.13.7 Water Tightness. Cooling coils shall not leak water.

3.13.8 Air distribution. The outlet air flow of the cooling coil shall be uniform across the face of the coil shown on table III.

3.13.9 Water flow. Water flow in tubes or other flow devices shall be turbulent throughout its performance range. Turbuspirals or other devices may be used to achieve this requirement. If turbospirals are used they shall have a uniform pitch of at least 16 turns per linear foot of tube and shall fit securely against the inside surface of each tube.



MIL-PRF-2939G  
w/INT AMENDMENT 1

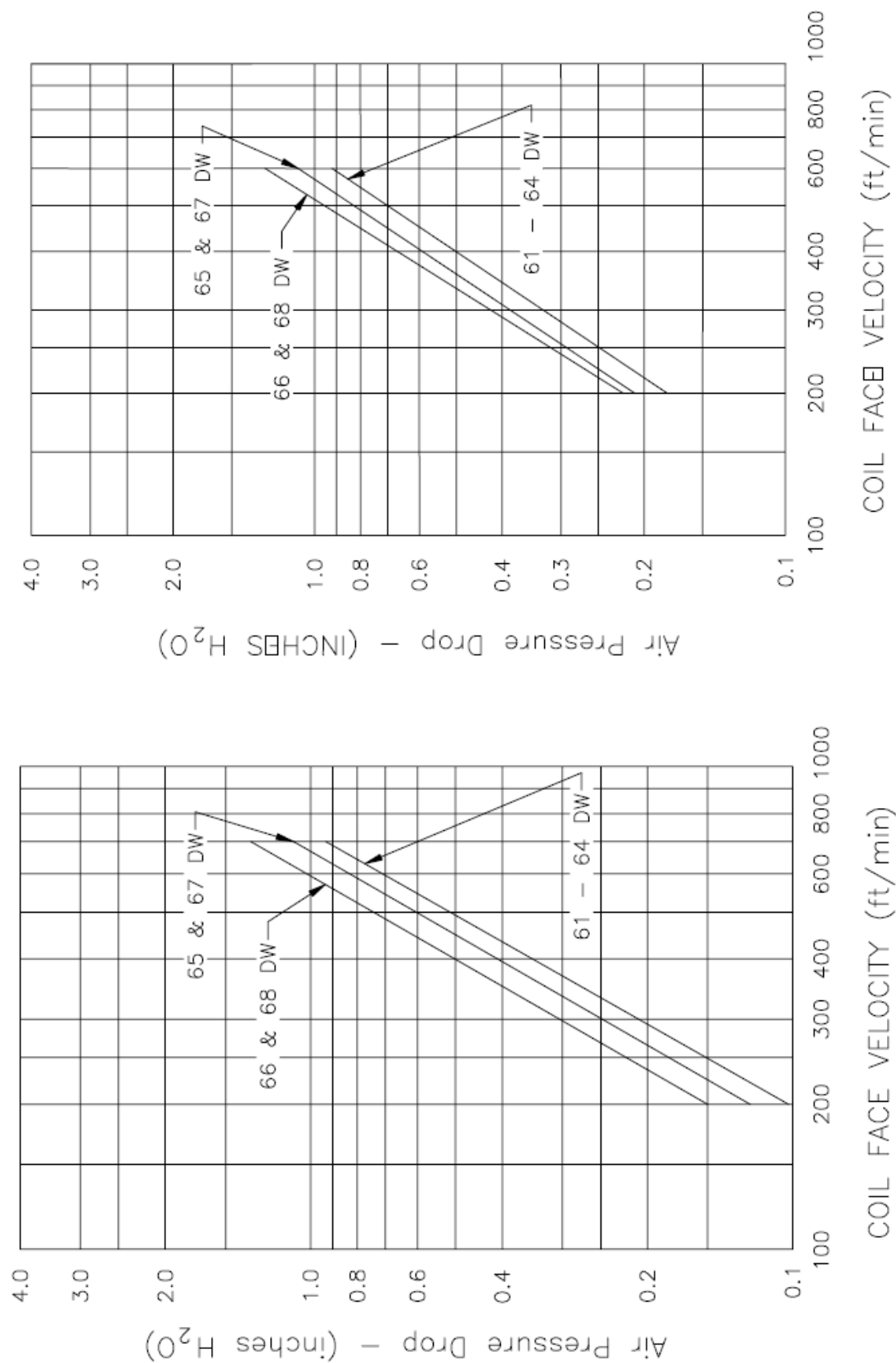


FIGURE 2. Air Pressure Drop, 60 DW Series (Wet)

FIGURE 1. Air Pressure Drop, 60 DW Series (Dry)

MIL-PRF-2939G  
w/INT AMENDMENT 1

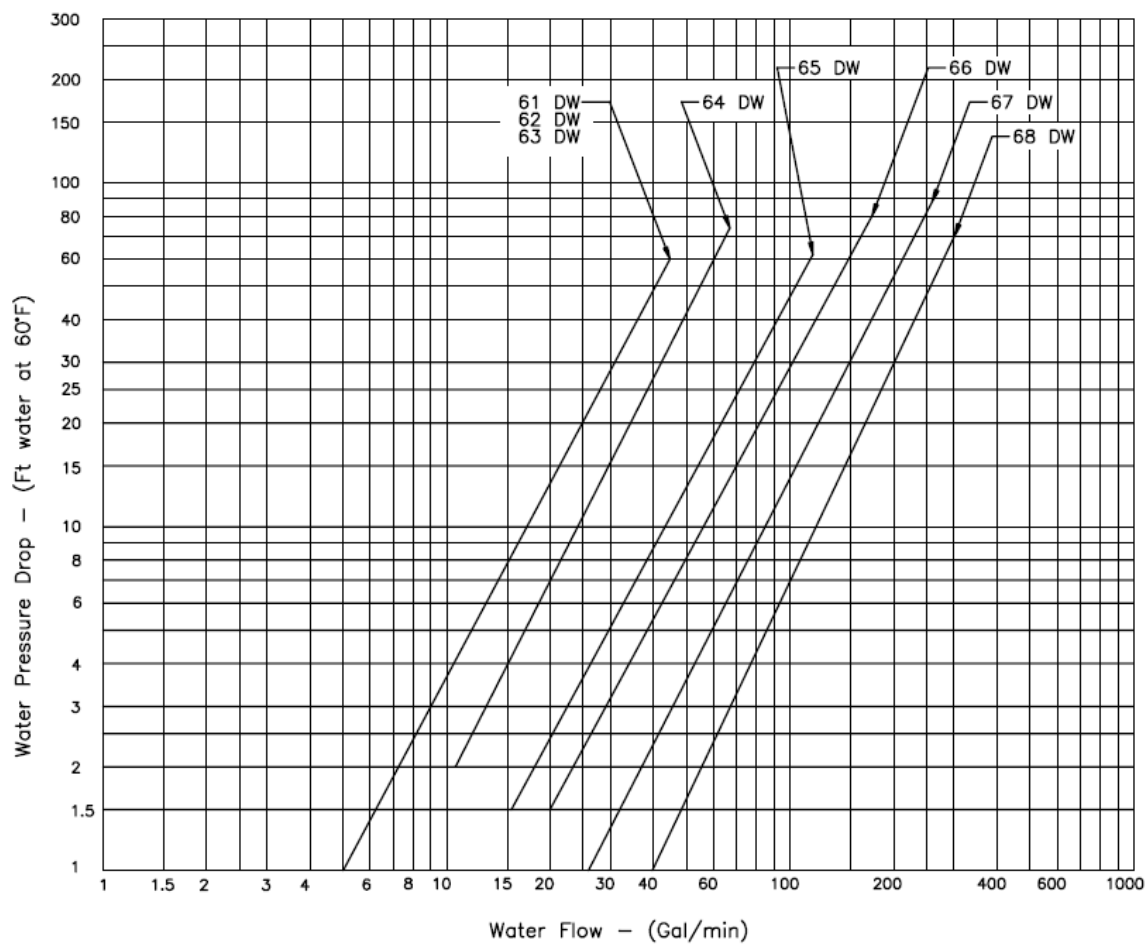


FIGURE 3. Water Pressure Drop, 60 DW Series (High Range).

MIL-PRF-2939G  
w/INT AMENDMENT 1

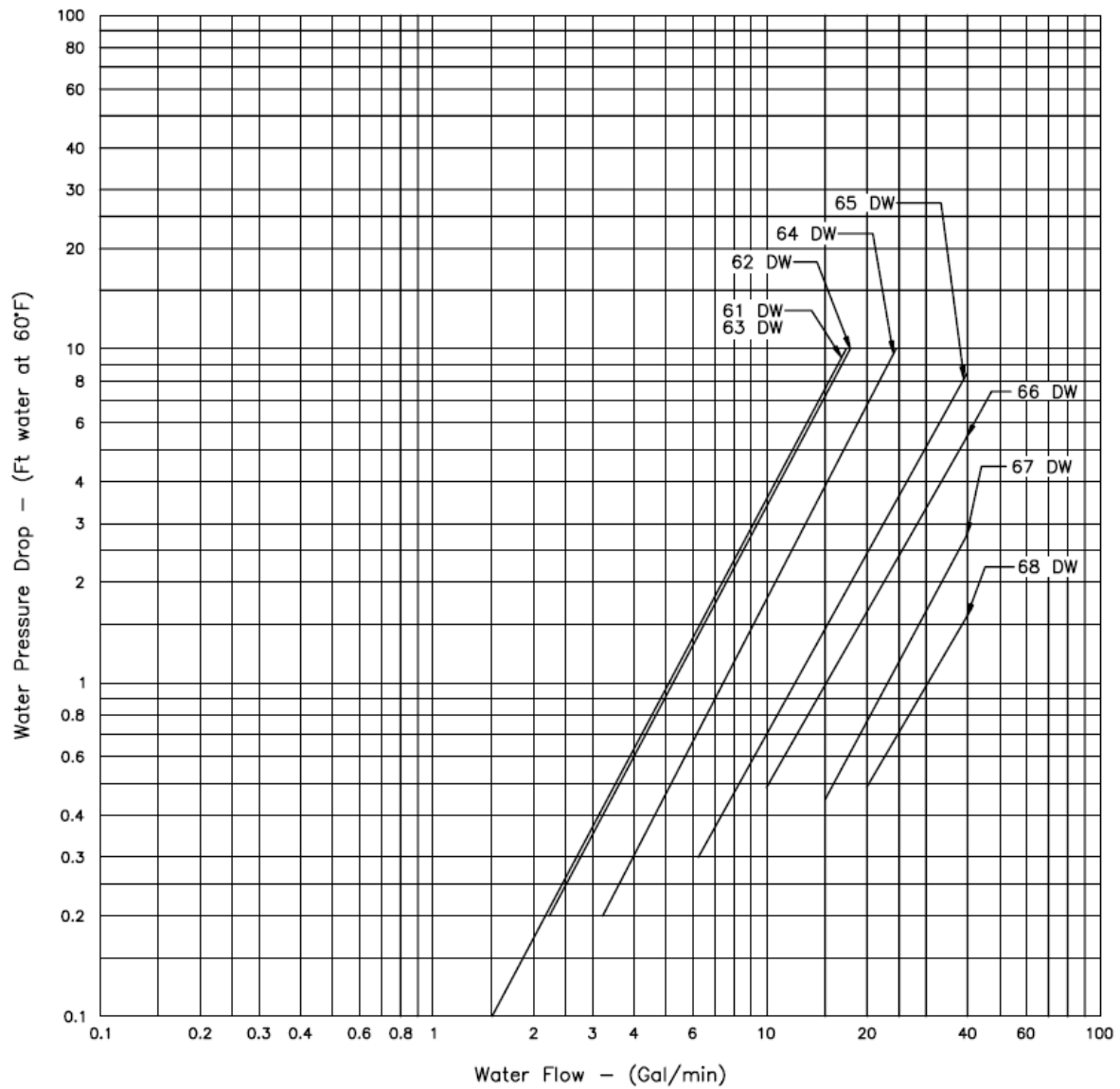


FIGURE 4. Water Pressure Drop, 60 DW Series (Low Range).

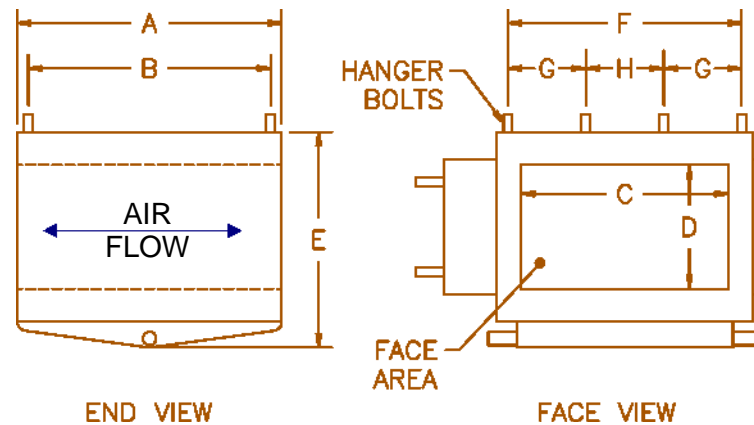
TABLE II. 60 DW Series Performance Range.

EDB (°F)		75	80	85	90	95	100	105
EWB Range (°F)		59-72	61-77	63-82	65-87	67-92	69-97	71-102
Coil Size	Airflow Range (CFM)	Range of Total Load (MBH)						
61	160-360	3.55-15.47	4.09-21.05	4.82-27.31	5.56-34.35	6.30-42.27	7.03-51.18	7.77-61.23
62	240-555	5.63-27.97	6.79-37.29	7.95-47.73	9.11-59.45	10.27-72.64	11.81-87.5	13.22-104.2
63	390-830	9.61-45.38	11.51-59.58	13.40-75.46	15.29-93.28	17.76-113.3	20.01-135.9	22.38-161.3
64	525-1125	13.03-62.90	15.57-82.27	18.11-103.9	20.64-128.3	24.10-155.6	27.16-186.4	30.40-221.2
65	850-1750	23.59-105.7	28.11-138.2	33.44-174.2	38.51-215.2	43.81-261.1	49.38-312.8	55.22-371.1
66	1300-2700	37.45-175.8	45.63-228.2	53.34-286.8	61.37-352.6	69.75-426.6	78.54-510.1	87.79-604.5
67	2200-4200	62.87-271.6	76.44-352.7	89.29-443.4	102.7-545.2	116.7-659.8	131.4-788.9	146.8-935.0
68	2500-5500	72.10-356.7	87.92-463.1	102.8-582.1	118.3-715.7	134.4-866.0	151.4-1035.5	169.2-1227.2

MIL-PRF-2939G  
w/INT AMENDMENT 1

TABLE III. Physical Dimensions.

Size	Face Area sq ft	Dry Wt Max Lbs.	A In.	B In.	C In.	D In.	E In.	F In.	G In.	H In.
61	.57	106	15	13.75	11.75	7.0	12.12	13.25	x	x
62	.90	118	15	13.75	14.00	9.25	14.38	15.50	x	x
63	1.35	169	15	13.75	21.00	9.25	14.38	22.50	x	x
64	2.00	212	15	13.75	25.00	11.5	16.62	26.50	x	x
65	3.00	280	15	13.75	31.5	13.75	18.88	33.0	16.5	x
66	5.00	404	15	13.75	39.5	18.25	23.38	41.0	13.68	13.62
67	7.50	766	17.63	16.	39.5	28.44	34.25	41.12	13.75	13.62
68	10.0	830	17.63	16.	39.5	37.44	43.25	41.12	13.75	13.62



## Class 1 Cooling Coil Interface Dimensions

3.13.10 Headers. The cooling coils shall have a supply header and a return header. The headers shall be enclosed within the coil end cover but not in the air stream. The headers shall be secure to the coil end cover to relieve the header joints from stresses due to external pipe whip. The supply and return connections to the chilled water system shall be union connections or other connections meeting the flexibility and strength requirements of union type connections. Connections shall be rated for a service pressure of 300 pounds per square inch.

3.13.11 Hangers. Hangers shall have a tensile strength of a least 85,000 pounds per square inch and a yield strength of at least 35,000 pounds per square inch.

3.13.12 Cooling element support. Intermediate supports shall be provided for the cooling elements as necessary to prevent piping from sagging, and to satisfy vibration and shock requirements.

3.13.13 Coil baffle. Baffles or other means shall be built into the cooling coil to prevent condensate draining to the coil bottom from being blown into connecting ductwork.

MIL-PRF-2939G  
w/INT AMENDMENT 1

3.13.14 Cooling element. The cooling element shall be of the extended surface type. Tubes shall be not less than .625-inch OD. The number of rows in direction of air flow shall not be less than six. Tubes when passing through supports shall be protected from wear due to shipboard vibration and thermal expansion and contraction of the tubes. In order to suit interface and replaceability considerations, guidance in determining circuiting of cooling element shall be obtained from drawings 803-6397313 and 803-6397314 for the sizes specified.

3.13.15 Fins. Fins, if used, shall be of the continuous plate type and shall be uniformly spaced with the number of fins per linear inch of tube not less than 8 or more than 8-1/2. The fins shall be in positive contact with the tubes.

3.13.16 Brazing. Piping connections shall be brazed. Brazing and allied processes shall be performed by personnel certified to American Welding Society standards. NAVSEA Technical Publication S9074-AR-GIB-010/278 may be used for guidance.

3.13.17 Intermediate and bottom drain pans. When an intermediate drain pan is required, drain tubes shall be used to drain the intermediate drain pan into the bottom drain pan. Baffles are required as specified in 3.13.13. Drain pans shall be integral parts of the cooling coil. A one-inch ID drain connection, suitable for hose connections, shall be provided at each end of the bottom drain pan.

3.13.18 End covers and access panels. End covers and access covers, if required, shall meet the requirements of 3.13.6.

3.13.19 Bolt holes. In order to suit interface and replaceability considerations, boltholes in casing flanges shall be spaced from the corner holes on 3-inch centers. Where space between the centerline and the adjacent boltholes exceeds 2 inches, locate a hole on centerline. Mounting holes shall be threaded 0.375 x 16 NC.

3.13.20 U-bends. If U-bends are used, bending of the tube material shall not reduce the wall thickness to less than 0.025 inch after fabrication. This is to minimize erosion.

3.13.21 Insulation. The duct type cooling coils shall be insulated (see 6.6).

### 3.14 Gravity coils.

3.14.1 General design. The gravity coils supplied under this specification shall use chilled water for the cooling and dehumidification of air. The gravity coils shall be built as a single unit consisting of supporting framework, drain pans, and cooling element. Each gravity coil shall be ready for installation and connection to the appropriate water supply and return lines and condensate drainage piping. NAVSEA drawing S3803-532636 defines gravity coil interfaces and principal dimensions for replaceability.

3.14.2 Sizes. To permit replacement, sizes of gravity coils shall be limited to those listed in table IV.

MIL-PRF-2939G  
w/INT AMENDMENT 1

TABLE IV. Gravity Coil Sizes.

Coil Size	Air Surface Sq Ft	Maximum Weight
1G	25	46
3G	77	107
5G	127	168

3.14.3 Capacity. The capacity of the gravity coils shall not be less than the capacities indicated in figures 5 and 6 for the following conditions: Entering water temperature equals 45°F; ambient air at 85°F dry bulb and 71°F wet bulb. Chilled water pressure drop through the gravity coil shall not exceed the values shown in figure 7. The coil shall be capable of this performance when the cooling element is 4 inches from an overhead obstruction or ceiling.

3.14.4 Physical dimensions. Mounting dimensions, width, and depth dimensions shall not exceed those listed in table V.

TABLE V. Physical Dimensions.

Coil Size	Width of Cooling Element (in)	Length of Cooling Element (in)	Depth of Assembly (in)
1G	11-5/8	22	9-1/2
3G	17-5/8	44	9-1/2
5G	23-5/8	54	9-1/2

3.14.5 Water tightness. Gravity coils shall not leak water.

3.14.6 Couplings. Couplings shall be attached to the drain pan on both sides of coil for connection to the appropriate shipboard drainage.

3.14.7 Supports. Supports for cooling element shall be no further apart than 19 inches.

MIL-PRF-2939G  
w/INT AMENDMENT 1

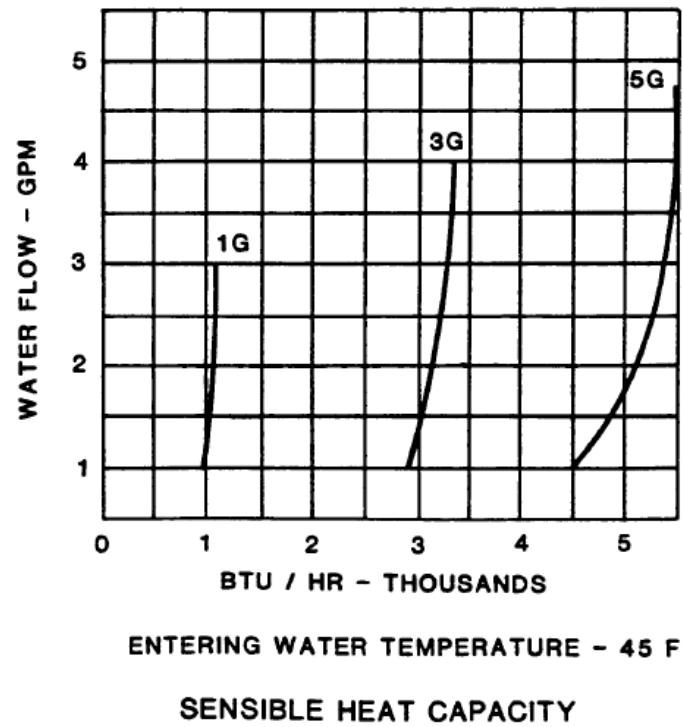


FIGURE 5. Gravity Coil Performance.



MIL-PRF-2939G  
w/INT AMENDMENT 1

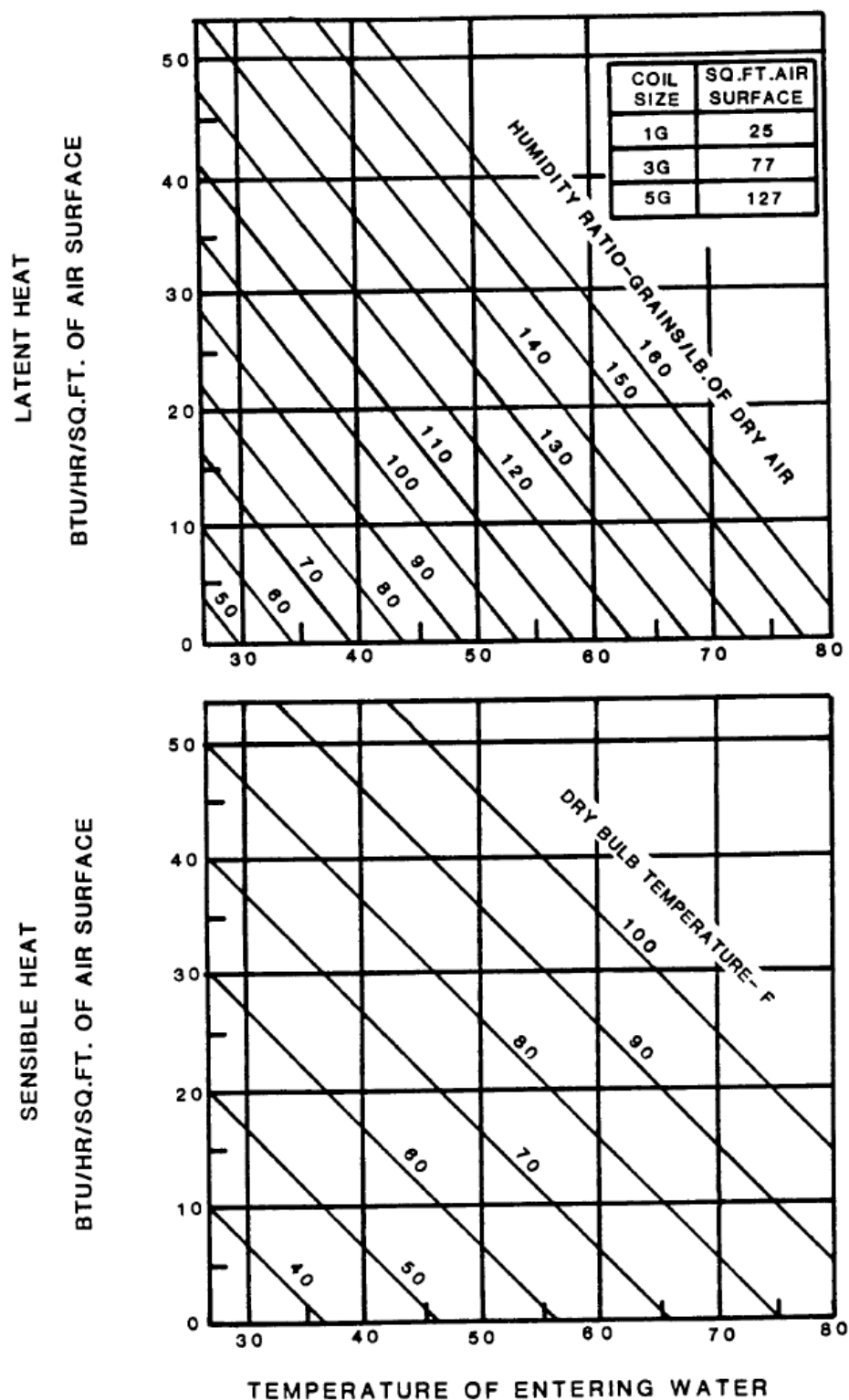
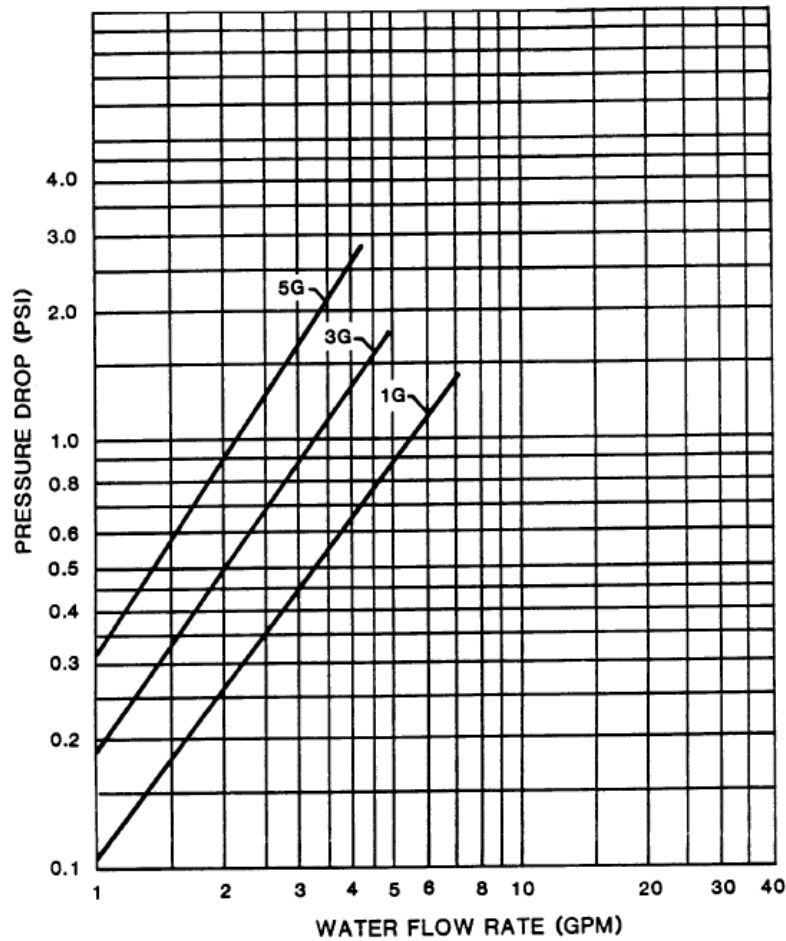


FIGURE 6. Gravity Coil Performance Range.

MIL-PRF-2939G  
w/INT AMENDMENT 1



Note: Pressure drop is for coil only; does not include pressure drop through controls.

FIGURE 7. Gravity Coil Chilled Water Pressure Drop.

3.14.8 Drain pan. Drain pan shall be attached to the coil frame for easy access and removal.

3.14.9 Tubes. In order to suit water pressure drop requirements shown in figure 7, tubes shall not be less than 5/8-inch OD. Where tubes pass through supports provision shall be made to prevent wear on tubes due to shipboard vibration and thermal expansion and contraction of the tubes.

3.14.10 Fins. Fins shall be of the continuous plate type. Fins shall be spaced not less than 3 nor more than 3-1/2 per inch per linear foot of tube. Tubes shall be in positive contact with the fins.

#### 4. VERIFICATION

MIL-PRF-2939G  
w/INT AMENDMENT 1

4.1 Classifications of inspections. The inspection requirements specified herein are classified as follows:

- a. First article inspection (see 4.2)
- b. Conformance inspection (see 4.3)
- c. Periodic conformance inspection (see 4.4)

4.2 First article inspection. First article inspection shall consist of the examinations of 4.6 and tests as specified in table VI.

4.3 Conformance inspection. Conformance inspection shall consist of the examinations of 4.6 and tests as specified in table VI.

4.4 Periodic conformance inspection. Periodic tests are required to assure continuing satisfactory operation of identical units. The tests are required under any contract or purchase order for duct-mounted cooling coils and gravity coils of existing design when the invitation to bid is dated 4 years or more subsequent to the date of the last previous test of an identical unit. Periodic tests shall consist of the tests specified in table VI.

4.5 Examinations. Each cooling coil in Class 1 and 3 shall be examined and measured to verify compliance with the requirements of this specification. Any unit which fails to meet specified requirements shall be rejected.

4.6 Tests. Tests shall be conducted in accordance with 4.7.1 through 4.7.9 (see 6.2 and appendix D).

4.6.1 Reliability. Reliability shall be verified to determine that the equipment meets the requirements of 3.7 and 3.8. (see 6.2 and appendix C)

4.6.2 Maintainability. The first production unit shall be examined after testing and the capability to maintain and be maintained shall be demonstrated. The demonstration shall be conducted utilizing the recommended tools and with other than expert mechanics. Evidence that maintainability of the cooling coil assembly cannot be accomplished by other than expert mechanics shall be cause for failure of the demonstration. The maintainability demonstration shall include the requirements of 3.11.

4.6.3 Nonmagnetic. A permeability test of nonmagnetic material used in construction of the cooling coils class 1 and 3 shall be conducted in accordance with MIL-STD-2142, Test 501 (see 3.2.4).

4.6.4 Air tightness. The cooling coil class 1 shall have blanking plates and gaskets bolted to entering and leaving face of the cooling coil and drain connections sealed. An air connection shall be provided in one of the face blanking plates to pressurize the cooling coil to 4 inches of water. The cooling coil shall show no drop in pressure for 20 minutes.

MIL-PRF-2939G  
w/INT AMENDMENT 1

TABLE VI. Test Agenda.

Applicability of test to cooling coils and gravity coils.					
Tests	Requirement	Test	First article	Conformance	Periodic
Visual and dimensional	3.2, 3.13, 3.14	4.5	all	-----	-----
Reliability	3.7, 3.8	4.6.1	* <sup>1</sup>	-----	-----
Maintainability	3.11	4.6.2	all	-----	-----
Nonmagnetic	3.2.4	4.6.3	all (NM)	All (NM)	all (NM)
Air tightness	3.13.6	4.6.4	* <sup>2</sup>		
Capacity	3.13.3 3.14.3	4.6.5	* <sup>4</sup>	-----	* <sup>2</sup>
Distribution	3.13.8	4.6.6	* <sup>2</sup>	-----	* <sup>2</sup>
Leakage	3.13.7 3.14.5	4.6.7	all	All	all
Vibration	3.12.2	4.6.8	all * <sup>3</sup>	-----	-----
Shock	3.12.1	4.6.9	all * <sup>3</sup>	-----	-----

NOTES: \*<sup>1</sup> Study will qualify all sizes of class 1 and 3 cooling coil.

\*<sup>2</sup> First unit of each size of class 1 cooling coil.

\*<sup>3</sup> First unit of each size of class 1 and 3 cooling coil. If contract calls for all sizes, qualifying size 64 also qualifies sizes 61, 62, and 63; qualifying size 66 also qualifies size 65; and qualifying size 68 also qualifies size 67. Qualification of size 5G also qualifies sizes 1G and 3G.

\*<sup>4</sup> First unit of each size of class 1 and 3 cooling coil.

4.6.5 Capacity. The capacity of each size cooling coil class 1 shall be determined at the conditions specified in 3.13.3, or those conditions that may be substituted by the contracting activity using appendix A (see 6.2). The capacity tests of the class 1 cooling coil shall be conducted in accordance with ASHRAE 33. The capacity of each size class 3 cooling coil shall be determined at the conditions specified in 3.14.3. The capacity tests of the class 3 cooling coil shall be conducted in accordance with ASHRAE 25.

4.6.6 Distribution. The distribution of the air leaving the class 1 cooling coil shall be tested to ensure uniform air distribution across the face of the coil. The air velocity across the face of the coil during this test shall not be less than 400 ft/min. Measurements shall be taken at 12 inches from the coil face. The average air velocity shall vary not more than 20 percent between any two points of the coil face. Measurement techniques

MIL-PRF-2939G  
w/INT AMENDMENT 1

shall be in accordance with SMACNA Testing, Balancing, and Adjusting of Environmental Systems.

4.6.7 Leakage. The class 1 and 3 cooling coils shall be tested for leakage in accordance with ASME Boiler and Pressure Vessel Code, section VIII, division I for a working pressure of 200 lb/inch<sup>2</sup>. Any coil element in which there is evidence of leakage when tested shall not be offered for delivery.

4.6.8 Vibration. Cooling coils shall be subjected to type I environmental vibration tests as specified in MIL-STD-167-1. The exploratory vibration test specified in MIL-STD-167-1 shall include frequencies up to and including 33 hertz (Hz) at the table amplitude specified therein. The vibration test shall be conducted prior to the tests specified in 4.6.4 through 4.6.7. The cooling coil shall not be damaged or malfunction as a result of environmental vibration test.

4.6.9 Shock test. Cooling coils shall be shock tested on the medium weight machine as specified for type A in accordance with MIL-S-901 if its weight with fixture and mounting bracket exceeds 550 pounds or if the mounting bracket extends beyond the anvil; otherwise, they shall be shock tested on the light weight machine as specified for type A in accordance with MIL-S-901. A hydrostatic pressure of at least 100 lb/in<sup>2</sup> shall be maintained on the cooling element of the cooling coil during the shock tests. The shock test shall be conducted prior to the tests specified in 4.6.3 through 4.6.7 and after test in 4.6.8. Further testing shall not be performed until the cooling coil passes the shock test. Evidence of fragmentation or missile effects of parts, deformation of parts that will cause active interference between parts, or leakage of the cooling element, shall be cause for rejection.

4.6.10 Failures. Failure to pass all inspections specified in table VI shall be cause for rejection of units. The ability to rework failed units shall be at the discretion of the contracting activity.

## 5. PACKAGING

5.1 Packaging. For acquisition purposes, the packaging requirements shall be as specified in the contract or order (see 6.2). When actual packaging of materiel is to be performed by DoD personnel, these personnel need to contact the responsible packaging activity to ascertain requisite packaging requirements. Packaging requirements are maintained by the Inventory Control Point's packaging activity within the Military Department or Defense Agency, or within the Military Department's System Command. Packaging data retrieval is available from the managing Military Department's or Defense Agency's automated packaging files, CD-ROM products, or by contacting the responsible packaging activity.

## 6. NOTES

(This section contains information of a general or explanatory nature that may be helpful, but it is not mandatory.)

6.1 Intended use. Duct type cooling coils are intended for use in heating, ventilation and air conditioning systems on board Navy ships. Gravity type cooling coils are intended for use in magazine spaces on board Navy ships.

MIL-PRF-2939G  
w/INT AMENDMENT 1

6.2 Acquisition requirements. Acquisition documents must specify the following:

- a. Title, number and date of this specification.
- b. Class and size required (see 1.2, 3.13.3, 3.14.2).
- c. Issue of DODISS to be cited in the solicitation and if required, the specific issue of individual documents referenced (see 2.2.1 and 2.2.2).
- d. Whether non-magnetic cooling coils are required (see 3.2.4).
- e. Reliability (see 3.8).
- f. Shock grade (see 3.12.1).
- g. For class 1 cooling coils capacity test conditions if other than as specified in 3.13.3 (see 3.13.4 and appendix A).
- h. Insulation (see 3.13.21).
- i. Level of preservation and packaging (see 5.1)
- j. Drawing approval required (see 6.4)
- k. Final drawings required (see 6.5)

6.3 First article. When first article inspection is required, the contracting officer should provide specific guidance to offerors whether the item(s) should be a pre-production sample, a first article sample, a first production item, a sample selected from the first lot production items, a standard production item from the contractor's current inventory (see 3.1), and the number of items to be tested as specified in 4.1. The contracting officer should also include specific instructions in acquisition documents regarding arrangements for examinations, approval of first article test results, and disposition of first articles. Invitations for bids should provide that the Government reserves the right to waive the requirement for samples for first article inspection to those bidders offering a product which has been previously acquired or tested by the Government, and that bidders offering such products, who wish to rely on such production or test, must furnish evidence with the bid that prior Government approval is presently appropriate for the pending contract. Bidders should not submit alternate bids unless specifically requested to do so in the solicitation.

6.4 Approval. The Contract should require (see 6.2) that two prints of each size and class of each cooling coil assembly drawings be submitted for approval by the acquisition activity unless the drawings have been previously approved within the last four years.

6.5 Final drawings. When final drawings are required (see 6.2), comments on new drawings will be approved, adjudicated or reconciled. The contractor is responsible to: (1) forward final cooling coil or gravity coil drawings to acquisition activity; and (2) include special requirements of the contract or order prior to distribution of final drawings.

6.6 Technical manuals. The requirement for technical manuals should be considered when this specification is applied on a contract. If technical manuals are required, military specifications and standards that have been cleared and listed in DoD 5010.12-L, Acquisition Management Systems and Data Requirements Control List (AMSDL) must be listed on a separate Contract Data

MIL-PRF-2939G  
w/INT AMENDMENT 1

Requirements List (DD Form 1423), which is included as an exhibit to the contract. The technical manuals must be acquired under separate contract line item in the contract.

6.7 Recommended practices. The following documents provide information for the design, manufacture, testing, and qualification of cooling coils and gravity coils previously supplied to the United States Navy, and may be used for guidance:

- a. MIL-C-2939 - Cooling Coils, Air, Duct Type and Gravity Type, Naval Shipboard Environmental Control Systems
- b. NAVSEA Drawing 803-6397313 - Cooling Coils, Air, Class I, Duct Mounted, Chilled Water, Sizes 61 through 66
- c. NAVSEA Drawing 803-6397314 - Cooling Coils, Air, Class I, Duct Mounted, Chilled Water, Sizes 67 through 68
- d. NAVSEA Drawing S3803-532636 - Gravity Coils, Sizes 1, 2, and 3
- e. MIL-STD-889 - Dissimilar Metals

6.8 Subject term (key word) listing.

Air Conditioning  
Chilled water  
Dehumidifying  
Heating  
HVAC  
Ventilation

6.9 Changes from previous issue. The margins of this specification are marked with vertical lines to indicate where changes from the previous issue were made. This was done as a convenience only and the Government assumes no liability whatsoever for any inaccuracies in these notations. Bidders and contractors are cautioned to evaluate the requirements of this document based on the entire content irrespective of the marginal notations and relationship to the last previous issue.

MIL-PRF-2939G  
w/INT AMENDMENT 1

(This page intentionally left blank.)



MIL-PRF-2939G  
w/INT AMENDMENT 1

APPENDIX A

PERFORMANCE REQUIREMENTS FOR SERIES 60 COOLING COILS

Key for Reading Performance Tables

CFM	cubic feet per minute
FPM	feet per minute
EDB	entering dry bulb (°F)
EWB	entering wet bulb (°F)
MBH	BTU/hr (in thousands)
LDB	leaving dry bulb (°F)
LWB	leaving wet bulb (°F)
SHR	sensible heat ratio

MIL-PRF-2939G  
w/INT AMENDMENT 1

APPENDIX A

DW COIL PERFORMANCE CHART

Coil Size: DW 61

Entering Water = 45

Leaving Water = 51.67

AIR TEMP. (°F)		160 CFM (FPM = 281)				AIRFLOW 180 CFM (FPM = 316)				200 CFM ( FPM = 351)				AIR TEMP (°F)	
EDB	EWB	MBH	LDB	LWB	SHR	MBH	LDB	LWB	SHR	MBH	LDB	LWB	SHR	EDB	EWB
75	59	3.35	55.9	51.3	1.000	3.74	56.0	51.4	1.000	4.13	56.1	51.4	1.000	75	59
75	60	3.35	55.9	52.5	1.000	3.75	56.0	52.5	1.000	4.13	56.1	52.6	1.000	75	60
75	61	3.35	55.9	53.6	1.000	3.75	56.0	53.7	1.000	4.14	56.1	53.7	1.000	75	61
75	62	3.62	55.9	54.2	0.930	4.01	56.0	54.3	0.938	4.40	56.0	54.4	0.946	75	62
75	63	3.87	56.3	54.8	0.849	4.28	56.5	55.0	0.857	4.68	56.6	55.1	0.865	75	63
75	64	4.19	56.7	55.3	0.770	4.63	56.8	55.5	0.778	5.05	57.0	55.6	0.786	75	64
75	65	4.59	56.8	55.6	0.698	5.06	57.0	55.8	0.704	5.51	57.2	56.0	0.711	75	65
75	66	5.04	56.9	55.9	0.633	5.55	57.1	56.1	0.639	6.05	57.3	56.3	0.644	75	66
75	67	5.50	57.0	56.1	0.579	6.07	57.2	56.4	0.583	6.61	57.5	56.6	0.586	75	67
75	68	5.97	57.1	56.4	0.531	6.59	57.3	56.6	0.534	7.18	57.6	56.9	0.537	75	68
75	69	6.46	57.1	56.6	0.490	7.12	57.4	56.9	0.492	7.77	57.7	57.1	0.494	75	69
75	70	6.95	57.2	56.9	0.454	7.67	57.5	57.2	0.455	8.37	57.8	57.4	0.456	75	70
75	71	7.45	57.3	57.1	0.422	8.23	57.6	57.4	0.422	8.99	57.9	57.7	0.423	75	71
75	72	7.97	57.4	57.4	0.393	8.80	57.7	57.7	0.393	9.62	58.0	58.0	0.393	75	72
80	61	4.09	56.7	51.9	1.000	4.57	56.8	51.9	1.000	5.05	56.9	52.0	1.000	80	61
80	62	4.09	56.7	53.1	1.000	4.57	56.8	53.1	1.000	5.05	56.9	53.2	1.000	80	62
80	63	4.09	56.7	54.3	1.000	4.58	56.8	54.3	1.000	5.06	57.0	54.4	1.000	80	63
80	64	4.44	56.7	54.7	0.923	4.92	56.8	54.8	0.931	5.41	56.9	54.9	0.938	80	64
80	65	4.72	57.1	55.3	0.852	5.22	57.3	55.5	0.860	5.72	57.4	55.6	0.868	80	65
80	66	5.07	57.5	55.7	0.783	5.60	57.6	55.9	0.791	6.12	57.8	56.1	0.798	80	66
80	67	5.49	57.6	56.1	0.719	6.05	57.9	56.3	0.726	6.61	58.1	56.5	0.732	80	67
80	68	5.95	57.7	56.3	0.661	6.57	58.0	56.6	0.667	7.16	58.2	56.8	0.672	80	68
80	69	6.44	57.8	56.6	0.610	7.10	58.1	56.9	0.614	7.75	58.3	57.1	0.619	80	69
80	70	6.93	57.9	56.8	0.565	7.65	58.2	57.1	0.569	8.35	58.4	57.4	0.572	80	70
80	71	7.43	58.0	57.1	0.526	8.21	58.3	57.4	0.528	8.96	58.5	57.7	0.531	80	71
80	72	7.95	58.1	57.4	0.490	8.78	58.4	57.7	0.492	9.59	58.7	58.0	0.494	80	72
80	73	8.47	58.2	57.7	0.459	9.37	58.5	58.0	0.460	10.24	58.8	58.3	0.461	80	73
80	74	9.01	58.3	57.9	0.430	9.97	58.6	58.3	0.430	10.90	58.9	58.6	0.431	80	74
80	75	9.56	58.3	58.2	0.404	10.58	58.7	58.6	0.404	11.57	59.0	58.9	0.404	80	75
80	76	10.13	58.5	58.5	0.379	11.21	58.9	58.9	0.379	12.26	59.2	59.2	0.379	80	76
80	77	10.71	58.8	58.8	0.354	11.85	59.2	59.2	0.354	12.97	59.5	59.5	0.353	80	77
85	63	4.82	57.5	52.5	1.000	5.40	57.6	52.6	1.000	5.97	57.8	52.6	1.000	85	63
85	64	4.83	57.5	53.7	1.000	5.40	57.6	53.8	1.000	5.97	57.8	53.8	1.000	85	64
85	65	5.04	57.0	54.5	0.976	5.41	57.6	55.0	1.000	5.98	57.8	55.1	1.000	85	65
85	66	5.28	57.6	55.2	0.913	5.86	57.7	55.4	0.921	6.44	57.8	55.5	0.928	85	66
85	67	5.60	58.0	55.8	0.850	6.20	58.1	56.0	0.857	6.80	58.3	56.1	0.865	85	67
85	68	5.98	58.3	56.2	0.788	6.61	58.5	56.4	0.795	7.23	58.7	56.6	0.802	85	68
85	69	6.42	58.5	56.6	0.730	7.09	58.7	56.8	0.737	7.75	58.9	57.0	0.743	85	69
85	70	6.91	58.5	56.8	0.677	7.63	58.8	57.1	0.683	8.32	59.1	57.4	0.688	85	70
85	71	7.41	58.6	57.1	0.630	8.19	58.9	57.4	0.634	8.94	59.2	57.6	0.639	85	71
85	72	7.92	58.7	57.4	0.588	8.76	59.0	57.7	0.591	9.57	59.3	57.9	0.595	85	72
85	73	8.45	58.8	57.6	0.550	9.34	59.1	57.9	0.553	10.21	59.4	58.2	0.556	85	73
85	74	8.99	58.9	57.9	0.516	9.94	59.2	58.2	0.518	10.87	59.6	58.5	0.520	85	74
85	75	9.54	59.0	58.2	0.485	10.56	59.4	58.5	0.487	11.54	59.7	58.8	0.488	85	75
85	76	10.11	59.1	58.5	0.457	11.18	59.5	58.8	0.458	12.23	59.8	59.2	0.459	85	76
85	77	10.68	59.2	58.8	0.431	11.83	59.6	59.2	0.432	12.94	59.9	59.5	0.432	85	77
85	78	11.27	59.3	59.1	0.408	12.48	59.7	59.5	0.408	13.66	60.1	59.8	0.408	85	78
85	79	11.88	59.4	59.4	0.386	13.16	59.8	59.8	0.386	14.40	60.2	60.1	0.386	85	79
85	80	12.50	59.7	59.7	0.363	13.84	60.1	60.1	0.363	15.16	60.5	60.5	0.363	85	80
85	81	13.13	60.1	60.1	0.342	14.55	60.5	60.5	0.341	15.93	60.8	60.8	0.341	85	81
85	82	13.78	60.4	60.4	0.322	15.27	60.8	60.8	0.321	16.73	61.2	61.2	0.321	85	82

MIL-PRF-2939G  
w/INT AMENDMENT 1

APPENDIX A

DW COIL PERFORMANCE CHART      Coil Size: DW 61  
Entering Water = 45      Leaving Water = 51.67

AIR TEMP. (°F)		160 CFM (FPM = 281)				AIRFLOW 180 CFM (FPM = 316)				200 CFM (FPM = 351)				AIR TEMP. (°F)	
EDB	EWB	MBH	LDB	LWB	SHR	MBH	LDB	LWB	SHR	MBH	LDB	LWB	SHR	EDB	EWB
90	65	5.56	58.3	53.2	1.000	6.22	58.4	53.3	1.000	6.88	58.6	53.3	1.000	90	65
90	66	5.56	58.3	54.5	1.000	6.23	58.4	54.6	1.000	6.89	58.6	54.6	1.000	90	66
90	67	5.87	57.9	55.1	0.959	6.54	58.0	55.2	0.966	7.19	58.1	55.4	0.972	90	67
90	68	6.15	58.5	55.8	0.901	6.84	58.6	55.9	0.909	7.51	58.7	56.1	0.915	90	68
90	69	6.51	58.8	56.3	0.843	7.22	59.0	56.5	0.850	7.91	59.2	56.7	0.857	90	69
90	70	6.92	59.1	56.7	0.787	7.66	59.3	57.0	0.794	8.39	59.5	57.2	0.801	90	70
90	71	7.39	59.3	57.1	0.734	8.17	59.5	57.3	0.741	8.93	59.8	57.6	0.747	90	71
90	72	7.90	59.4	57.3	0.685	8.73	59.7	57.6	0.691	9.54	59.9	57.9	0.697	90	72
90	73	8.43	59.5	57.6	0.641	9.32	59.8	57.9	0.646	10.18	60.1	58.2	0.651	90	73
90	74	8.97	59.6	57.9	0.602	9.92	59.9	58.2	0.606	10.84	60.2	58.5	0.610	90	74
90	75	9.52	59.7	58.2	0.566	10.53	60.0	58.5	0.569	11.52	60.3	58.8	0.572	90	75
90	76	10.08	59.8	58.5	0.534	11.16	60.1	58.8	0.536	12.20	60.5	59.1	0.539	90	76
90	77	10.66	59.9	58.8	0.504	11.80	60.2	59.1	0.506	12.91	60.6	59.5	0.508	90	77
90	78	11.25	60.0	59.1	0.476	12.46	60.4	59.4	0.478	13.63	60.7	59.8	0.479	90	78
90	79	11.85	60.1	59.4	0.451	13.13	60.5	59.8	0.452	14.37	60.9	60.1	0.453	90	79
90	80	12.47	60.2	59.7	0.428	13.82	60.6	60.1	0.429	15.13	61.0	60.5	0.429	90	80
90	81	13.11	60.3	60.0	0.407	14.52	60.7	60.4	0.407	15.90	61.2	60.8	0.407	90	81
90	82	13.76	60.4	60.4	0.387	15.24	60.9	60.8	0.386	16.70	61.3	61.2	0.386	90	82
90	83	14.42	60.7	60.7	0.366	15.98	61.1	61.1	0.366	17.51	61.5	61.5	0.366	90	83
90	84	15.10	61.1	61.1	0.346	16.74	61.5	61.5	0.346	18.34	61.9	61.9	0.346	90	84
90	85	15.80	61.4	61.4	0.327	17.52	61.9	61.9	0.327	19.19	62.3	62.3	0.327	90	85
90	86	16.51	61.8	61.8	0.310	18.31	62.2	62.2	0.309	20.06	62.7	62.7	0.309	90	86
90	87	17.24	62.1	62.1	0.293	19.12	62.6	62.6	0.293	20.96	63.1	63.1	0.292	90	87
95	67	6.30	59.1	54.1	1.000	7.05	59.2	54.1	1.000	7.80	59.4	54.2	1.000	95	67
95	68	6.30	59.1	55.4	1.000	7.06	59.2	55.4	1.000	7.81	59.4	55.5	1.000	95	68
95	69	6.74	58.9	55.7	0.941	7.50	59.0	55.9	0.948	8.25	59.1	56.0	0.954	95	69
95	70	7.07	59.4	56.3	0.887	7.85	59.5	56.5	0.894	8.62	59.7	56.7	0.901	95	70
95	71	7.46	59.7	56.8	0.834	8.27	59.9	57.1	0.841	9.07	60.1	57.3	0.847	95	71
95	72	7.91	60.0	57.2	0.782	8.76	60.2	57.5	0.789	9.59	60.4	57.8	0.795	95	72
95	73	8.41	60.1	57.6	0.733	9.30	60.4	57.9	0.740	10.17	60.7	58.2	0.746	95	73
95	74	8.95	60.2	57.9	0.688	9.89	60.5	58.2	0.694	10.82	60.8	58.5	0.699	95	74
95	75	9.50	60.3	58.1	0.648	10.51	60.7	58.5	0.652	11.49	61.0	58.8	0.657	95	75
95	76	10.06	60.4	58.4	0.610	11.13	60.8	58.8	0.614	12.18	61.1	59.1	0.618	95	76
95	77	10.64	60.5	58.7	0.576	11.77	60.9	59.1	0.580	12.88	61.2	59.4	0.583	95	77
95	78	11.23	60.6	59.0	0.545	12.43	61.0	59.4	0.548	13.60	61.4	59.7	0.551	95	78
95	79	11.83	60.7	59.3	0.517	13.10	61.1	59.7	0.519	14.34	61.5	60.1	0.521	95	79
95	80	12.45	60.9	59.7	0.490	13.79	61.3	60.1	0.492	15.10	61.7	60.4	0.494	95	80
95	81	13.08	61.0	60.0	0.466	14.50	61.4	60.4	0.467	15.87	61.8	60.8	0.468	95	81
95	82	13.73	61.1	60.3	0.443	15.22	61.5	60.7	0.444	16.67	62.0	61.1	0.445	95	82
95	83	14.40	61.2	60.7	0.422	15.96	61.7	61.1	0.422	17.48	62.1	61.5	0.423	95	83
95	84	15.08	61.3	61.0	0.402	16.71	61.8	61.5	0.402	18.31	62.3	61.9	0.403	95	84
95	85	15.77	61.5	61.4	0.384	17.49	62.0	61.8	0.384	19.16	62.4	62.2	0.383	95	85
95	86	16.49	61.7	61.7	0.365	18.28	62.2	62.2	0.365	20.03	62.6	62.6	0.365	95	86
95	87	17.22	62.1	62.1	0.346	19.09	62.6	62.6	0.346	20.93	63.0	63.0	0.346	95	87
95	88	17.96	62.5	62.5	0.329	19.93	63.0	63.0	0.328	21.84	63.4	63.4	0.328	95	88
95	89	18.73	62.9	62.9	0.312	20.78	63.4	63.4	0.312	22.78	63.8	63.8	0.311	95	89
95	90	19.52	63.3	63.3	0.297	21.65	63.8	63.8	0.296	23.74	64.3	64.3	0.295	95	90
95	91	20.32	63.7	63.7	0.282	22.55	64.2	64.2	0.281	24.72	64.7	64.7	0.280	95	91
95	92	21.15	64.1	64.1	0.268	23.46	64.6	64.6	0.267	25.73	65.1	65.1	0.266	95	92

MIL-PRF-2939G  
w/INT AMENDMENT 1

APPENDIX A

**DW COIL PERFORMANCE CHART**      Coil Size: DW 61  
Entering Water = 45      Leaving Water = 51.67

AIR TEMP. (°F)		160 CFM (FPM = 281)				AIRFLOW				200 CFM ( FPM = 351)				AIR TEMP (°F)	
		MBH	LDB	LWB	SHR	MBH	LDB	LWB	SHR	MBH	LDB	LWB	SHR		
100	69	7.03	59.9	55.0	1.000	7.88	60.0	55.0	1.000	8.73	60.2	55.1	1.000	100	69
100	70	7.34	59.3	55.7	0.973	8.19	59.4	55.8	0.979	8.73	60.2	56.4	1.000	100	70
100	71	7.65	59.9	56.4	0.923	8.51	60.0	56.5	0.929	9.36	60.2	56.7	0.936	100	71
100	72	8.02	60.3	56.9	0.872	8.91	60.5	57.2	0.879	9.78	60.7	57.4	0.885	100	72
100	73	8.45	60.6	57.4	0.822	9.38	60.8	57.7	0.829	10.28	61.1	57.9	0.835	100	73
100	74	8.94	60.8	57.8	0.774	9.90	61.1	58.1	0.781	10.85	61.4	58.4	0.787	100	74
100	75	9.47	61.0	58.1	0.729	10.48	61.3	58.4	0.735	11.47	61.6	58.7	0.741	100	75
100	76	10.04	61.1	58.4	0.687	11.11	61.4	58.8	0.693	12.15	61.7	59.1	0.698	100	76
100	77	10.61	61.2	58.7	0.649	11.75	61.5	59.1	0.654	12.85	61.9	59.4	0.658	100	77
100	78	11.20	61.3	59.0	0.614	12.40	61.7	59.4	0.618	13.58	62.0	59.7	0.622	100	78
100	79	11.81	61.4	59.3	0.582	13.08	61.8	59.7	0.586	14.31	62.1	60.0	0.589	100	79
100	80	12.43	61.5	59.6	0.553	13.76	61.9	60.0	0.555	15.07	62.3	60.4	0.558	100	80
100	81	13.06	61.6	60.0	0.525	14.47	62.1	60.4	0.527	15.84	62.4	60.7	0.530	100	81
100	82	13.71	61.8	60.3	0.500	15.19	62.2	60.7	0.501	16.64	62.6	61.1	0.503	100	82
100	83	14.37	61.9	60.6	0.476	15.93	62.3	61.1	0.477	17.45	62.8	61.4	0.479	100	83
100	84	15.05	62.0	61.0	0.454	16.68	62.5	61.4	0.455	18.28	62.9	61.8	0.456	100	84
100	85	15.75	62.1	61.3	0.433	17.46	62.6	61.8	0.434	19.13	63.1	62.2	0.434	100	85
100	86	16.46	62.3	61.7	0.414	18.25	62.8	62.2	0.414	20.00	63.3	62.6	0.414	100	86
100	87	17.19	62.4	62.1	0.396	19.06	62.9	62.5	0.396	20.89	63.4	63.0	0.396	100	87
100	88	17.94	62.5	62.4	0.379	19.90	63.1	62.9	0.378	21.81	63.6	63.4	0.378	100	88
100	89	18.71	62.8	62.8	0.361	20.75	63.3	63.3	0.361	22.75	63.8	63.8	0.361	100	89
100	90	19.49	63.2	63.2	0.343	21.62	63.7	63.7	0.343	23.70	64.2	64.2	0.343	100	90
100	91	20.29	63.6	63.6	0.327	22.52	64.2	64.2	0.327	24.69	64.6	64.6	0.327	100	91
100	92	21.12	64.0	64.0	0.311	23.43	64.6	64.6	0.311	25.69	65.1	65.1	0.311	100	92
100	93	21.96	64.5	64.5	0.296	24.37	65.0	65.0	0.296	26.72	65.5	65.5	0.295	100	93
100	94	22.83	64.9	64.9	0.282	25.33	65.5	65.5	0.282	27.78	66.0	66.0	0.281	100	94
100	95	23.71	65.3	65.3	0.269	26.32	65.9	65.9	0.268	28.86	66.5	66.5	0.268	100	95
100	96	24.62	65.8	65.8	0.256	27.33	66.4	66.4	0.255	29.97	66.9	66.9	0.255	100	96
100	97	25.55	66.3	66.3	0.244	28.36	66.9	66.9	0.243	31.11	67.4	67.4	0.242	100	97
105	71	7.77	60.7	56.0	1.000	8.72	60.9	56.1	1.000	9.65	61.0	56.1	1.000	105	71
105	72	8.25	60.4	56.4	0.951	9.19	60.5	56.5	0.958	10.12	60.6	56.7	0.963	105	72
105	73	8.60	60.9	57.0	0.903	9.57	61.0	57.2	0.910	10.52	61.2	57.4	0.916	105	73
105	74	9.02	61.2	57.5	0.855	10.02	61.4	57.8	0.862	11.00	61.6	58.0	0.869	105	74
105	75	9.50	61.5	58.0	0.809	10.53	61.8	58.3	0.815	11.55	62.0	58.5	0.822	105	75
105	76	10.02	61.7	58.4	0.764	11.10	62.0	58.7	0.770	12.16	62.3	59.0	0.777	105	76
105	77	10.59	61.8	58.7	0.722	11.72	62.2	59.0	0.728	12.83	62.5	59.4	0.734	105	77
105	78	11.18	61.9	59.0	0.683	12.38	62.3	59.3	0.689	13.55	62.6	59.7	0.694	105	78
105	79	11.78	62.1	59.3	0.648	13.05	62.4	59.7	0.652	14.29	62.8	60.0	0.657	105	79
105	80	12.40	62.2	59.6	0.615	13.74	62.6	60.0	0.619	15.04	62.9	60.4	0.623	105	80
105	81	13.04	62.3	59.9	0.584	14.44	62.7	60.3	0.588	15.81	63.1	60.7	0.591	105	81
105	82	13.68	62.4	60.3	0.556	15.16	62.8	60.7	0.559	16.61	63.2	61.1	0.562	105	82
105	83	14.35	62.5	60.6	0.530	15.90	63.0	61.0	0.532	17.42	63.4	61.4	0.535	105	83
105	84	15.03	62.7	60.9	0.505	16.66	63.1	61.4	0.507	18.25	63.6	61.8	0.509	105	84
105	85	15.72	62.8	61.3	0.482	17.43	63.3	61.7	0.484	19.10	63.7	62.2	0.485	105	85
105	86	16.43	62.9	61.7	0.461	18.22	63.4	62.1	0.462	19.97	63.9	62.5	0.463	105	86
105	87	17.16	63.1	62.0	0.441	19.04	63.6	62.5	0.442	20.86	64.1	62.9	0.442	105	87
105	88	17.91	63.2	62.4	0.422	19.87	63.7	62.9	0.422	21.78	64.3	63.3	0.423	105	88
105	89	18.68	63.3	62.8	0.404	20.72	63.9	63.3	0.404	22.71	64.4	63.7	0.405	105	89
105	90	19.46	63.5	63.2	0.387	21.59	64.1	63.7	0.387	23.67	64.6	64.2	0.387	105	90
105	91	20.27	63.6	63.6	0.372	22.49	64.2	64.1	0.371	24.65	64.8	64.6	0.371	105	91
105	92	21.09	64.0	64.0	0.355	23.40	64.5	64.5	0.355	25.66	65.0	65.0	0.355	105	92
105	93	21.94	64.4	64.4	0.338	24.34	65.0	65.0	0.338	26.69	65.5	65.5	0.338	105	93
105	94	22.80	64.9	64.9	0.323	25.30	65.4	65.4	0.323	27.75	65.9	65.9	0.323	105	94
105	95	23.69	65.3	65.3	0.308	26.29	65.9	65.9	0.308	28.83	66.4	66.4	0.307	105	95
105	96	24.59	65.7	65.7	0.294	27.30	66.3	66.3	0.294	29.94	66.9	66.9	0.293	105	96
105	97	25.52	66.2	66.2	0.281	28.33	66.8	66.8	0.280	31.07	67.4	67.4	0.280	105	97
105	98	26.48	66.7	66.7	0.268	29.39	67.3	67.3	0.267	32.24	67.9	67.9	0.267	105	98
105	99	27.46	67.2	67.2	0.256	30.48	67.8	67.8	0.255	33.43	68.4	68.4	0.254	105	99
105	100	28.46	67.7	67.7	0.244	31.59	68.3	68.3	0.243	34.65	68.9	68.9	0.242	105	100
105	101	29.48	68.2	68.2	0.233	32.73	68.8	68.8	0.232	35.91	69.4	69.4	0.231	105	101
105	102	30.54	68.7	68.7	0.223	33.90	69.4	69.4	0.222	37.21	70.0	70.0	0.220	105	102

MIL-PRF-2939G  
w/INT AMENDMENT 1

APPENDIX A

**DW COIL PERFORMANCE CHART      Coil Size: DW 61**  
**Entering Water = 45      Leaving Water = 51.67**

AIR TEMP. (°F)		220 CFM (FPM = 386)				AIRFLOW 240 CFM (FPM = 421)				260 CFM ( FPM = 456)				AIR TEMP. (°F)	
		MBH	LDB	LWB	SHR	MBH	LDB	LWB	SHR	MBH	LDB	LWB	SHR		
75	59	4.52	56.2	51.5	1.000	4.90	56.4	51.5	1.000	5.27	56.5	51.6	1.000	75	59
75	60	4.52	56.2	52.6	1.000	4.90	56.4	52.7	1.000	5.27	56.5	52.7	1.000	75	60
75	61	4.52	56.3	53.8	1.000	4.90	56.4	53.8	1.000	5.28	56.5	53.9	1.000	75	61
75	62	4.78	56.1	54.5	0.953	5.16	56.2	54.6	0.960	5.53	56.3	54.7	0.967	75	62
75	63	5.07	56.7	55.2	0.873	5.46	56.8	55.3	0.880	5.84	56.9	55.4	0.886	75	63
75	64	5.46	57.1	55.8	0.793	5.87	57.2	55.9	0.800	6.26	57.4	56.1	0.806	75	64
75	65	5.95	57.4	56.2	0.717	6.38	57.5	56.4	0.723	6.80	57.7	56.5	0.729	75	65
75	66	6.53	57.5	56.5	0.649	6.99	57.7	56.7	0.654	7.45	57.9	56.9	0.659	75	66
75	67	7.14	57.7	56.8	0.590	7.65	57.9	57.0	0.594	8.15	58.0	57.2	0.598	75	67
75	68	7.76	57.8	57.1	0.540	8.33	58.0	57.3	0.542	8.88	58.2	57.5	0.545	75	68
75	69	8.40	57.9	57.4	0.496	9.02	58.1	57.6	0.497	9.62	58.3	57.8	0.499	75	69
75	70	9.06	58.0	57.7	0.457	9.72	58.3	57.9	0.458	10.37	58.5	58.1	0.459	75	70
75	71	9.73	58.2	58.0	0.423	10.45	58.4	58.2	0.423	11.15	58.6	58.4	0.424	75	71
75	72	10.41	58.3	58.3	0.393	11.19	58.6	58.5	0.393	11.94	58.8	58.7	0.393	75	72
80	61	5.52	57.1	52.0	1.000	5.99	57.2	52.1	1.000	6.46	57.3	52.1	1.000	80	61
80	62	5.53	57.1	53.2	1.000	6.00	57.2	53.3	1.000	6.46	57.3	53.3	1.000	80	62
80	63	5.53	57.1	54.4	1.000	6.00	57.2	54.5	1.000	6.47	57.3	54.5	1.000	80	63
80	64	5.88	57.0	55.1	0.945	6.35	57.1	55.2	0.952	6.81	57.2	55.2	0.958	80	64
80	65	6.21	57.5	55.7	0.875	6.69	57.7	55.9	0.882	7.16	57.8	56.0	0.888	80	65
80	66	6.63	58.0	56.3	0.805	7.13	58.1	56.4	0.812	7.62	58.2	56.6	0.818	80	66
80	67	7.14	58.2	56.7	0.739	7.67	58.4	56.9	0.745	8.19	58.6	57.1	0.750	80	67
80	68	7.74	58.4	57.1	0.677	8.30	58.6	57.3	0.683	8.85	58.8	57.4	0.688	80	68
80	69	8.38	58.5	57.3	0.623	8.99	58.8	57.6	0.627	9.58	59.0	57.8	0.631	80	69
80	70	9.03	58.7	57.6	0.575	9.69	58.9	57.9	0.578	10.34	59.1	58.1	0.582	80	70
80	71	9.70	58.8	57.9	0.533	10.42	59.0	58.2	0.535	11.12	59.3	58.4	0.538	80	71
80	72	10.38	58.9	58.2	0.495	11.16	59.2	58.5	0.497	11.91	59.4	58.7	0.499	80	72
80	73	11.08	59.1	58.5	0.462	11.91	59.3	58.8	0.463	12.72	59.6	59.0	0.464	80	73
80	74	11.80	59.2	58.8	0.432	12.69	59.5	59.1	0.432	13.55	59.7	59.4	0.433	80	74
80	75	12.54	59.3	59.2	0.404	13.48	59.6	59.4	0.404	14.40	59.9	59.7	0.405	80	75
80	76	13.29	59.5	59.5	0.379	14.29	59.8	59.8	0.379	15.27	60.1	60.0	0.379	80	76
80	77	14.06	59.8	59.8	0.353	15.12	60.1	60.1	0.353	16.16	60.4	60.4	0.353	80	77
85	63	6.53	57.9	52.7	1.000	7.09	58.0	52.7	1.000	7.64	58.1	52.8	1.000	85	63
85	64	6.54	57.9	53.9	1.000	7.10	58.0	54.0	1.000	7.65	58.1	54.0	1.000	85	64
85	65	6.54	57.9	55.1	1.000	7.10	58.0	55.2	1.000	7.66	58.2	55.2	1.000	85	65
85	66	7.01	57.9	55.6	0.934	7.57	58.0	55.7	0.941	8.12	58.1	55.8	0.947	85	66
85	67	7.38	58.4	56.3	0.871	7.95	58.6	56.4	0.878	8.52	58.7	56.6	0.884	85	67
85	68	7.84	58.8	56.8	0.809	8.44	59.0	57.0	0.815	9.03	59.1	57.1	0.821	85	68
85	69	8.39	59.1	57.3	0.749	9.01	59.3	57.4	0.755	9.63	59.5	57.6	0.761	85	69
85	70	9.00	59.3	57.6	0.694	9.67	59.5	57.8	0.699	10.32	59.7	58.0	0.704	85	70
85	71	9.67	59.4	57.9	0.643	10.39	59.7	58.1	0.648	11.08	59.9	58.3	0.652	85	71
85	72	10.36	59.6	58.2	0.599	11.12	59.8	58.4	0.602	11.88	60.0	58.7	0.606	85	72
85	73	11.06	59.7	58.5	0.559	11.88	60.0	58.8	0.561	12.69	60.2	59.0	0.564	85	73
85	74	11.77	59.8	58.8	0.522	12.65	60.1	59.1	0.525	13.52	60.4	59.3	0.527	85	74
85	75	12.51	60.0	59.1	0.490	13.45	60.3	59.4	0.491	14.37	60.5	59.7	0.493	85	75
85	76	13.26	60.1	59.5	0.460	14.26	60.4	59.7	0.461	15.23	60.7	60.0	0.462	85	76
85	77	14.03	60.3	59.8	0.433	15.09	60.6	60.1	0.434	16.12	60.9	60.4	0.434	85	77
85	78	14.81	60.4	60.1	0.408	15.94	60.7	60.4	0.409	17.03	61.0	60.7	0.409	85	78
85	79	15.62	60.6	60.5	0.385	16.80	60.9	60.8	0.385	17.97	61.2	61.1	0.385	85	79
85	80	16.44	60.8	60.8	0.363	17.69	61.2	61.2	0.363	18.92	61.5	61.5	0.363	85	80
85	81	17.28	61.2	61.2	0.341	18.61	61.5	61.5	0.340	19.90	61.8	61.8	0.340	85	81
85	82	18.15	61.6	61.6	0.320	19.54	61.9	61.9	0.320	20.90	62.2	62.2	0.319	85	82

MIL-PRF-2939G  
w/INT AMENDMENT 1

APPENDIX A

DW COIL PERFORMANCE CHART      Coil Size: DW 61  
Entering Water = 45      Leaving Water = 51.67

AIR TEMP. (°F)		220 CFM (FPM = 386)				AIRFLOW 240 CFM (FPM = 421)				260 CFM ( FPM = 456)				AIR TEMP (°F)	
EDB	EWB	MBH	LDB	LWB	SHR	MBH	LDB	LWB	SHR	MBH	LDB	LWB	SHR	EDB	EWB
90	65	7.54	58.7	53.8	1.000	8.19	58.8	53.5	1.000	8.83	59.0	53.5	1.000	90	65
90	66	7.55	58.7	54.7	1.000	8.20	58.9	54.7	1.000	8.84	59.0	54.8	1.000	90	66
90	67	7.84	58.2	55.5	0.978	8.20	58.9	56.0	1.000	8.85	59.0	56.0	1.000	90	67
90	68	8.17	58.9	56.2	0.922	8.82	59.0	56.4	0.928	9.47	59.1	56.5	0.934	90	68
90	69	8.59	59.3	56.9	0.864	9.26	59.5	57.0	0.870	9.93	59.6	57.2	0.876	90	69
90	70	9.10	59.7	57.4	0.807	9.80	59.9	57.6	0.813	10.48	60.1	57.7	0.819	90	70
90	71	9.68	60.0	57.8	0.753	10.41	60.2	58.0	0.758	11.12	60.4	58.2	0.764	90	71
90	72	10.33	60.2	58.2	0.702	11.10	60.4	58.4	0.707	11.85	60.6	58.6	0.712	90	72
90	73	11.03	60.3	58.5	0.655	11.85	60.6	58.7	0.660	12.65	60.8	59.0	0.664	90	73
90	74	11.74	60.5	58.8	0.613	12.62	60.7	59.0	0.617	13.48	61.0	59.3	0.621	90	74
90	75	12.48	60.6	59.1	0.575	13.41	60.9	59.4	0.578	14.33	61.1	59.6	0.581	90	75
90	76	13.23	60.8	59.4	0.541	14.22	61.0	59.7	0.543	15.20	61.3	60.0	0.546	90	76
90	77	13.99	60.9	59.8	0.510	15.05	61.2	60.1	0.511	16.09	61.5	60.3	0.513	90	77
90	78	14.78	61.1	60.1	0.481	15.90	61.4	60.4	0.482	17.00	61.7	60.7	0.484	90	78
90	79	15.59	61.2	60.4	0.454	16.77	61.5	60.8	0.455	17.93	61.9	61.0	0.456	90	79
90	80	16.41	61.4	60.8	0.430	17.66	61.7	61.1	0.430	18.88	62.0	61.4	0.431	90	80
90	81	17.25	61.5	61.2	0.407	18.57	61.9	61.5	0.408	19.86	62.2	61.8	0.408	90	81
90	82	18.12	61.7	61.5	0.386	19.50	62.1	61.9	0.386	20.86	62.4	62.2	0.386	90	82
90	83	19.00	61.9	61.9	0.366	20.46	62.3	62.2	0.367	21.88	62.6	62.6	0.366	90	83
90	84	19.90	62.3	62.3	0.346	21.43	62.6	62.6	0.346	22.93	63.0	63.0	0.346	90	84
90	85	20.83	62.7	62.7	0.326	22.44	63.0	63.0	0.326	24.01	63.4	63.4	0.326	90	85
90	86	21.78	63.1	63.1	0.308	23.46	63.4	63.4	0.308	25.10	63.8	63.8	0.307	90	86
90	87	22.75	63.5	63.5	0.291	24.51	63.9	63.9	0.290	26.23	64.2	64.2	0.290	90	87
95	67	8.55	59.5	54.2	1.000	9.29	59.7	54.3	1.000	10.02	59.8	54.4	1.000	95	67
95	68	8.56	59.5	55.5	1.000	9.30	59.7	55.6	1.000	10.03	59.8	55.7	1.000	95	68
95	69	9.00	59.2	56.2	0.960	9.73	59.3	56.3	0.966	10.46	59.4	56.4	0.971	95	69
95	70	9.38	59.8	56.9	0.907	10.13	60.0	57.0	0.913	10.87	60.1	57.2	0.919	95	70
95	71	9.85	60.3	57.5	0.854	10.63	60.4	57.7	0.860	11.39	60.6	57.8	0.866	95	71
95	72	10.41	60.6	58.0	0.801	11.21	60.8	58.2	0.807	11.99	61.0	58.4	0.813	95	72
95	73	11.03	60.9	58.4	0.751	11.86	61.1	58.6	0.757	12.69	61.3	58.9	0.762	95	73
95	74	11.71	61.1	58.8	0.705	12.59	61.3	59.0	0.710	13.45	61.6	59.3	0.715	95	74
95	75	12.45	61.2	59.1	0.661	13.38	61.5	59.3	0.666	14.30	61.8	59.6	0.670	95	75
95	76	13.20	61.4	59.4	0.622	14.19	61.7	59.7	0.626	15.16	61.9	59.9	0.629	95	76
95	77	13.96	61.5	59.7	0.586	15.02	61.8	60.0	0.589	16.05	62.1	60.3	0.592	95	77
95	78	14.75	61.7	60.1	0.553	15.87	62.0	60.4	0.556	16.96	62.3	60.6	0.558	95	78
95	79	15.55	61.9	60.4	0.523	16.74	62.2	60.7	0.525	17.89	62.5	61.0	0.527	95	79
95	80	16.38	62.0	60.8	0.495	17.63	62.3	61.1	0.497	18.85	62.7	61.4	0.499	95	80
95	81	17.22	62.2	61.1	0.469	18.54	62.5	61.4	0.471	19.82	62.9	61.8	0.472	95	81
95	82	18.08	62.3	61.5	0.446	19.47	62.7	61.8	0.447	20.82	63.1	62.1	0.447	95	82
95	83	18.97	62.5	61.9	0.423	20.42	62.9	62.2	0.424	21.85	63.2	62.5	0.425	95	83
95	84	19.87	62.7	62.2	0.403	21.40	63.1	62.6	0.403	22.89	63.5	62.9	0.403	95	84
95	85	20.80	62.9	62.6	0.383	22.40	63.3	63.0	0.383	23.97	63.7	63.3	0.383	95	85
95	86	21.75	63.0	63.0	0.365	23.42	63.5	63.4	0.365	25.07	63.9	63.8	0.365	95	86
95	87	22.72	63.4	63.4	0.346	24.47	63.8	63.8	0.346	26.19	64.2	64.2	0.346	95	87
95	88	23.71	63.8	63.8	0.328	25.55	64.2	64.2	0.328	27.34	64.6	64.6	0.328	95	88
95	89	24.73	64.3	64.3	0.311	26.65	64.7	64.7	0.311	28.52	65.1	65.1	0.310	95	89
95	90	25.78	64.7	64.7	0.295	27.77	65.1	65.1	0.294	29.73	65.5	65.5	0.294	95	90
95	91	26.85	65.1	65.1	0.279	28.93	65.6	65.6	0.279	30.97	66.0	66.0	0.278	95	91
95	92	27.94	65.6	65.6	0.265	30.11	66.0	66.0	0.264	32.23	66.5	66.5	0.264	95	92

MIL-PRF-2939G  
w/INT AMENDMENT 1

APPENDIX A

DW COIL PERFORMANCE CHART      Coil Size: DW 61  
Entering Water = 45      Leaving Water = 51.67

AIR TEMP. (°F)		220 CFM (FPM = 386)					AIRFLOW 240 CFM (FPM = 421)				260 CFM ( FPM = 456)				AIR TEMP (°F)	
EDB	EWB	MBH	LDB	LWB	SHR		MBH	LDB	LWB	SHR	MBH	LDB	LWB	SHR	EDB	EWB
100	69	9.56	60.3	55.2	1.000		10.39	60.5	55.2	1.000	11.22	60.6	55.3	1.000	100	69
100	70	9.57	60.4	56.5	1.000		10.40	60.5	56.6	1.000	11.23	60.7	56.6	1.000	100	70
100	71	10.20	60.3	56.9	0.942		11.03	60.4	57.0	0.947	11.85	60.5	57.1	0.952	100	71
100	72	10.64	60.8	57.5	0.891		11.49	61.0	57.7	0.897	12.33	61.1	57.9	0.903	100	72
100	73	11.17	61.2	58.1	0.842		12.05	61.4	58.3	0.847	12.91	61.6	58.5	0.853	100	73
100	74	11.77	61.6	58.6	0.793		12.68	61.8	58.8	0.799	13.57	62.0	59.0	0.804	100	74
100	75	12.44	61.8	59.0	0.747		13.39	62.1	59.3	0.752	14.32	62.3	59.5	0.757	100	75
100	76	13.17	62.0	59.4	0.703		14.16	62.3	59.6	0.708	15.13	62.5	59.9	0.713	100	76
100	77	13.93	62.2	59.7	0.663		14.99	62.5	60.0	0.667	16.02	62.7	60.3	0.671	100	77
100	78	14.72	62.3	60.0	0.626		15.83	62.6	60.3	0.630	16.93	62.9	60.6	0.633	100	78
100	79	15.52	62.5	60.4	0.592		16.70	62.8	60.7	0.595	17.86	63.1	61.0	0.598	100	79
100	80	16.35	62.6	60.7	0.561		17.59	63.0	61.0	0.563	18.81	63.3	61.3	0.566	100	80
100	81	17.19	62.8	61.1	0.532		18.50	63.2	61.4	0.534	19.79	63.5	61.7	0.536	100	81
100	82	18.05	63.0	61.4	0.505		19.43	63.3	61.8	0.507	20.79	63.7	62.1	0.509	100	82
100	83	18.93	63.2	61.8	0.480		20.39	63.5	62.2	0.481	21.81	63.9	62.5	0.483	100	83
100	84	19.84	63.3	62.2	0.457		21.36	63.7	62.6	0.458	22.86	64.1	62.9	0.459	100	84
100	85	20.76	63.5	62.6	0.435		22.36	63.9	63.0	0.436	23.93	64.3	63.3	0.437	100	85
100	86	21.71	63.7	63.0	0.415		23.39	64.1	63.4	0.415	25.03	64.5	63.7	0.416	100	86
100	87	22.68	63.9	63.4	0.396		24.44	64.3	63.8	0.396	26.15	64.7	64.2	0.396	100	87
100	88	23.68	64.1	63.8	0.378		25.51	64.5	64.2	0.378	27.30	65.0	64.6	0.378	100	88
100	89	24.70	64.3	64.2	0.361		26.61	64.7	64.6	0.361	28.48	65.2	65.0	0.361	100	89
100	90	25.74	64.7	64.7	0.344		27.74	65.1	65.1	0.344	29.69	65.5	65.5	0.344	100	90
100	91	26.81	65.1	65.1	0.326		28.89	65.5	65.5	0.326	30.93	65.9	65.9	0.326	100	91
100	92	27.91	65.6	65.6	0.310		30.07	66.0	66.0	0.310	32.19	66.4	66.4	0.310	100	92
100	93	29.03	66.0	66.0	0.295		31.28	66.5	66.5	0.295	33.49	66.9	66.9	0.294	100	93
100	94	30.18	66.5	66.5	0.281		32.52	66.9	66.9	0.280	34.82	67.4	67.4	0.280	100	94
100	95	31.35	67.0	67.0	0.267		33.79	67.4	67.4	0.266	36.18	67.9	67.9	0.266	100	95
100	96	32.56	67.5	67.5	0.254		35.09	67.9	67.9	0.253	37.58	68.4	68.4	0.252	100	96
100	97	33.80	68.0	68.0	0.241		36.43	68.5	68.5	0.240	39.00	68.9	68.9	0.240	100	97
105	71	10.58	61.2	56.2	1.000		11.50	61.3	56.3	1.000	12.41	61.5	56.3	1.000	105	71
105	72	11.05	60.7	56.8	0.969		11.96	60.8	57.0	0.974	12.86	60.9	57.1	0.979	105	72
105	73	11.46	61.3	57.6	0.922		12.39	61.5	57.8	0.928	13.31	61.6	57.9	0.933	105	73
105	74	11.97	61.8	58.2	0.875		12.92	62.0	58.4	0.880	13.86	62.2	58.6	0.886	105	74
105	75	12.55	62.2	58.8	0.828		13.53	62.4	59.0	0.834	14.50	62.6	59.2	0.839	105	75
105	76	13.20	62.5	59.2	0.782		14.22	62.8	59.5	0.788	15.22	63.0	59.7	0.793	105	76
105	77	13.91	62.8	59.6	0.739		14.98	63.0	59.9	0.745	16.02	63.3	60.2	0.750	105	77
105	78	14.69	62.9	60.0	0.699		15.80	63.2	60.3	0.703	16.89	63.5	60.6	0.708	105	78
105	79	15.49	63.1	60.3	0.661		16.67	63.4	60.7	0.665	17.82	63.7	60.9	0.669	105	79
105	80	16.31	63.3	60.7	0.626		17.56	63.6	61.0	0.630	18.77	63.9	61.3	0.634	105	80
105	81	17.16	63.4	61.0	0.594		18.47	63.8	61.4	0.597	19.75	64.1	61.7	0.600	105	81
105	82	18.02	63.6	61.4	0.564		19.40	64.0	61.7	0.567	20.75	64.3	62.1	0.570	105	82
105	83	18.90	63.8	61.8	0.537		20.35	64.2	62.1	0.539	21.77	64.5	62.5	0.541	105	83
105	84	19.80	64.0	62.2	0.511		21.33	64.3	62.5	0.513	22.82	64.7	62.9	0.515	105	84
105	85	20.73	64.1	62.5	0.487		22.33	64.5	62.9	0.488	23.89	64.9	63.3	0.490	105	85
105	86	21.68	64.3	62.9	0.464		23.35	64.7	63.3	0.466	24.99	65.1	63.7	0.467	105	86
105	87	22.65	64.5	63.3	0.443		24.40	65.0	63.7	0.444	26.11	65.4	64.1	0.445	105	87
105	88	23.64	64.7	63.8	0.424		25.47	65.2	64.2	0.424	27.26	65.6	64.5	0.425	105	88
105	89	24.66	64.9	64.2	0.405		26.57	65.4	64.6	0.405	28.44	65.8	65.0	0.406	105	89
105	90	25.71	65.1	64.6	0.387		27.70	65.6	65.0	0.387	29.65	66.1	65.4	0.388	105	90
105	91	26.78	65.3	65.1	0.371		28.85	65.8	65.5	0.371	30.88	66.3	65.9	0.371	105	91
105	92	27.87	65.6	65.5	0.355		30.03	66.1	65.9	0.355	32.15	66.5	66.4	0.355	105	92
105	93	28.99	66.0	66.0	0.339		31.24	66.4	66.4	0.339	33.45	66.8	66.8	0.339	105	93
105	94	30.14	66.4	66.4	0.323		32.48	66.9	66.9	0.323	34.78	67.3	67.3	0.323	105	94
105	95	31.32	66.9	66.9	0.307		33.75	67.4	67.4	0.307	36.14	67.8	67.8	0.307	105	95
105	96	32.52	67.4	67.4	0.293		35.05	67.9	67.9	0.293	37.53	68.4	68.4	0.292	105	96
105	97	33.76	67.9	67.9	0.279		36.39	68.4	68.4	0.279	38.96	68.9	68.9	0.278	105	97
105	98	35.02	68.4	68.4	0.266		37.75	68.9	68.9	0.265	40.43	69.4	69.4	0.265	105	98
105	99	36.32	68.9	68.9	0.254		39.15	69.5	69.5	0.253	41.92	70.0	70.0	0.252	105	99
105	100	37.65	69.5	69.5	0.242		40.59	70.0	70.0	0.241	43.46	70.5	70.5	0.240	105	100
105	101	39.01	70.0	70.0	0.230		42.05	70.6	70.6	0.229	45.03	71.1	71.1	0.229	105	101
105	102	40.41	70.6	70.6	0.219		43.56	71.1	71.1	0.218	46.65	71.7	71.7	0.218	105	102

MIL-PRF-2939G  
w/INT AMENDMENT 1

APPENDIX A

**DW COIL PERFORMANCE CHART**      **Coil Size: DW 61**  
**Entering Water = 45**      **Leaving Water = 51.67**

AIR TEMP. (°F)		AIRFLOW												AIR TEMP. (°F)	
		280 CFM (FPM = 491)				300 CFM (FPM = 526)				320 CFM ( FPM = 596)					
EDB	EWB	MBH	LDB	LWB	SHR	MBH	LDB	LWB	SHR	MBH	LDB	LWB	SHR	EDB	EWB
75	59	5.64	56.6	51.6	1.000	6.01	56.7	51.7	1.000	6.38	56.8	51.7	1.000	75	59
75	60	5.65	56.6	52.8	1.000	6.02	56.7	52.8	1.000	6.38	56.8	52.9	1.000	75	60
75	61	5.65	56.6	53.9	1.000	6.02	56.7	54.0	1.000	6.38	56.8	54.0	1.000	75	61
75	62	5.90	56.3	54.8	0.973	6.26	56.4	54.8	0.979	6.61	56.5	54.9	0.985	75	62
75	63	6.21	57.0	55.5	0.893	6.58	57.1	55.6	0.899	6.94	57.1	55.7	0.905	75	63
75	64	6.65	57.5	56.2	0.812	7.03	57.6	56.3	0.818	7.41	57.7	56.4	0.824	75	64
75	65	7.21	57.8	56.7	0.735	7.61	58.0	56.8	0.740	8.01	58.1	56.9	0.746	75	65
75	66	7.89	58.1	57.0	0.664	8.32	58.2	57.2	0.668	8.74	58.3	57.3	0.673	75	66
75	67	8.64	58.2	57.3	0.601	9.11	58.4	57.5	0.605	9.58	58.5	57.7	0.608	75	67
75	68	9.41	58.4	57.7	0.547	9.93	58.5	57.8	0.550	10.44	58.7	58.0	0.552	75	68
75	69	10.20	58.5	58.0	0.501	10.77	58.7	58.1	0.503	11.33	58.9	58.3	0.504	75	69
75	70	11.01	58.7	58.3	0.460	11.63	58.9	58.5	0.461	12.23	59.1	58.7	0.463	75	70
75	71	11.83	58.9	58.6	0.424	12.50	59.1	58.8	0.425	13.16	59.2	59.0	0.426	75	71
75	72	12.68	59.0	58.9	0.393	13.40	59.2	59.1	0.393	14.11	59.4	59.3	0.393	75	72
80	61	6.92	57.4	52.2	1.000	7.38	57.5	52.2	1.000	7.83	57.6	52.3	1.000	80	61
80	62	6.92	57.4	53.4	1.000	7.38	57.5	53.4	1.000	7.83	57.7	53.5	1.000	80	62
80	63	6.93	57.4	54.6	1.000	7.38	57.6	54.6	1.000	7.84	57.7	54.7	1.000	80	63
80	64	7.26	57.2	55.3	0.964	7.72	57.3	55.4	0.969	8.16	57.4	55.5	0.975	80	64
80	65	7.63	57.9	56.1	0.894	8.09	57.9	56.2	0.900	8.54	58.0	56.3	0.905	80	65
80	66	8.10	58.3	56.7	0.824	8.58	58.5	56.8	0.830	9.04	58.6	56.9	0.835	80	66
80	67	8.69	58.7	57.2	0.756	9.19	58.9	57.4	0.761	9.68	59.0	57.5	0.766	80	67
80	68	9.38	59.0	57.6	0.693	9.91	59.1	57.8	0.697	10.43	59.3	57.9	0.702	80	68
80	69	10.17	59.1	57.9	0.635	10.73	59.3	58.1	0.639	11.29	59.5	58.3	0.643	80	69
80	70	10.97	59.3	58.3	0.585	11.59	59.5	58.4	0.588	12.19	59.7	58.6	0.591	80	70
80	71	11.80	59.5	58.6	0.540	12.47	59.7	58.8	0.542	13.12	59.9	59.0	0.545	80	71
80	72	12.64	59.6	58.9	0.501	13.36	59.8	59.1	0.502	14.07	60.0	59.3	0.504	80	72
80	73	13.51	59.8	59.2	0.465	14.28	60.0	59.5	0.467	15.04	60.2	59.7	0.468	80	73
80	74	14.39	60.0	59.6	0.434	15.22	60.2	59.8	0.434	16.03	60.4	60.0	0.435	80	74
80	75	15.30	60.2	59.9	0.405	16.18	60.4	60.2	0.405	17.05	60.6	60.4	0.406	80	75
80	76	16.23	60.3	60.3	0.379	17.17	60.6	60.5	0.379	18.09	60.8	60.8	0.379	80	76
80	77	17.18	60.6	60.6	0.353	18.17	60.9	60.9	0.353	19.15	61.1	61.1	0.353	80	77
85	63	8.19	58.3	52.8	1.000	8.74	58.4	52.9	1.000	9.28	58.5	52.9	1.000	85	63
85	64	8.20	58.3	54.1	1.000	8.75	58.4	54.1	1.000	9.29	58.5	54.2	1.000	85	64
85	65	8.21	58.3	55.3	1.000	8.75	58.4	55.3	1.000	9.29	58.5	55.4	1.000	85	65
85	66	8.66	58.2	55.9	0.952	9.20	58.3	56.0	0.958	9.73	58.3	56.1	0.963	85	66
85	67	9.08	58.8	56.7	0.890	9.63	58.9	56.8	0.895	10.18	59.0	56.9	0.900	85	67
85	68	9.60	59.3	57.3	0.827	10.17	59.4	57.4	0.832	10.73	59.5	57.6	0.838	85	68
85	69	10.23	59.6	57.8	0.766	10.82	59.8	58.0	0.771	11.40	59.9	58.1	0.776	85	69
85	70	10.95	59.9	58.2	0.709	11.58	60.1	58.4	0.714	12.19	60.2	58.6	0.718	85	70
85	71	11.76	60.1	58.6	0.656	12.43	60.3	58.8	0.660	13.08	60.5	58.9	0.664	85	71
85	72	12.61	60.3	58.9	0.609	13.33	60.5	59.1	0.612	14.03	60.6	59.3	0.616	85	72
85	73	13.47	60.4	59.2	0.567	14.24	60.6	59.4	0.569	15.00	60.8	59.6	0.572	85	73
85	74	14.36	60.6	59.6	0.529	15.18	60.8	59.8	0.531	15.99	61.0	60.0	0.533	85	74
85	75	15.26	60.8	59.9	0.495	16.14	61.0	60.1	0.496	17.00	61.2	60.4	0.498	85	75
85	76	16.19	61.0	60.3	0.463	17.13	61.2	60.5	0.465	18.04	61.4	60.7	0.466	85	76
85	77	17.14	61.1	60.6	0.435	18.13	61.4	60.9	0.436	19.11	61.6	61.1	0.437	85	77
85	78	18.11	61.3	61.0	0.409	19.16	61.6	61.2	0.410	20.20	61.9	61.5	0.410	85	78
85	79	19.11	61.5	61.4	0.385	20.22	61.8	61.6	0.386	21.31	62.1	61.9	0.386	85	79
85	80	20.12	61.7	61.7	0.363	21.30	62.0	62.0	0.363	22.45	62.3	62.3	0.363	85	80
85	81	21.16	62.1	62.1	0.340	22.41	62.4	62.4	0.340	23.62	62.7	62.7	0.340	85	81
85	82	22.23	62.5	62.5	0.319	23.54	62.8	62.8	0.319	24.82	63.1	63.1	0.318	85	82



MIL-PRF-2939G  
w/INT AMENDMENT 1

APPENDIX A

**DW COIL PERFORMANCE CHART**      Coil Size: DW 61  
Entering Water = 45      Leaving Water = 51.67

AIR TEMP. (°F)		280 CFM (FPM = 491)				AIRFLOW 300 CFM (FPM = 526)				320 CFM ( FPM = 596)				AIR TEMP (°F)	
EDB	EWB	MBH	LDB	LWB	SHR	MBH	LDB	LWB	SHR	MBH	LDB	LWB	SHR	EDB	EWB
90	65	9.47	59.1	53.6	1.000	10.11	59.2	53.6	1.000	10.74	59.4	53.7	1.000	90	65
90	66	9.48	59.1	54.8	1.000	10.11	59.2	54.9	1.000	10.74	59.4	54.9	1.000	90	66
90	67	9.49	59.1	56.1	1.000	10.12	59.3	56.1	1.000	10.75	59.4	56.2	1.000	90	67
90	68	10.11	59.2	56.6	0.939	10.74	59.3	56.7	0.944	11.36	59.3	56.8	0.949	90	68
90	69	10.58	59.7	57.3	0.882	11.22	59.9	57.4	0.887	11.85	60.0	57.6	0.892	90	69
90	70	11.15	60.2	57.9	0.825	11.82	60.3	58.1	0.830	12.47	60.5	58.2	0.835	90	70
90	71	11.83	60.6	58.4	0.769	12.52	60.7	58.6	0.774	13.20	60.9	58.7	0.779	90	71
90	72	12.59	60.8	58.8	0.717	13.32	61.0	59.0	0.722	14.03	61.2	59.2	0.726	90	72
90	73	13.44	61.0	59.2	0.668	14.20	61.2	59.4	0.672	14.96	61.4	59.6	0.677	90	73
90	74	14.32	61.2	59.5	0.624	15.14	61.4	59.7	0.628	15.95	61.6	60.0	0.631	90	74
90	75	15.23	61.4	59.9	0.584	16.10	61.6	60.1	0.587	16.96	61.8	60.3	0.590	90	75
90	76	16.15	61.6	60.2	0.548	17.09	61.8	60.5	0.550	18.00	62.0	60.7	0.553	90	76
90	77	17.10	61.8	60.6	0.515	18.09	62.0	60.8	0.517	19.07	62.3	61.1	0.519	90	77
90	78	18.07	62.0	60.9	0.485	19.12	62.2	61.2	0.486	20.15	62.5	61.4	0.488	90	78
90	79	19.07	62.1	61.3	0.457	20.18	62.4	61.6	0.458	21.27	62.7	61.8	0.459	90	79
90	80	20.08	62.3	61.7	0.432	21.26	62.6	62.0	0.433	22.41	62.9	62.2	0.433	90	80
90	81	21.12	62.5	62.1	0.408	22.36	62.8	62.4	0.409	23.58	63.1	62.6	0.409	90	81
90	82	22.19	62.8	62.5	0.386	23.49	63.1	62.8	0.387	24.77	63.4	63.1	0.387	90	82
90	83	23.28	63.0	62.9	0.366	24.65	63.3	63.2	0.366	26.00	63.6	63.5	0.366	90	83
90	84	24.40	63.3	63.3	0.346	25.84	63.6	63.6	0.346	27.25	63.9	63.9	0.346	90	84
90	85	25.54	63.7	63.7	0.326	27.05	64.0	64.0	0.325	28.53	64.3	64.3	0.325	90	85
90	86	26.72	64.1	64.1	0.307	28.30	64.5	64.5	0.307	29.85	64.8	64.8	0.306	90	86
90	87	27.92	64.6	64.6	0.289	29.57	64.9	64.9	0.289	31.19	65.2	65.2	0.288	90	87
95	67	10.75	59.9	54.4	1.000	11.48	60.1	54.5	1.000	12.19	60.2	54.5	1.000	95	67
95	68	10.76	60.0	55.7	1.000	11.49	60.1	55.8	1.000	12.20	60.2	55.8	1.000	95	68
95	69	11.18	59.5	56.5	0.976	11.90	59.6	56.6	0.981	12.21	60.3	57.1	1.000	95	69
95	70	11.60	60.2	57.3	0.924	12.33	60.3	57.4	0.929	13.04	60.4	57.5	0.934	95	70
95	71	12.13	60.7	58.0	0.871	12.87	60.9	58.1	0.876	13.60	61.0	58.3	0.882	95	71
95	72	12.77	61.2	58.6	0.818	13.53	61.3	58.7	0.824	14.28	61.5	58.9	0.829	95	72
95	73	13.49	61.5	59.1	0.768	14.29	61.7	59.2	0.773	15.07	61.9	59.4	0.777	95	73
95	74	14.30	61.8	59.5	0.719	15.13	62.0	59.7	0.724	15.94	62.2	59.9	0.729	95	74
95	75	15.19	62.0	59.8	0.674	16.06	62.2	60.1	0.678	16.92	62.4	60.3	0.682	95	75
95	76	16.12	62.2	60.2	0.633	17.05	62.4	60.4	0.636	17.96	62.6	60.7	0.640	95	76
95	77	17.06	62.4	60.6	0.595	18.05	62.6	60.8	0.598	19.02	62.9	61.0	0.601	95	77
95	78	18.03	62.6	60.9	0.561	19.08	62.8	61.2	0.563	20.11	63.1	61.4	0.566	95	78
95	79	19.03	62.8	61.3	0.529	20.14	63.0	61.6	0.531	21.22	63.3	61.8	0.533	95	79
95	80	20.04	63.0	61.7	0.500	21.22	63.2	61.9	0.502	22.36	63.5	62.2	0.503	95	80
95	81	21.08	63.2	62.1	0.473	22.32	63.5	62.3	0.475	23.53	63.7	62.6	0.476	95	81
95	82	22.15	63.4	62.4	0.448	23.45	63.7	62.7	0.449	24.73	64.0	63.0	0.450	95	82
95	83	23.24	63.6	62.9	0.425	24.61	63.9	63.1	0.426	25.95	64.2	63.4	0.427	95	83
95	84	24.36	63.8	63.3	0.404	25.79	64.1	63.6	0.404	27.20	64.5	63.9	0.405	95	84
95	85	25.50	64.0	63.7	0.384	27.01	64.4	64.0	0.384	28.49	64.7	64.3	0.384	95	85
95	86	26.67	64.3	64.1	0.365	28.25	64.6	64.4	0.365	29.80	65.0	64.7	0.365	95	86
95	87	27.87	64.5	64.5	0.347	29.52	64.9	64.9	0.347	31.14	65.2	65.2	0.347	95	87
95	88	29.10	65.0	65.0	0.328	30.83	65.3	65.3	0.328	32.52	65.7	65.7	0.328	95	88
95	89	30.36	65.4	65.4	0.310	32.16	65.8	65.8	0.310	33.93	66.1	66.1	0.310	95	89
95	90	31.65	65.9	65.9	0.293	33.53	66.3	66.3	0.293	35.37	66.6	66.6	0.293	95	90
95	91	32.97	66.4	66.4	0.278	34.93	66.8	66.8	0.277	36.85	67.1	67.1	0.277	95	91
95	92	34.32	66.9	66.9	0.263	36.36	67.2	67.2	0.262	38.36	67.6	67.6	0.262	95	92

MIL-PRF-2939G  
w/INT AMENDMENT 1

APPENDIX A

DW COIL PERFORMANCE CHART      Coil Size: DW 61  
Entering Water = 45      Leaving Water = 51.67

AIR TEMP. (°F)		280 CFM (FPM = 491)				AIRFLOW 300 CFM (FPM = 526)				320 CFM ( FPM = 596)				AIR TEMP. (°F)	
EDB	EWB	MBH	LDB	LWB	SHR	MBH	LDB	LWB	SHR	MBH	LDB	LWB	SHR	EDB	EWB
100	69	12.04	60.8	55.3	1.000	12.85	60.9	55.4	1.000	13.65	61.1	55.5	1.000	100	69
100	70	12.05	60.8	56.7	1.000	12.86	61.0	56.7	1.000	13.67	61.1	56.8	1.000	100	70
100	71	12.66	60.6	57.3	0.958	13.47	60.7	57.4	0.962	14.26	60.8	57.5	0.967	100	71
100	72	13.16	61.2	58.0	0.908	13.97	61.4	58.2	0.913	14.79	61.5	58.3	0.918	100	72
100	73	13.76	61.7	58.7	0.859	14.59	61.9	58.8	0.864	15.42	62.0	59.0	0.869	100	73
100	74	14.45	62.2	59.2	0.810	15.31	62.3	59.4	0.815	16.17	62.5	59.6	0.820	100	74
100	75	15.23	62.5	59.7	0.762	16.13	62.7	59.9	0.767	17.01	62.9	60.1	0.772	100	75
100	76	16.09	62.8	60.2	0.718	17.03	63.0	60.4	0.722	17.95	63.2	60.6	0.727	100	76
100	77	17.03	63.0	60.5	0.676	18.01	63.2	60.8	0.680	18.98	63.5	61.0	0.684	100	77
100	78	18.00	63.2	60.9	0.637	19.04	63.4	61.1	0.640	20.07	63.7	61.4	0.644	100	78
100	79	18.99	63.4	61.3	0.601	20.10	63.6	61.5	0.604	21.18	63.9	61.8	0.607	100	79
100	80	20.00	63.6	61.6	0.569	21.17	63.9	61.9	0.571	22.32	64.1	62.2	0.574	100	80
100	81	21.04	63.8	62.0	0.538	22.28	64.1	62.3	0.541	23.49	64.3	62.6	0.543	100	81
100	82	22.11	64.0	62.4	0.510	23.41	64.3	62.7	0.512	24.68	64.6	63.0	0.514	100	82
100	83	23.20	64.2	62.8	0.484	24.57	64.5	63.1	0.486	25.90	64.8	63.4	0.487	100	83
100	84	24.32	64.4	63.2	0.460	25.75	64.8	63.5	0.461	27.16	65.1	63.8	0.463	100	84
100	85	25.46	64.6	63.6	0.438	26.96	65.0	64.0	0.438	28.44	65.3	64.3	0.439	100	85
100	86	26.63	64.9	64.1	0.416	28.21	65.2	64.4	0.417	29.75	65.6	64.7	0.418	100	86
100	87	27.83	65.1	64.5	0.397	29.48	65.5	64.8	0.397	31.10	65.8	65.2	0.397	100	87
100	88	29.06	65.4	64.9	0.378	30.78	65.7	65.3	0.378	32.47	66.1	65.6	0.378	100	88
100	89	30.32	65.6	65.4	0.361	32.11	66.0	65.8	0.361	33.88	66.4	66.1	0.361	100	89
100	90	31.60	65.9	65.9	0.344	33.48	66.3	66.2	0.344	35.32	66.6	66.6	0.344	100	90
100	91	32.92	66.3	66.3	0.326	34.88	66.7	66.7	0.326	36.80	67.1	67.1	0.327	100	91
100	92	34.27	66.8	66.8	0.310	36.31	67.2	67.2	0.310	38.31	67.6	67.6	0.310	100	92
100	93	35.66	67.3	67.3	0.294	37.78	67.7	67.7	0.294	39.86	68.1	68.1	0.294	100	93
100	94	37.07	67.8	67.8	0.279	39.28	68.2	68.2	0.279	41.45	68.6	68.6	0.278	100	94
100	95	38.52	68.3	68.3	0.265	40.82	68.7	68.7	0.265	43.08	69.1	69.1	0.264	100	95
100	96	40.01	68.8	68.8	0.252	42.40	69.3	69.3	0.251	44.74	69.7	69.7	0.250	100	96
100	97	41.53	69.4	69.4	0.239	44.01	69.8	69.8	0.238	46.44	70.2	70.2	0.237	100	97
105	71	13.32	61.6	56.4	1.000	14.22	61.8	56.4	1.000	15.12	61.9	56.5	1.000	105	71
105	72	13.76	61.0	57.2	0.984	14.23	61.8	57.8	1.000	15.13	62.0	57.8	1.000	105	72
105	73	14.21	61.7	58.0	0.938	15.11	61.8	58.2	0.943	16.00	61.9	58.3	0.948	105	73
105	74	14.78	62.3	58.8	0.891	15.70	62.4	58.9	0.896	16.60	62.6	59.1	0.901	105	74
105	75	15.45	62.8	59.4	0.844	16.39	62.9	59.6	0.850	17.32	63.1	59.7	0.855	105	75
105	76	16.21	63.2	59.9	0.799	17.18	63.4	60.1	0.804	18.13	63.6	60.3	0.809	105	76
105	77	17.04	63.5	60.4	0.755	18.05	63.7	60.6	0.759	19.04	63.9	60.9	0.764	105	77
105	78	17.96	63.8	60.8	0.713	19.01	64.0	61.1	0.717	20.04	64.2	61.3	0.722	105	78
105	79	18.95	64.0	61.2	0.673	20.05	64.2	61.5	0.677	21.14	64.5	61.7	0.681	105	79
105	80	19.97	64.2	61.6	0.637	21.13	64.5	61.9	0.641	22.28	64.7	62.1	0.644	105	80
105	81	21.01	64.4	62.0	0.604	22.24	64.7	62.3	0.607	23.44	64.9	62.5	0.610	105	81
105	82	22.07	64.6	62.4	0.572	23.37	64.9	62.7	0.575	24.64	65.2	62.9	0.578	105	82
105	83	23.16	64.8	62.8	0.544	24.52	65.1	63.1	0.546	25.86	65.4	63.4	0.548	105	83
105	84	24.28	65.0	63.2	0.517	25.71	65.4	63.5	0.519	27.11	65.7	63.8	0.520	105	84
105	85	25.42	65.3	63.6	0.492	26.92	65.6	63.9	0.493	28.39	65.9	64.2	0.495	105	85
105	86	26.59	65.5	64.0	0.468	28.16	65.8	64.3	0.469	29.70	66.2	64.7	0.471	105	86
105	87	27.79	65.7	64.5	0.446	29.43	66.1	64.8	0.447	31.05	66.4	65.1	0.448	105	87
105	88	29.02	66.0	64.9	0.426	30.74	66.4	65.2	0.426	32.42	66.7	65.6	0.427	105	88
105	89	30.27	66.2	65.4	0.406	32.07	66.6	65.7	0.407	33.83	67.0	66.0	0.407	105	89
105	90	31.56	66.5	65.8	0.388	33.43	66.9	66.2	0.388	35.27	67.3	66.5	0.389	105	90
105	91	32.88	66.7	66.3	0.371	34.83	67.2	66.7	0.371	36.75	67.5	67.0	0.371	105	91
105	92	34.23	67.0	66.8	0.354	36.27	67.4	67.1	0.354	38.26	67.8	67.5	0.354	105	92
105	93	35.61	67.3	67.3	0.339	37.73	67.7	67.6	0.339	39.81	68.1	68.0	0.339	105	93
105	94	37.03	67.8	67.8	0.323	39.23	68.2	68.2	0.323	41.40	68.5	68.5	0.323	105	94
105	95	38.48	68.3	68.3	0.307	40.77	68.7	68.7	0.307	43.03	69.1	69.1	0.307	105	95
105	96	39.96	68.8	68.8	0.292	42.35	69.2	69.2	0.292	44.69	69.6	69.6	0.292	105	96
105	97	41.49	69.3	69.3	0.278	43.96	69.8	69.8	0.278	46.39	70.2	70.2	0.277	105	97
105	98	43.05	69.9	69.9	0.265	45.62	70.3	70.3	0.264	48.14	70.7	70.7	0.264	105	98
105	99	44.64	70.4	70.4	0.252	47.31	70.9	70.9	0.251	49.93	71.3	71.3	0.251	105	99
105	100	46.28	71.0	71.0	0.239	49.04	71.4	71.4	0.239	51.76	71.9	71.9	0.238	105	100
105	101	47.96	71.6	71.6	0.228	50.82	72.0	72.0	0.227	53.63	72.5	72.5	0.226	105	101
105	102	49.67	72.2	72.2	0.217	52.64	72.6	72.6	0.216	55.55	73.1	73.1	0.215	105	102

MIL-PRF-2939G  
w/INT AMENDMENT 1

APPENDIX A

DW COIL PERFORMANCE CHART      Coil Size: DW 61  
Entering Water = 45      Leaving Water = 51.67

AIR TEMP. (°F)		AIRFLOW								AIR TEMP (°F)	
		340 CFM (FPM = 596)				360 CFM (FPM = 632)					
EDB	EWB	MBH	LDB	LWB	SHR	MBH	LDB	LWB	SHR	EDB	EWB
75	59	6.74	56.9	51.7	1.000	7.10	57.0	51.8	1.000	75	59
75	60	6.74	56.9	52.9	1.000	7.10	57.0	52.9	1.000	75	60
75	61	6.74	56.9	54.1	1.000	7.10	57.0	54.1	1.000	75	61
75	62	6.75	56.9	55.2	1.000	7.11	57.0	55.3	1.000	75	62
75	63	7.30	57.2	55.8	0.911	7.65	57.3	55.9	0.917	75	63
75	64	7.77	57.8	56.5	0.830	8.15	57.8	56.6	0.835	75	64
75	65	8.39	58.2	57.0	0.751	8.77	58.3	57.1	0.756	75	65
75	66	9.15	58.5	57.5	0.677	9.56	58.6	57.6	0.681	75	66
75	67	10.03	58.7	57.8	0.611	10.48	58.8	57.9	0.615	75	67
75	68	10.94	58.9	58.1	0.555	11.43	59.0	58.3	0.557	75	68
75	69	11.87	59.0	58.5	0.506	12.40	59.2	58.6	0.508	75	69
75	70	12.82	59.2	58.8	0.464	13.40	59.4	59.0	0.465	75	70
75	71	13.80	59.4	59.2	0.426	14.43	59.6	59.3	0.427	75	71
75	72	14.80	59.6	59.5	0.393	15.47	59.8	59.7	0.393	75	72
80	61	8.27	57.8	52.3	1.000	8.72	57.9	52.4	1.000	80	61
80	62	8.28	57.8	53.5	1.000	8.73	57.9	53.6	1.000	80	62
80	63	8.29	57.8	54.7	1.000	8.73	57.9	54.7	1.000	80	63
80	64	8.60	57.4	55.6	0.980	9.03	57.5	55.6	0.985	80	64
80	65	8.98	58.1	56.4	0.911	9.42	58.2	56.5	0.916	80	65
80	66	9.50	58.7	57.1	0.841	9.95	58.8	57.2	0.846	80	66
80	67	10.15	59.1	57.6	0.772	10.62	59.2	57.7	0.776	80	67
80	68	10.93	59.4	58.1	0.706	11.43	59.6	58.2	0.711	80	68
80	69	11.83	59.6	58.5	0.647	12.36	59.8	58.6	0.650	80	69
80	70	12.78	59.8	58.8	0.594	13.36	60.0	59.0	0.597	80	70
80	71	13.76	60.0	59.1	0.547	14.38	60.2	59.3	0.549	80	71
80	72	14.76	60.2	59.5	0.506	15.43	60.4	59.7	0.507	80	72
80	73	15.78	60.4	59.9	0.469	16.50	60.6	60.0	0.470	80	73
80	74	16.82	60.6	60.2	0.436	17.60	60.8	60.4	0.437	80	74
80	75	17.89	60.8	60.6	0.406	18.72	61.1	60.8	0.406	80	75
80	76	18.99	61.1	61.0	0.379	19.87	61.3	61.2	0.379	80	76
80	77	20.11	61.4	61.4	0.353	21.05	61.6	61.6	0.353	80	77
85	63	9.82	58.6	53.0	1.000	10.35	58.7	53.0	1.000	85	63
85	64	9.82	58.6	54.2	1.000	10.36	58.8	54.2	1.000	85	64
85	65	9.83	58.7	55.4	1.000	10.36	58.8	55.5	1.000	85	65
85	66	10.27	58.4	56.2	0.968	10.79	58.5	56.3	0.972	85	66
85	67	10.71	59.1	57.0	0.906	11.24	59.2	57.1	0.911	85	67
85	68	11.28	59.6	57.7	0.843	11.82	59.7	57.8	0.848	85	68
85	69	11.98	60.0	58.2	0.781	12.54	60.2	58.4	0.786	85	69
85	70	12.79	60.4	58.7	0.723	13.38	60.5	58.9	0.727	85	70
85	71	13.72	60.6	59.1	0.668	14.34	60.8	59.3	0.672	85	71
85	72	14.71	60.8	59.5	0.619	15.39	61.0	59.6	0.622	85	72
85	73	15.73	61.0	59.8	0.575	16.46	61.2	60.0	0.577	85	73
85	74	16.78	61.2	60.2	0.535	17.55	61.4	60.4	0.537	85	74
85	75	17.85	61.4	60.6	0.499	18.68	61.7	60.8	0.501	85	75
85	76	18.94	61.7	60.9	0.467	19.82	61.9	61.1	0.468	85	76
85	77	20.06	61.9	61.3	0.437	21.00	62.1	61.5	0.438	85	77
85	78	21.21	62.1	61.7	0.411	22.20	62.3	61.9	0.411	85	78
85	79	22.38	62.3	62.1	0.386	23.44	62.6	62.3	0.386	85	79
85	80	23.59	62.6	62.5	0.363	24.70	62.8	62.8	0.363	85	80
85	81	24.82	62.9	62.9	0.340	25.99	63.2	63.2	0.340	85	81
85	82	26.07	63.4	63.4	0.318	27.31	63.6	63.6	0.318	85	82

MIL-PRF-2939G  
w/INT AMENDMENT 1

APPENDIX A

DW COIL PERFORMANCE CHART      Coil Size: DW 61  
Entering Water = 45      Leaving Water = 51.67

AIR TEMP. (°F)		AIRFLOW								AIR TEMP. (°F)	
		340 CFM (FPM = 596)				360 CFM (FPM = 632)					
EDB	EWB	MBH	LDB	LWB	SHR	MBH	LDB	LWB	SHR	EDB	EWB
90	65	11.36	59.5	53.7	1.000	11.98	59.6	53.8	1.000	90	65
90	66	11.37	59.5	55.0	1.000	11.99	59.6	55.0	1.000	90	66
90	67	11.38	59.5	56.2	1.000	12.00	59.6	56.3	1.000	90	67
90	68	11.97	59.4	56.9	0.954	12.58	59.5	57.0	0.959	90	68
90	69	12.49	60.1	57.7	0.897	13.11	60.2	57.8	0.902	90	69
90	70	13.12	60.6	58.3	0.840	13.75	60.7	58.5	0.845	90	70
90	71	13.87	61.0	58.9	0.784	14.53	61.2	59.0	0.789	90	71
90	72	14.73	61.4	59.4	0.731	15.42	61.5	59.5	0.735	90	72
90	73	15.69	61.6	59.8	0.681	16.41	61.8	60.0	0.685	90	73
90	74	16.74	61.8	60.2	0.634	17.51	62.0	60.3	0.638	90	74
90	75	17.80	62.0	60.5	0.593	18.63	62.2	60.7	0.596	90	75
90	76	18.90	62.3	60.9	0.555	19.78	62.5	61.1	0.557	90	76
90	77	20.02	62.5	61.3	0.521	20.95	62.7	61.5	0.523	90	77
90	78	21.16	62.7	61.7	0.489	22.16	62.9	61.9	0.491	90	78
90	79	22.34	62.9	62.1	0.461	23.39	63.2	62.3	0.462	90	79
90	80	23.54	63.2	62.5	0.434	24.65	63.4	62.7	0.435	90	80
90	81	24.77	63.4	62.9	0.410	25.94	63.7	63.1	0.410	90	81
90	82	26.03	63.6	63.3	0.387	27.26	63.9	63.6	0.387	90	82
90	83	27.32	63.9	63.7	0.366	28.61	64.2	64.0	0.366	90	83
90	84	28.63	64.2	64.2	0.346	29.99	64.4	64.4	0.346	90	84
90	85	29.98	64.6	64.6	0.325	31.41	64.9	64.9	0.325	90	85
90	86	31.37	65.1	65.1	0.306	32.86	65.4	65.4	0.306	90	86
90	87	32.78	65.5	65.5	0.288	34.35	65.8	65.8	0.287	90	87
95	67	12.91	60.4	54.6	1.000	13.61	60.5	54.6	1.000	95	67
95	68	12.92	60.4	55.9	1.000	13.62	60.5	55.9	1.000	95	68
95	69	12.93	60.4	57.2	1.000	13.63	60.5	57.2	1.000	95	69
95	70	13.74	60.5	57.6	0.939	14.44	60.6	57.7	0.944	95	70
95	71	14.32	61.1	58.4	0.887	15.03	61.2	58.5	0.891	95	71
95	72	15.02	61.6	59.0	0.834	15.75	61.7	59.2	0.838	95	72
95	73	15.83	62.0	59.6	0.782	16.59	62.2	59.7	0.787	95	73
95	74	16.75	62.4	60.1	0.733	17.54	62.5	60.3	0.737	95	74
95	75	17.76	62.6	60.5	0.687	18.58	62.8	60.7	0.691	95	75
95	76	18.85	62.9	60.9	0.643	19.73	63.1	61.1	0.647	95	76
95	77	19.97	63.1	61.3	0.604	20.91	63.3	61.5	0.607	95	77
95	78	21.12	63.3	61.6	0.568	22.11	63.5	61.9	0.571	95	78
95	79	22.29	63.5	62.0	0.535	23.34	63.8	62.3	0.537	95	79
95	80	23.49	63.8	62.4	0.505	24.60	64.0	62.7	0.507	95	80
95	81	24.72	64.0	62.9	0.477	25.89	64.3	63.1	0.479	95	81
95	82	25.98	64.3	63.3	0.451	27.21	64.5	63.5	0.452	95	82
95	83	27.27	64.5	63.7	0.427	28.56	64.8	64.0	0.428	95	83
95	84	28.59	64.8	64.1	0.405	29.94	65.0	64.4	0.406	95	84
95	85	29.94	65.0	64.6	0.384	31.36	65.3	64.9	0.384	95	85
95	86	31.32	65.3	65.0	0.365	32.81	65.6	65.3	0.365	95	86
95	87	32.73	65.5	65.5	0.347	34.29	65.9	65.8	0.346	95	87
95	88	34.18	66.0	66.0	0.328	35.81	66.3	66.3	0.328	95	88
95	89	35.67	66.5	66.5	0.310	37.37	66.8	66.8	0.309	95	89
95	90	37.18	66.9	66.9	0.292	38.96	67.3	67.3	0.292	95	90
95	91	38.74	67.4	67.4	0.276	40.60	67.8	67.8	0.276	95	91
95	92	40.33	68.0	68.0	0.261	42.27	68.3	68.3	0.261	95	92

MIL-PRF-2939G  
w/INT AMENDMENT 1

APPENDIX A

DW COIL PERFORMANCE CHART      Coil Size: DW 61  
Entering Water = 45      Leaving Water = 51.67

AIR TEMP. (°F)		AIRFLOW								AIR TEMP (°F)	
		340 CFM (FPM = 596)				360 CFM (FPM = 632)					
EDB	EWB	MBH	LDB	LWB	SHR	MBH	LDB	LWB	SHR	EDB	EWB
100	69	14.46	61.2	55.5	1.000	15.25	61.4	55.6	1.000	100	69
100	70	14.47	61.2	56.8	1.000	15.26	61.4	56.9	1.000	100	70
100	71	15.05	60.9	57.6	0.972	15.83	61.0	57.7	0.976	100	71
100	72	15.59	61.6	58.4	0.923	16.38	61.7	58.5	0.928	100	72
100	73	16.24	62.2	59.1	0.874	17.04	62.3	59.3	0.878	100	73
100	74	17.01	62.7	59.8	0.825	17.84	62.8	59.9	0.829	100	74
100	75	17.88	63.1	60.3	0.777	18.74	63.2	60.5	0.781	100	75
100	76	18.85	63.4	60.8	0.731	19.75	63.6	61.0	0.735	100	76
100	77	19.93	63.7	61.2	0.688	20.86	63.9	61.4	0.692	100	77
100	78	21.07	63.9	61.6	0.647	22.06	64.1	61.8	0.651	100	78
100	79	22.25	64.1	62.0	0.610	23.29	64.4	62.2	0.613	100	79
100	80	23.45	64.4	62.4	0.576	24.55	64.6	62.6	0.579	100	80
100	81	24.67	64.6	62.8	0.545	25.84	64.9	63.1	0.547	100	81
100	82	25.93	64.9	63.2	0.516	27.16	65.1	63.5	0.518	100	82
100	83	27.22	65.1	63.7	0.489	28.51	65.4	63.9	0.490	100	83
100	84	28.54	65.4	64.1	0.464	29.89	65.6	64.4	0.465	100	84
100	85	29.89	65.6	64.5	0.440	31.31	65.9	64.8	0.441	100	85
100	86	31.27	65.9	65.0	0.418	32.76	66.2	65.3	0.419	100	86
100	87	32.68	66.2	65.5	0.398	34.24	66.5	65.7	0.398	100	87
100	88	34.13	66.4	65.9	0.379	35.76	66.8	66.2	0.379	100	88
100	89	35.61	66.7	66.4	0.361	37.32	67.1	66.7	0.361	100	89
100	90	37.13	67.0	66.9	0.344	38.91	67.4	67.2	0.344	100	90
100	91	38.69	67.4	67.4	0.327	40.54	67.7	67.7	0.327	100	91
100	92	40.28	67.9	67.9	0.310	42.21	68.2	68.2	0.310	100	92
100	93	41.91	68.4	68.4	0.293	43.92	68.8	68.8	0.293	100	93
100	94	43.58	69.0	69.0	0.278	45.67	69.3	69.3	0.278	100	94
100	95	45.29	69.5	69.5	0.264	47.47	69.8	69.8	0.263	100	95
100	96	47.04	70.0	70.0	0.250	49.30	70.4	70.4	0.249	100	96
100	97	48.83	70.6	70.6	0.237	51.18	71.0	71.0	0.236	100	97
105	71	16.01	62.1	56.5	1.000	16.89	62.2	56.6	1.000	105	71
105	72	16.02	62.1	57.9	1.000	16.90	62.3	58.0	1.000	105	72
105	73	16.88	62.0	58.4	0.952	17.75	62.1	58.5	0.957	105	73
105	74	17.49	62.7	59.2	0.906	18.39	62.8	59.3	0.910	105	74
105	75	18.23	63.2	59.9	0.859	19.13	63.4	60.1	0.864	105	75
105	76	19.08	63.7	60.5	0.813	20.01	63.9	60.7	0.818	105	76
105	77	20.02	64.1	61.1	0.769	20.98	64.3	61.2	0.773	105	77
105	78	21.06	64.5	61.5	0.726	22.06	64.7	61.8	0.730	105	78
105	79	22.20	64.7	62.0	0.685	23.24	64.9	62.2	0.689	105	79
105	80	23.40	65.0	62.4	0.648	24.50	65.2	62.6	0.651	105	80
105	81	24.63	65.2	62.8	0.613	25.79	65.4	63.0	0.616	105	81
105	82	25.88	65.4	63.2	0.580	27.11	65.7	63.5	0.583	105	82
105	83	27.17	65.7	63.6	0.550	28.46	66.0	63.9	0.552	105	83
105	84	28.49	66.0	64.1	0.522	29.84	66.2	64.3	0.524	105	84
105	85	29.84	66.2	64.5	0.496	31.26	66.5	64.8	0.498	105	85
105	86	31.22	66.5	65.0	0.472	32.70	66.8	65.2	0.473	105	86
105	87	32.63	66.8	65.4	0.449	34.19	67.1	65.7	0.450	105	87
105	88	34.08	67.0	65.9	0.428	35.71	67.4	66.2	0.429	105	88
105	89	35.56	67.3	66.4	0.408	37.26	67.7	66.7	0.408	105	89
105	90	37.08	67.6	66.9	0.389	38.86	68.0	67.2	0.389	105	90
105	91	38.64	67.9	67.3	0.371	40.49	68.3	67.7	0.371	105	91
105	92	40.23	68.2	67.9	0.354	42.16	68.6	68.2	0.354	105	92
105	93	41.86	68.5	68.4	0.338	43.87	68.9	68.7	0.338	105	93
105	94	43.53	68.9	68.9	0.323	45.62	69.3	69.3	0.323	105	94
105	95	45.24	69.4	69.4	0.307	47.41	69.8	69.8	0.307	105	95
105	96	46.99	70.0	70.0	0.292	49.25	70.4	70.4	0.292	105	96
105	97	48.78	70.6	70.6	0.277	51.13	70.9	70.9	0.277	105	97
105	98	50.62	71.1	71.1	0.263	53.05	71.5	71.5	0.263	105	98
105	99	52.50	71.7	71.7	0.250	55.02	72.1	72.1	0.250	105	99
105	100	54.42	72.3	72.3	0.238	57.04	72.7	72.7	0.237	105	100
105	101	56.40	72.9	72.9	0.226	59.11	73.3	73.3	0.225	105	101
105	102	58.42	73.5	73.5	0.214	61.23	73.9	73.9	0.214	105	102

MIL-PRF-2939G  
w/INT AMENDMENT 1

APPENDIX A

DW COIL PERFORMANCE CHART      Coil Size: DW 62  
Entering Water = 45      Leaving Water = 51.67

AIR TEMP. (°F)		240 CFM (FPM = 267)				275 CFM (FPM = 306)				310 CFM ( FPM = 344)				AIR TEMP. (°F)	
		MBH	LDB	LWB	SHR	MBH	LDB	LWB	SHR	MBH	LDB	LWB	SHR		
75	59	5.63	53.6	50.3	1.000	6.41	53.7	50.4	1.000	7.19	53.8	50.4	1.000	75	59
75	60	5.63	53.6	51.5	1.000	6.42	53.7	51.6	1.000	7.19	53.8	51.6	1.000	75	60
75	61	6.00	53.5	52.1	0.946	6.79	53.5	52.2	0.953	7.57	53.6	52.3	0.960	75	61
75	62	6.39	53.9	52.7	0.868	7.22	54.1	52.9	0.876	8.02	54.2	53.0	0.883	75	62
75	63	6.91	54.2	53.1	0.793	7.78	54.4	53.3	0.800	8.63	54.6	53.5	0.807	75	63
75	64	7.52	54.4	53.4	0.723	8.46	54.6	53.6	0.729	9.37	54.8	53.8	0.736	75	64
75	65	8.23	54.5	53.6	0.660	9.24	54.7	53.8	0.666	10.22	54.9	54.1	0.671	75	65
75	66	8.95	54.5	53.8	0.606	10.06	54.8	54.0	0.610	11.14	55.0	54.3	0.614	75	66
75	67	9.70	54.5	53.9	0.559	10.91	54.8	54.2	0.562	12.08	55.1	54.5	0.565	75	67
75	68	10.45	54.6	54.1	0.518	11.77	54.9	54.4	0.520	13.04	55.1	54.7	0.522	75	68
75	69	11.23	54.6	54.3	0.482	12.64	54.9	54.6	0.483	14.02	55.2	54.9	0.485	75	69
75	70	12.02	54.7	54.5	0.450	13.54	55.0	54.8	0.450	15.02	55.3	55.1	0.451	75	70
75	71	12.83	54.7	54.7	0.421	14.46	55.1	55.0	0.421	16.05	55.4	55.3	0.421	75	71
75	72	13.65	54.9	54.9	0.393	15.39	55.2	55.2	0.393	17.09	55.5	55.5	0.393	75	72
80	61	6.79	54.1	50.8	1.000	7.74	54.3	50.8	1.000	8.69	54.4	50.9	1.000	80	61
80	62	6.80	54.2	52.0	1.000	7.75	54.3	52.1	1.000	8.69	54.4	52.1	1.000	80	62
80	63	7.28	54.1	52.5	0.937	8.25	54.2	52.6	0.944	9.20	54.3	52.7	0.950	80	63
80	64	7.73	54.5	53.0	0.869	8.74	54.7	53.2	0.876	9.72	54.8	53.3	0.883	80	64
80	65	8.29	54.8	53.4	0.802	9.35	55.0	53.6	0.809	10.38	55.2	53.8	0.816	80	65
80	66	8.94	55.0	53.7	0.740	10.06	55.2	54.0	0.746	11.16	55.4	54.2	0.752	80	66
80	67	9.66	55.0	53.9	0.683	10.87	55.3	54.2	0.689	12.05	55.5	54.4	0.694	80	67
80	68	10.42	55.1	54.1	0.633	11.73	55.4	54.4	0.638	13.00	55.6	54.6	0.642	80	68
80	69	11.20	55.1	54.3	0.589	12.61	55.4	54.6	0.593	13.98	55.7	54.9	0.596	80	69
80	70	11.99	55.2	54.5	0.550	13.50	55.5	54.8	0.552	14.98	55.8	55.1	0.555	80	70
80	71	12.79	55.2	54.7	0.515	14.42	55.6	55.0	0.517	16.00	55.9	55.3	0.518	80	71
80	72	13.62	55.3	54.9	0.483	15.36	55.6	55.2	0.484	17.05	56.0	55.5	0.485	80	72
80	73	14.46	55.4	55.1	0.455	16.31	55.7	55.4	0.455	18.12	56.0	55.7	0.456	80	73
80	74	15.33	55.4	55.3	0.429	17.29	55.8	55.7	0.429	19.21	56.1	56.0	0.429	80	74
80	75	16.21	55.5	55.5	0.404	18.29	55.9	55.9	0.404	20.33	56.2	56.2	0.404	80	75
80	76	17.11	55.8	55.8	0.380	19.32	56.1	56.1	0.380	21.47	56.5	56.5	0.379	80	76
80	77	18.04	56.0	56.0	0.357	20.36	56.4	56.4	0.357	22.64	56.7	56.7	0.356	80	77
85	63	7.95	54.7	51.3	1.000	9.07	54.9	51.4	1.000	10.18	55.0	51.5	1.000	85	63
85	64	7.96	54.7	52.6	1.000	9.08	54.9	52.7	1.000	10.19	55.0	52.7	1.000	85	64
85	65	8.60	54.7	52.9	0.926	9.75	54.9	53.0	0.933	10.88	55.0	53.2	0.939	85	65
85	66	9.11	55.1	53.4	0.864	10.30	55.3	53.6	0.871	11.47	55.4	53.7	0.878	85	66
85	67	9.72	55.4	53.8	0.805	10.96	55.6	54.0	0.811	12.19	55.8	54.2	0.817	85	67
85	68	10.40	55.6	54.1	0.748	11.73	55.8	54.3	0.754	13.02	56.0	54.6	0.760	85	68
85	69	11.16	55.6	54.3	0.697	12.57	55.9	54.6	0.702	13.94	56.2	54.8	0.707	85	69
85	70	11.95	55.7	54.5	0.650	13.47	56.0	54.8	0.655	14.94	56.3	55.0	0.659	85	70
85	71	12.76	55.7	54.7	0.609	14.38	56.1	55.0	0.612	15.96	56.3	55.3	0.616	85	71
85	72	13.59	55.8	54.9	0.572	15.32	56.1	55.2	0.574	17.00	56.4	55.5	0.577	85	72
85	73	14.43	55.9	55.1	0.538	16.27	56.2	55.4	0.540	18.07	56.5	55.7	0.542	85	73
85	74	15.29	55.9	55.3	0.507	17.25	56.3	55.6	0.509	19.16	56.6	56.0	0.510	85	74
85	75	16.17	56.0	55.5	0.479	18.25	56.4	55.9	0.480	20.28	56.7	56.2	0.481	85	75
85	76	17.08	56.1	55.7	0.453	19.27	56.5	56.1	0.454	21.42	56.8	56.5	0.455	85	76
85	77	18.00	56.1	56.0	0.430	20.32	56.5	56.4	0.430	22.59	56.9	56.7	0.430	85	77
85	78	18.94	56.2	56.2	0.408	21.39	56.6	56.6	0.408	23.79	57.0	57.0	0.408	85	78
85	79	19.91	56.5	56.5	0.386	22.49	56.9	56.9	0.385	25.01	57.2	57.2	0.385	85	79
85	80	20.90	56.7	56.7	0.365	23.61	57.1	57.1	0.364	26.26	57.5	57.5	0.364	85	80
85	81	21.91	57.0	57.0	0.345	24.76	57.4	57.4	0.345	27.54	57.8	57.8	0.344	85	81
85	82	22.95	57.2	57.2	0.327	25.93	57.7	57.7	0.326	28.85	58.1	58.1	0.326	85	82

MIL-PRF-2939G  
w/INT AMENDMENT 1

APPENDIX A

DW COIL PERFORMANCE CHART      Coil Size: DW 62  
Entering Water = 45      Leaving Water = 51.67

AIR TEMP. (°F)		240 CFM (FPM = 267)				275 CFM (FPM = 306)				310 CFM ( FPM = 344)				AIR TEMP (°F)	
EDB	EWB	MBH	LDB	LWB	SHR	MBH	LDB	LWB	SHR	MBH	LDB	LWB	SHR	EDB	EWB
90	65	9.11	55.3	52.0	1.000	10.40	55.5	52.1	1.000	11.68	55.6	52.1	1.000	90	65
90	66	9.52	54.9	52.7	0.970	10.81	55.0	52.8	0.976	12.09	55.1	52.9	0.981	90	66
90	67	9.97	55.4	53.3	0.914	11.30	55.6	53.5	0.920	12.61	55.7	53.6	0.926	90	67
90	68	10.54	55.8	53.8	0.857	11.92	56.0	54.0	0.863	13.28	56.1	54.2	0.869	90	68
90	69	11.20	56.0	54.1	0.802	12.64	56.2	54.4	0.808	14.06	56.4	54.6	0.814	90	69
90	70	11.93	56.2	54.4	0.751	13.46	56.4	54.7	0.756	14.95	56.7	55.0	0.762	90	70
90	71	12.73	56.2	54.6	0.703	14.34	56.5	54.9	0.708	15.92	56.8	55.2	0.713	90	71
90	72	13.55	56.3	54.8	0.660	15.28	56.6	55.2	0.664	16.96	56.9	55.5	0.669	90	72
90	73	14.39	56.4	55.0	0.621	16.23	56.7	55.4	0.625	18.03	57.0	55.7	0.628	90	73
90	74	15.26	56.4	55.3	0.586	17.21	56.8	55.6	0.589	19.12	57.1	55.9	0.592	90	74
90	75	16.14	56.5	55.5	0.554	18.21	56.9	55.8	0.556	20.23	57.2	56.2	0.558	90	75
90	76	17.04	56.6	55.7	0.524	19.23	56.9	56.1	0.526	21.38	57.3	56.4	0.528	90	76
90	77	17.96	56.6	55.9	0.497	20.28	57.0	56.3	0.498	22.54	57.4	56.7	0.499	90	77
90	78	18.90	56.7	56.2	0.472	21.35	57.1	56.6	0.473	23.74	57.5	56.9	0.473	90	78
90	79	19.87	56.8	56.4	0.449	22.44	57.2	56.8	0.449	24.96	57.6	57.2	0.450	90	79
90	80	20.86	56.9	56.7	0.427	23.57	57.3	57.1	0.427	26.21	57.7	57.5	0.427	90	80
90	81	21.87	56.9	56.9	0.407	24.71	57.4	57.4	0.407	27.49	57.9	57.8	0.407	90	81
90	82	22.91	57.2	57.2	0.386	25.89	57.6	57.6	0.386	28.80	58.1	58.1	0.386	90	82
90	83	23.97	57.5	57.5	0.367	27.09	57.9	57.9	0.367	30.15	58.4	58.4	0.366	90	83
90	84	25.05	57.8	57.8	0.349	28.32	58.2	58.2	0.348	31.52	58.7	58.7	0.348	90	84
90	85	26.16	58.0	58.0	0.331	29.58	58.5	58.5	0.331	32.93	59.0	59.0	0.330	90	85
90	86	27.30	58.3	58.3	0.315	30.87	58.8	58.8	0.314	34.37	59.3	59.3	0.314	90	86
90	87	28.47	58.6	58.6	0.300	32.20	59.2	59.2	0.299	35.84	59.6	59.6	0.298	90	87
95	67	10.27	55.9	52.8	1.000	11.73	56.1	52.8	1.000	13.18	56.2	52.9	1.000	95	67
95	68	10.87	55.7	53.2	0.952	12.35	55.8	53.3	0.958	13.80	55.9	53.5	0.964	95	68
95	69	11.40	56.1	53.8	0.899	12.92	56.3	54.0	0.905	14.42	56.4	54.1	0.911	95	69
95	70	12.03	56.4	54.2	0.846	13.61	56.6	54.4	0.853	15.16	56.8	54.6	0.859	95	70
95	71	12.74	56.6	54.5	0.796	14.39	56.9	54.8	0.802	16.01	57.1	55.1	0.808	95	71
95	72	13.52	56.8	54.8	0.749	15.26	57.1	55.1	0.754	16.96	57.3	55.4	0.760	95	72
95	73	14.36	56.8	55.0	0.705	16.19	57.2	55.4	0.710	17.98	57.5	55.7	0.715	95	73
95	74	15.22	56.9	55.2	0.665	17.17	57.3	55.6	0.669	19.07	57.6	55.9	0.673	95	74
95	75	16.10	57.0	55.5	0.628	18.17	57.3	55.8	0.632	20.19	57.7	56.1	0.635	95	75
95	76	17.00	57.1	55.7	0.595	19.19	57.4	56.1	0.598	21.33	57.8	56.4	0.601	95	76
95	77	17.92	57.1	55.9	0.564	20.24	57.5	56.3	0.566	22.50	57.9	56.7	0.569	95	77
95	78	18.87	57.2	56.1	0.535	21.31	57.6	56.5	0.537	23.69	58.0	56.9	0.539	95	78
95	79	19.83	57.3	56.4	0.509	22.40	57.7	56.8	0.511	24.91	58.1	57.2	0.512	95	79
95	80	20.82	57.4	56.6	0.485	23.52	57.8	57.1	0.486	26.16	58.2	57.5	0.487	95	80
95	81	21.83	57.4	56.9	0.462	24.67	57.9	57.3	0.463	27.44	58.3	57.7	0.464	95	81
95	82	22.87	57.5	57.2	0.441	25.84	58.0	57.6	0.441	28.75	58.5	58.0	0.442	95	82
95	83	23.93	57.6	57.4	0.421	27.04	58.1	57.9	0.421	30.09	58.6	58.3	0.421	95	83
95	84	25.01	57.7	57.7	0.403	28.27	58.2	58.2	0.403	31.47	58.7	58.6	0.402	95	84
95	85	26.12	58.0	58.0	0.383	29.54	58.5	58.5	0.383	32.87	58.9	58.9	0.384	95	85
95	86	27.26	58.3	58.3	0.365	30.83	58.8	58.8	0.365	34.31	59.3	59.3	0.365	95	86
95	87	28.43	58.6	58.6	0.348	32.15	59.1	59.1	0.348	35.79	59.6	59.6	0.347	95	87
95	88	29.62	58.9	58.9	0.332	33.50	59.4	59.4	0.331	37.30	59.9	59.9	0.331	95	88
95	89	30.84	59.2	59.2	0.317	34.89	59.8	59.8	0.316	38.85	60.3	60.3	0.315	95	89
95	90	32.10	59.6	59.6	0.302	36.31	60.1	60.1	0.301	40.43	60.6	60.6	0.300	95	90
95	91	33.38	59.9	59.9	0.288	37.76	60.5	60.5	0.287	42.05	61.0	61.0	0.286	95	91
95	92	34.70	60.2	60.2	0.275	39.25	60.8	60.8	0.274	43.72	61.4	61.4	0.273	95	92

MIL-PRF-2939G  
w/INT AMENDMENT 1

APPENDIX A

DW COIL PERFORMANCE CHART      Coil Size: DW 62  
Entering Water = 45      Leaving Water = 51.67

AIR TEMP. (°F)		240 CFM (FPM = 267)					AIRFLOW				310 CFM ( FPM = 344)				AIR TEMP (°F)	
EDB	EWB	MBH	LDB	LWB	SHR		MBH	LDB	LWB	SHR	MBH	LDB	LWB	SHR	EDB	EWB
100	69	11.81	55.9	53.1	0.983		13.06	56.7	53.7	1.000	14.68	56.8	53.8	1.000	100	69
100	70	12.30	56.4	53.7	0.934		13.96	56.6	53.9	0.939	15.59	56.7	54.1	0.945	100	70
100	71	12.90	56.8	54.2	0.883		14.61	57.0	54.4	0.890	16.30	57.2	54.7	0.895	100	71
100	72	13.59	57.1	54.6	0.834		15.37	57.3	54.9	0.840	17.12	57.5	55.1	0.846	100	72
100	73	14.36	57.3	54.9	0.787		16.22	57.6	55.2	0.793	18.05	57.8	55.5	0.799	100	73
100	74	15.19	57.4	55.2	0.744		17.14	57.7	55.5	0.749	19.05	58.0	55.9	0.754	100	74
100	75	16.06	57.5	55.4	0.703		18.13	57.8	55.8	0.708	20.14	58.1	56.1	0.712	100	75
100	76	16.96	57.5	55.6	0.665		19.15	57.9	56.0	0.670	21.28	58.2	56.4	0.674	100	76
100	77	17.89	57.6	55.9	0.631		20.19	58.0	56.3	0.635	22.45	58.4	56.6	0.638	100	77
100	78	18.83	57.7	56.1	0.599		21.26	58.1	56.5	0.602	23.64	58.5	56.9	0.605	100	78
100	79	19.79	57.8	56.4	0.570		22.36	58.2	56.8	0.572	24.86	58.6	57.2	0.575	100	79
100	80	20.78	57.9	56.6	0.543		23.48	58.3	57.0	0.545	26.11	58.7	57.4	0.547	100	80
100	81	21.79	57.9	56.9	0.517		24.62	58.4	57.3	0.519	27.39	58.8	57.7	0.521	100	81
100	82	22.83	58.0	57.1	0.494		25.80	58.5	57.6	0.495	28.70	58.9	58.0	0.496	100	82
100	83	23.89	58.1	57.4	0.472		27.00	58.6	57.9	0.473	30.04	59.1	58.3	0.474	100	83
100	84	24.97	58.2	57.7	0.451		28.23	58.7	58.2	0.452	31.41	59.2	58.6	0.452	100	84
100	85	26.08	58.3	58.0	0.432		29.49	58.9	58.5	0.432	32.82	59.3	58.9	0.432	100	85
100	86	27.22	58.4	58.3	0.414		30.78	59.0	58.8	0.413	34.26	59.5	59.2	0.414	100	86
100	87	28.38	58.6	58.6	0.396		32.10	59.1	59.1	0.396	35.73	59.6	59.6	0.396	100	87
100	88	29.58	58.9	58.9	0.378		33.45	59.4	59.4	0.378	37.24	59.9	59.9	0.378	100	88
100	89	30.80	59.2	59.2	0.361		34.84	59.7	59.7	0.361	38.79	60.2	60.2	0.361	100	89
100	90	32.05	59.5	59.5	0.345		36.26	60.1	60.1	0.344	40.37	60.6	60.6	0.344	100	90
100	91	33.34	59.8	59.8	0.330		37.71	60.4	60.4	0.329	42.00	61.0	61.0	0.329	100	91
100	92	34.65	60.2	60.2	0.315		39.20	60.8	60.8	0.314	43.66	61.3	61.3	0.314	100	92
100	93	36.00	60.5	60.5	0.301		40.73	61.1	61.1	0.300	45.36	61.7	61.7	0.300	100	93
100	94	37.38	60.9	60.9	0.288		42.29	61.5	61.5	0.287	47.11	62.1	62.1	0.286	100	94
100	95	38.79	61.3	61.3	0.276		43.90	61.9	61.9	0.275	48.90	62.5	62.5	0.274	100	95
100	96	40.24	61.7	61.7	0.264		45.54	62.3	62.3	0.263	50.73	62.9	62.9	0.262	100	96
100	97	41.73	62.0	62.0	0.253		47.23	62.7	62.7	0.251	52.61	63.3	63.3	0.250	100	97
105	71	13.22	56.7	53.7	0.961		15.03	56.8	53.8	0.967	16.81	57.0	54.0	0.972	105	71
105	72	13.79	57.2	54.2	0.914		15.65	57.4	54.4	0.920	17.48	57.5	54.6	0.925	105	72
105	73	14.47	57.5	54.7	0.866		16.39	57.7	55.0	0.873	18.27	57.9	55.2	0.878	105	73
105	74	15.22	57.8	55.1	0.821		17.22	58.0	55.4	0.827	19.18	58.3	55.6	0.832	105	74
105	75	16.05	57.9	55.4	0.777		18.13	58.2	55.7	0.783	20.17	58.5	56.0	0.788	105	75
105	76	16.93	58.0	55.6	0.736		19.11	58.4	56.0	0.742	21.25	58.7	56.3	0.747	105	76
105	77	17.85	58.1	55.9	0.698		20.15	58.5	56.2	0.703	22.40	58.8	56.6	0.707	105	77
105	78	18.79	58.2	56.1	0.663		21.22	58.6	56.5	0.667	23.59	58.9	56.9	0.671	105	78
105	79	19.75	58.3	56.3	0.631		22.31	58.7	56.7	0.634	24.81	59.1	57.1	0.638	105	79
105	80	20.74	58.4	56.6	0.601		23.43	58.8	57.0	0.604	26.06	59.2	57.4	0.607	105	80
105	81	21.75	58.4	56.8	0.573		24.58	58.9	57.3	0.575	27.34	59.3	57.7	0.578	105	81
105	82	22.79	58.5	57.1	0.547		25.75	59.0	57.5	0.549	28.65	59.4	58.0	0.551	105	82
105	83	23.84	58.6	57.4	0.522		26.95	59.1	57.8	0.524	29.99	59.6	58.3	0.526	105	83
105	84	24.93	58.7	57.6	0.499		28.18	59.2	58.1	0.501	31.36	59.7	58.6	0.502	105	84
105	85	26.04	58.8	57.9	0.478		29.44	59.3	58.4	0.479	32.77	59.8	58.9	0.480	105	85
105	86	27.18	58.9	58.2	0.458		30.73	59.5	58.7	0.459	34.21	60.0	59.2	0.459	105	86
105	87	28.34	59.0	58.5	0.439		32.05	59.6	59.0	0.439	35.68	60.1	59.5	0.440	105	87
105	88	29.53	59.1	58.8	0.421		33.40	59.7	59.4	0.421	37.19	60.3	59.9	0.421	105	88
105	89	30.76	59.2	59.1	0.404		34.79	59.9	59.7	0.404	38.73	60.4	60.2	0.404	105	89
105	90	32.01	59.5	59.5	0.388		36.21	60.0	60.0	0.388	40.32	60.6	60.5	0.388	105	90
105	91	33.29	59.8	59.8	0.371		37.66	60.4	60.4	0.371	41.94	60.9	60.9	0.371	105	91
105	92	34.60	60.1	60.1	0.355		39.15	60.7	60.7	0.355	43.60	61.3	61.3	0.354	105	92
105	93	35.95	60.5	60.5	0.340		40.68	61.1	61.1	0.339	45.30	61.7	61.7	0.339	105	93
105	94	37.33	60.9	60.9	0.325		42.24	61.5	61.5	0.325	47.05	62.1	62.1	0.324	105	94
105	95	38.75	61.2	61.2	0.311		43.85	61.9	61.9	0.311	48.84	62.4	62.4	0.310	105	95
105	96	40.20	61.6	61.6	0.298		45.49	62.3	62.3	0.298	50.67	62.9	62.9	0.297	105	96
105	97	41.68	62.0	62.0	0.286		47.17	62.7	62.7	0.285	52.55	63.3	63.3	0.284	105	97
105	98	43.20	62.4	62.4	0.274		48.90	63.1	63.1	0.273	54.47	63.7	63.7	0.272	105	98
105	99	44.77	62.8	62.8	0.263		50.67	63.5	63.5	0.261	56.44	64.2	64.2	0.260	105	99
105	100	46.37	63.2	63.2	0.252		52.48	63.9	63.9	0.250	58.46	64.6	64.6	0.249	105	100
105	101	48.01	63.7	63.7	0.241		54.34	64.4	64.4	0.240	60.53	65.1	65.1	0.239	105	101
105	102	49.69	64.1	64.1	0.231		56.24	64.8	64.8	0.230	62.66	65.5	65.5	0.229	105	102



MIL-PRF-2939G  
w/INT AMENDMENT 1

APPENDIX A

**DW COIL PERFORMANCE CHART      Coil Size: DW 62**  
**Entering Water = 45      Leaving Water = 51.67**

AIR TEMP. (°F)		345 CFM (FPM = 383)				AIRFLOW 380 CFM (FPM = 422)				415 CFM ( FPM = 461)				AIR TEMP. (°F)	
		MBH	LDB	LWB	SHR	MBH	LDB	LWB	SHR	MBH	LDB	LWB	SHR		
75	59	7.96	53.9	50.5	1.000	8.72	54.0	50.5	1.000	9.47	54.1	50.6	1.000	75	59
75	60	7.96	53.9	51.7	1.000	8.73	54.0	51.7	1.000	9.48	54.1	51.7	1.000	75	60
75	61	8.34	53.7	52.4	0.966	9.10	53.8	52.5	0.972	9.85	53.9	52.6	0.977	75	61
75	62	8.82	54.3	53.1	0.890	9.60	54.4	53.2	0.896	10.37	54.5	53.3	0.902	75	62
75	63	9.46	54.7	53.6	0.813	10.28	54.8	53.8	0.819	11.08	55.0	53.9	0.825	75	63
75	64	10.26	55.0	54.0	0.741	11.13	55.1	54.2	0.747	11.98	55.3	54.3	0.752	75	64
75	65	11.18	55.1	54.3	0.676	12.12	55.3	54.5	0.680	13.03	55.5	54.7	0.685	75	65
75	66	12.19	55.2	54.5	0.618	13.22	55.4	54.7	0.621	14.21	55.6	54.9	0.625	75	66
75	67	13.23	55.3	54.7	0.568	14.35	55.5	54.9	0.570	15.43	55.7	55.1	0.573	75	67
75	68	14.29	55.4	54.9	0.524	15.50	55.6	55.1	0.526	16.68	55.8	55.3	0.528	75	68
75	69	15.36	55.5	55.1	0.486	16.68	55.7	55.4	0.487	17.96	55.9	55.6	0.488	75	69
75	70	16.47	55.6	55.4	0.452	17.88	55.8	55.6	0.452	19.26	56.1	55.8	0.453	75	70
75	71	17.60	55.7	55.6	0.421	19.11	55.9	55.8	0.421	20.59	56.2	56.1	0.421	75	71
75	72	18.75	55.8	55.8	0.393	20.37	56.1	56.1	0.393	21.95	56.3	56.3	0.393	75	72
80	61	9.62	54.5	50.9	1.000	10.55	54.6	51.0	1.000	11.47	54.7	51.0	1.000	80	61
80	62	9.63	54.5	52.2	1.000	10.56	54.6	52.2	1.000	11.48	54.7	52.3	1.000	80	62
80	63	10.14	54.4	52.8	0.956	11.07	54.5	52.9	0.962	11.99	54.5	53.0	0.967	80	63
80	64	10.69	54.9	53.5	0.889	11.65	55.0	53.6	0.895	12.59	55.1	53.7	0.900	80	64
80	65	11.40	55.3	54.0	0.822	12.39	55.5	54.1	0.828	13.37	55.6	54.3	0.833	80	65
80	66	12.24	55.6	54.4	0.758	13.29	55.8	54.6	0.763	14.32	55.9	54.7	0.768	80	66
80	67	13.19	55.8	54.7	0.699	14.31	56.0	54.9	0.704	15.41	56.1	55.1	0.708	80	67
80	68	14.24	55.9	54.9	0.646	15.45	56.1	55.1	0.650	16.63	56.3	55.3	0.653	80	68
80	69	15.32	55.9	55.1	0.599	16.63	56.2	55.3	0.602	17.90	56.4	55.6	0.605	80	69
80	70	16.42	56.0	55.3	0.557	17.83	56.3	55.6	0.560	19.20	56.5	55.8	0.562	80	70
80	71	17.55	56.1	55.6	0.520	19.06	56.4	55.8	0.522	20.53	56.6	56.1	0.523	80	71
80	72	18.70	56.2	55.8	0.487	20.31	56.5	56.1	0.488	21.89	56.8	56.3	0.489	80	72
80	73	19.88	56.3	56.0	0.456	21.60	56.6	56.3	0.457	23.28	56.9	56.6	0.458	80	73
80	74	21.08	56.5	56.3	0.429	22.91	56.8	56.6	0.429	24.70	57.0	56.8	0.430	80	74
80	75	22.31	56.6	56.5	0.404	24.26	56.9	56.8	0.404	26.16	57.2	57.1	0.404	80	75
80	76	23.57	56.8	56.8	0.379	25.63	57.1	57.1	0.379	27.65	57.4	57.4	0.379	80	76
80	77	24.86	57.1	57.1	0.356	27.04	57.4	57.4	0.356	29.17	57.7	57.7	0.355	80	77
85	63	11.29	55.1	51.5	1.000	12.38	55.2	51.6	1.000	13.47	55.3	51.6	1.000	85	63
85	64	11.30	55.1	52.8	1.000	12.39	55.2	52.8	1.000	13.48	55.4	52.9	1.000	85	64
85	65	11.99	55.1	53.3	0.945	13.09	55.2	53.4	0.950	14.18	55.3	53.5	0.955	85	65
85	66	12.62	55.6	53.9	0.884	13.75	55.7	54.0	0.889	14.87	55.8	54.2	0.895	85	66
85	67	13.39	56.0	54.4	0.823	14.57	56.1	54.6	0.829	15.73	56.3	54.7	0.834	85	67
85	68	14.28	56.2	54.8	0.766	15.52	56.4	55.0	0.771	16.74	56.6	55.2	0.776	85	68
85	69	15.28	56.4	55.1	0.712	16.60	56.6	55.3	0.717	17.88	56.8	55.5	0.721	85	69
85	70	16.38	56.5	55.3	0.663	17.78	56.7	55.6	0.667	19.15	57.0	55.8	0.671	85	70
85	71	17.50	56.6	55.5	0.619	19.01	56.9	55.8	0.622	20.48	57.1	56.0	0.626	85	71
85	72	18.65	56.7	55.8	0.580	20.26	57.0	56.0	0.582	21.84	57.2	56.3	0.585	85	72
85	73	19.83	56.8	56.0	0.544	21.55	57.1	56.3	0.546	23.22	57.4	56.5	0.548	85	73
85	74	21.03	56.9	56.3	0.512	22.86	57.2	56.5	0.513	24.65	57.5	56.8	0.515	85	74
85	75	22.26	57.0	56.5	0.482	24.20	57.3	56.8	0.483	26.10	57.6	57.1	0.484	85	75
85	76	23.52	57.2	56.8	0.455	25.57	57.5	57.1	0.456	27.58	57.8	57.4	0.457	85	76
85	77	24.81	57.3	57.0	0.430	26.98	57.6	57.4	0.431	29.10	57.9	57.7	0.431	85	77
85	78	26.13	57.4	57.3	0.408	28.42	57.7	57.6	0.408	30.66	58.1	58.0	0.408	85	78
85	79	27.47	57.6	57.6	0.385	29.89	57.9	57.9	0.385	32.25	58.3	58.3	0.386	85	79
85	80	28.85	57.9	57.9	0.364	31.39	58.2	58.2	0.364	33.88	58.6	58.6	0.363	85	80
85	81	30.27	58.2	58.2	0.344	32.93	58.5	58.5	0.343	35.55	58.9	58.9	0.343	85	81
85	82	31.71	58.5	58.5	0.325	34.51	58.9	58.9	0.324	37.25	59.2	59.2	0.324	85	82

MIL-PRF-2939G  
w/INT AMENDMENT 1

APPENDIX A

**DW COIL PERFORMANCE CHART      Coil Size: DW 62**  
**Entering Water = 45      Leaving Water = 51.67**

AIR TEMP. (°F)		345 CFM (FPM = 383)				AIRFLOW 380 CFM (FPM = 422)				415 CFM ( FPM = 461)				AIR TEMP (°F)	
EDB	EWB	MBH	LDB	LWB	SHR	MBH	LDB	LWB	SHR	MBH	LDB	LWB	SHR	EDB	EWB
90	65	12.95	55.7	52.2	1.000	14.21	55.8	52.2	1.000	15.47	56.0	52.3	1.000	90	65
90	66	12.96	55.7	53.5	1.000	14.22	55.9	53.5	1.000	15.48	56.0	53.6	1.000	90	66
90	67	13.90	55.8	53.8	0.932	15.18	55.9	53.9	0.937	16.44	56.0	54.0	0.942	90	67
90	68	14.61	56.3	54.4	0.875	15.93	56.4	54.5	0.881	17.22	56.6	54.7	0.886	90	68
90	69	15.45	56.6	54.8	0.820	16.82	56.8	55.0	0.825	18.17	57.0	55.2	0.831	90	69
90	70	16.41	56.9	55.2	0.767	17.84	57.1	55.4	0.773	19.25	57.3	55.6	0.777	90	70
90	71	17.46	57.1	55.5	0.718	18.97	57.3	55.7	0.723	20.46	57.5	56.0	0.727	90	71
90	72	18.60	57.2	55.7	0.673	20.21	57.4	56.0	0.677	21.78	57.7	56.3	0.681	90	72
90	73	19.78	57.3	56.0	0.632	21.49	57.6	56.3	0.635	23.17	57.8	56.5	0.638	90	73
90	74	20.98	57.4	56.2	0.594	22.80	57.7	56.5	0.597	24.59	58.0	56.8	0.600	90	74
90	75	22.21	57.5	56.5	0.560	24.15	57.8	56.8	0.563	26.04	58.1	57.1	0.565	90	75
90	76	23.47	57.6	56.7	0.529	25.52	57.9	57.1	0.531	27.52	58.2	57.3	0.533	90	76
90	77	24.76	57.8	57.0	0.501	26.92	58.1	57.3	0.502	29.04	58.4	57.6	0.503	90	77
90	78	26.07	57.9	57.3	0.474	28.36	58.2	57.6	0.475	30.60	58.5	57.9	0.476	90	78
90	79	27.42	58.0	57.6	0.450	29.83	58.4	57.9	0.451	32.19	58.7	58.2	0.451	90	79
90	80	28.80	58.1	57.9	0.428	31.33	58.5	58.2	0.428	33.82	58.8	58.5	0.428	90	80
90	81	30.21	58.3	58.2	0.407	32.87	58.6	58.5	0.407	35.48	59.0	58.8	0.407	90	81
90	82	31.66	58.5	58.5	0.386	34.45	58.8	58.8	0.386	37.19	59.2	59.2	0.387	90	82
90	83	33.13	58.8	58.8	0.366	36.06	59.1	59.1	0.366	38.93	59.5	59.5	0.366	90	83
90	84	34.65	59.1	59.1	0.347	37.72	59.5	59.5	0.347	40.72	59.8	59.8	0.347	90	84
90	85	36.20	59.4	59.4	0.330	39.41	59.8	59.8	0.329	42.55	60.2	60.2	0.329	90	85
90	86	37.79	59.7	59.7	0.313	41.14	60.2	60.2	0.312	44.42	60.6	60.6	0.312	90	86
90	87	39.41	60.1	60.1	0.297	42.91	60.5	60.5	0.296	46.34	60.9	60.9	0.296	90	87
95	67	14.62	56.3	52.9	1.000	16.04	56.5	53.0	1.000	17.46	56.6	53.0	1.000	95	67
95	68	15.24	56.0	53.6	0.969	16.67	56.1	53.7	0.973	18.08	56.2	53.8	0.978	95	68
95	69	15.89	56.6	54.3	0.917	17.34	56.7	54.4	0.922	18.78	56.8	54.6	0.927	95	69
95	70	16.68	57.0	54.8	0.864	18.19	57.2	55.0	0.870	19.67	57.3	55.2	0.875	95	70
95	71	17.60	57.3	55.3	0.813	19.16	57.5	55.5	0.819	20.70	57.7	55.7	0.824	95	71
95	72	18.62	57.6	55.7	0.765	20.26	57.8	55.9	0.770	21.86	58.0	56.1	0.775	95	72
95	73	19.74	57.7	56.0	0.720	21.45	58.0	56.2	0.724	23.14	58.2	56.5	0.728	95	73
95	74	20.93	57.9	56.2	0.677	22.75	58.1	56.5	0.681	24.53	58.4	56.8	0.685	95	74
95	75	22.16	58.0	56.5	0.639	24.09	58.3	56.8	0.642	25.98	58.5	57.0	0.645	95	75
95	76	23.42	58.1	56.7	0.603	25.46	58.4	57.0	0.606	27.46	58.7	57.3	0.609	95	76
95	77	24.70	58.2	57.0	0.571	26.87	58.5	57.3	0.573	28.98	58.8	57.6	0.576	95	77
95	78	26.02	58.3	57.3	0.541	28.30	58.7	57.6	0.543	30.54	59.0	57.9	0.545	95	78
95	79	27.37	58.5	57.5	0.514	29.77	58.8	57.9	0.515	32.13	59.1	58.2	0.517	95	79
95	80	28.74	58.6	57.8	0.488	31.27	59.0	58.2	0.489	33.75	59.3	58.5	0.490	95	80
95	81	30.16	58.7	58.1	0.464	32.81	59.1	58.5	0.465	35.42	59.5	58.8	0.466	95	81
95	82	31.60	58.9	58.4	0.442	34.39	59.3	58.8	0.443	37.12	59.6	59.1	0.443	95	82
95	83	33.08	59.0	58.7	0.422	36.00	59.4	59.1	0.422	38.87	59.8	59.5	0.422	95	83
95	84	34.59	59.2	59.0	0.402	37.65	59.6	59.4	0.402	40.65	60.0	59.8	0.402	95	84
95	85	36.14	59.4	59.4	0.384	39.34	59.8	59.8	0.384	42.48	60.2	60.2	0.384	95	85
95	86	37.73	59.7	59.7	0.365	41.07	60.1	60.1	0.365	44.35	60.5	60.5	0.365	95	86
95	87	39.35	60.0	60.0	0.347	42.85	60.5	60.5	0.347	46.27	60.9	60.9	0.347	95	87
95	88	41.02	60.4	60.4	0.330	44.66	60.8	60.8	0.330	48.24	61.2	61.2	0.330	95	88
95	89	42.72	60.8	60.8	0.315	46.52	61.2	61.2	0.314	50.25	61.6	61.6	0.313	95	89
95	90	44.47	61.1	61.1	0.300	48.42	61.6	61.6	0.299	52.30	62.0	62.0	0.298	95	90
95	91	46.26	61.5	61.5	0.285	50.37	62.0	62.0	0.285	54.41	62.4	62.4	0.284	95	91
95	92	48.09	61.9	61.9	0.272	52.37	62.4	62.4	0.271	56.57	62.8	62.8	0.270	95	92

MIL-PRF-2939G  
w/INT AMENDMENT 1

APPENDIX A

**DW COIL PERFORMANCE CHART**      **Coil Size: DW 62**  
**Entering Water = 45**      **Leaving Water = 51.67**

AIR TEMP. (°F)		345 CFM (FPM = 383)					AIRFLOW				415 CFM ( FPM = 461)				AIR TEMP (°F)	
		MBH	LDB	LWB	SHR		MBH	LDB	LWB	SHR	MBH	LDB	LWB	SHR		
100	69	16.28	57.0	53.8	1.000		17.88	57.1	53.9	1.000	19.46	57.2	53.9	1.000	100	69
100	70	17.21	56.8	54.2	0.950		18.81	56.9	54.4	0.955	20.40	57.0	54.5	0.959	100	70
100	71	17.96	57.3	54.8	0.901		19.60	57.5	55.0	0.906	21.22	57.6	55.2	0.911	100	71
100	72	18.84	57.7	55.4	0.852		20.54	57.9	55.6	0.857	22.21	58.1	55.7	0.862	100	72
100	73	19.84	58.0	55.8	0.804		21.60	58.3	56.0	0.810	23.34	58.5	56.2	0.814	100	73
100	74	20.93	58.3	56.1	0.759		22.77	58.5	56.4	0.764	24.58	58.8	56.6	0.769	100	74
100	75	22.11	58.4	56.4	0.717		24.04	58.7	56.7	0.722	25.94	59.0	57.0	0.726	100	75
100	76	23.37	58.6	56.7	0.678		25.41	58.9	57.0	0.682	27.40	59.1	57.3	0.685	100	76
100	77	24.65	58.7	57.0	0.641		26.81	59.0	57.3	0.645	28.92	59.3	57.6	0.648	100	77
100	78	25.97	58.8	57.2	0.608		28.24	59.1	57.6	0.611	30.47	59.4	57.9	0.614	100	78
100	79	27.31	58.9	57.5	0.577		29.71	59.3	57.8	0.580	32.06	59.6	58.2	0.582	100	79
100	80	28.69	59.1	57.8	0.549		31.21	59.4	58.1	0.551	33.69	59.8	58.5	0.553	100	80
100	81	30.10	59.2	58.1	0.522		32.75	59.6	58.4	0.524	35.35	59.9	58.8	0.525	100	81
100	82	31.54	59.4	58.4	0.497		34.33	59.7	58.8	0.499	37.06	60.1	59.1	0.500	100	82
100	83	33.02	59.5	58.7	0.474		35.94	59.9	59.1	0.475	38.80	60.3	59.4	0.476	100	83
100	84	34.53	59.7	59.0	0.453		37.59	60.1	59.4	0.453	40.59	60.5	59.8	0.454	100	84
100	85	36.08	59.8	59.3	0.433		39.28	60.2	59.7	0.433	42.41	60.6	60.1	0.433	100	85
100	86	37.67	60.0	59.7	0.414		41.01	60.4	60.1	0.414	44.29	60.8	60.5	0.414	100	86
100	87	39.29	60.1	60.0	0.396		42.78	60.6	60.4	0.396	46.20	61.0	60.8	0.396	100	87
100	88	40.96	60.4	60.4	0.378		44.60	60.8	60.8	0.378	48.16	61.2	61.2	0.378	100	88
100	89	42.66	60.7	60.7	0.361		46.45	61.2	61.2	0.361	50.17	61.6	61.6	0.361	100	89
100	90	44.41	61.1	61.1	0.344		48.36	61.5	61.5	0.344	52.23	62.0	62.0	0.344	100	90
100	91	46.19	61.5	61.5	0.328		50.31	61.9	61.9	0.328	54.34	62.4	62.4	0.328	100	91
100	92	48.02	61.8	61.8	0.313		52.30	62.3	62.3	0.313	56.50	62.8	62.8	0.312	100	92
100	93	49.90	62.2	62.2	0.299		54.35	62.7	62.7	0.298	58.71	63.2	63.2	0.298	100	93
100	94	51.82	62.6	62.6	0.286		56.44	63.2	63.2	0.285	60.98	63.6	63.6	0.284	100	94
100	95	53.79	63.1	63.1	0.273		58.59	63.6	63.6	0.272	63.30	64.1	64.1	0.271	100	95
100	96	55.81	63.5	63.5	0.261		60.79	64.0	64.0	0.260	65.68	64.5	64.5	0.259	100	96
100	97	57.88	63.9	63.9	0.249		63.04	64.5	64.5	0.248	68.11	65.0	65.0	0.247	100	97
105	71	18.58	57.1	54.1	0.977		20.33	57.2	54.2	0.981	22.07	57.2	54.4	0.985	105	71
105	72	19.28	57.7	54.8	0.931		21.06	57.8	55.0	0.935	22.83	57.9	55.1	0.940	105	72
105	73	20.13	58.1	55.4	0.884		21.96	58.3	55.6	0.889	23.77	58.5	55.8	0.894	105	73
105	74	21.10	58.5	55.9	0.838		23.00	58.7	56.1	0.843	24.87	58.9	56.3	0.848	105	74
105	75	22.18	58.8	56.3	0.794		24.15	59.0	56.5	0.799	26.09	59.2	56.8	0.803	105	75
105	76	23.35	59.0	56.6	0.752		25.40	59.3	56.9	0.756	27.43	59.5	57.2	0.761	105	76
105	77	24.60	59.1	56.9	0.712		26.75	59.5	57.2	0.716	28.86	59.7	57.5	0.721	105	77
105	78	25.91	59.3	57.2	0.675		28.19	59.6	57.5	0.679	30.41	59.9	57.8	0.683	105	78
105	79	27.26	59.4	57.5	0.641		29.65	59.7	57.8	0.644	32.00	60.1	58.1	0.648	105	79
105	80	28.64	59.5	57.8	0.609		31.16	59.9	58.1	0.612	33.62	60.2	58.4	0.615	105	80
105	81	30.05	59.7	58.1	0.580		32.69	60.0	58.4	0.582	35.29	60.4	58.7	0.585	105	81
105	82	31.49	59.8	58.4	0.553		34.27	60.2	58.7	0.555	36.99	60.6	59.1	0.557	105	82
105	83	32.96	60.0	58.7	0.527		35.88	60.4	59.0	0.529	38.73	60.7	59.4	0.531	105	83
105	84	34.48	60.1	59.0	0.503		37.53	60.5	59.4	0.505	40.52	60.9	59.7	0.506	105	84
105	85	36.02	60.3	59.3	0.481		39.22	60.7	59.7	0.482	42.34	61.1	60.1	0.483	105	85
105	86	37.61	60.4	59.6	0.460		40.95	60.9	60.0	0.461	44.22	61.3	60.4	0.462	105	86
105	87	39.23	60.6	60.0	0.440		42.72	61.1	60.4	0.441	46.13	61.5	60.8	0.441	105	87
105	88	40.90	60.8	60.3	0.422		44.53	61.2	60.8	0.422	48.09	61.7	61.2	0.422	105	88
105	89	42.60	60.9	60.7	0.404		46.39	61.4	61.1	0.404	50.10	61.9	61.5	0.404	105	89
105	90	44.34	61.1	61.0	0.388		48.29	61.6	61.5	0.387	52.16	62.1	61.9	0.387	105	90
105	91	46.13	61.4	61.4	0.371		50.24	61.9	61.9	0.371	54.27	62.3	62.3	0.371	105	91
105	92	47.96	61.8	61.8	0.354		52.23	62.3	62.3	0.354	56.43	62.7	62.7	0.354	105	92
105	93	49.84	62.2	62.2	0.339		54.28	62.7	62.7	0.339	58.64	63.2	63.2	0.338	105	93
105	94	51.76	62.6	62.6	0.324		56.37	63.1	63.1	0.324	60.90	63.6	63.6	0.323	105	94
105	95	53.73	63.0	63.0	0.310		58.52	63.5	63.5	0.309	63.22	64.0	64.0	0.309	105	95
105	96	55.74	63.4	63.4	0.296		60.72	64.0	64.0	0.296	65.60	64.5	64.5	0.295	105	96
105	97	57.81	63.9	63.9	0.283		62.97	64.4	64.4	0.283	68.04	64.9	64.9	0.282	105	97
105	98	59.93	64.3	64.3	0.271		65.28	64.9	64.9	0.270	70.53	65.4	65.4	0.270	105	98
105	99	62.10	64.8	64.8	0.259		67.65	65.3	65.3	0.259	73.09	65.9	65.9	0.258	105	99
105	100	64.32	65.2	65.2	0.248		70.07	65.8	65.8	0.247	75.71	66.4	66.4	0.246	105	100
105	101	66.60	65.7	65.7	0.238		72.55	66.3	66.3	0.236	78.39	66.9	66.9	0.235	105	101
105	102	68.94	66.2	66.2	0.227		75.10	66.8	66.8	0.226	81.14	67.4	67.4	0.225	105	102

MIL-PRF-2939G  
w/INT AMENDMENT 1

APPENDIX A

**DW COIL PERFORMANCE CHART**      Coil Size: DW 62  
Entering Water = 45      Leaving Water = 51.67

AIR TEMP. (°F)		450 CFM (FPM = 500)				AIRFLOW 485 CFM (FPM = 539)				520 CFM ( FPM = 578)				AIR TEMP. (°F)	
		MBH	LDB	LWB	SHR	MBH	LDB	LWB	SHR	MBH	LDB	LWB	SHR		
75	59	10.22	54.2	50.6	1.000	10.96	54.3	50.7	1.000	11.70	54.4	50.7	1.000	75	59
75	60	10.23	54.2	51.8	1.000	10.97	54.3	51.8	1.000	11.71	54.4	51.9	1.000	75	60
75	61	10.59	53.9	52.7	0.982	10.98	54.4	53.0	1.000	11.72	54.5	53.1	1.000	75	61
75	62	11.13	54.6	53.4	0.907	11.87	54.6	53.5	0.913	12.61	54.7	53.6	0.918	75	62
75	63	11.87	55.1	54.0	0.831	12.65	55.2	54.1	0.836	13.41	55.3	54.2	0.841	75	63
75	64	12.81	55.4	54.5	0.757	13.63	55.5	54.6	0.762	14.44	55.7	54.7	0.767	75	64
75	65	13.92	55.6	54.8	0.689	14.80	55.8	55.0	0.693	15.66	55.9	55.1	0.697	75	65
75	66	15.19	55.8	55.1	0.628	16.14	55.9	55.2	0.632	17.07	56.1	55.4	0.635	75	66
75	67	16.50	55.9	55.3	0.576	17.54	56.1	55.5	0.578	18.56	56.2	55.7	0.580	75	67
75	68	17.84	56.0	55.5	0.530	18.97	56.2	55.7	0.531	20.08	56.4	55.9	0.533	75	68
75	69	19.21	56.1	55.8	0.489	20.43	56.3	56.0	0.490	21.63	56.5	56.2	0.492	75	69
75	70	20.61	56.3	56.0	0.454	21.93	56.5	56.2	0.454	23.22	56.7	56.4	0.455	75	70
75	71	22.04	56.4	56.3	0.422	23.46	56.6	56.5	0.422	24.85	56.8	56.7	0.422	75	71
75	72	23.50	56.6	56.6	0.393	25.02	56.8	56.8	0.393	26.51	57.0	57.0	0.393	75	72
80	61	12.39	54.8	51.1	1.000	13.29	55.0	51.1	1.000	14.19	55.1	51.2	1.000	80	61
80	62	12.40	54.9	52.3	1.000	13.30	55.0	52.3	1.000	14.20	55.1	52.4	1.000	80	62
80	63	12.89	54.6	53.1	0.972	13.79	54.7	53.2	0.977	14.69	54.7	53.3	0.981	80	63
80	64	13.52	55.2	53.8	0.906	14.43	55.3	53.9	0.911	15.34	55.4	54.0	0.916	80	64
80	65	14.34	55.7	54.4	0.838	15.29	55.8	54.5	0.843	16.22	55.9	54.7	0.848	80	65
80	66	15.33	56.1	54.9	0.773	16.33	56.2	55.0	0.778	17.31	56.3	55.2	0.783	80	66
80	67	16.49	56.3	55.2	0.713	17.54	56.5	55.4	0.717	18.58	56.6	55.6	0.721	80	67
80	68	17.78	56.5	55.5	0.657	18.91	56.7	55.7	0.661	20.01	56.8	55.9	0.664	80	68
80	69	19.15	56.6	55.8	0.608	20.37	56.8	56.0	0.611	21.57	57.0	56.2	0.613	80	69
80	70	20.55	56.7	56.0	0.564	21.86	56.9	56.2	0.566	23.15	57.1	56.4	0.568	80	70
80	71	21.98	56.9	56.3	0.525	23.39	57.1	56.5	0.527	24.78	57.3	56.7	0.528	80	71
80	72	23.44	57.0	56.5	0.490	24.95	57.2	56.8	0.491	26.44	57.5	57.0	0.492	80	72
80	73	24.93	57.1	56.8	0.459	26.55	57.4	57.0	0.459	28.13	57.6	57.3	0.460	80	73
80	74	26.46	57.3	57.1	0.430	28.18	57.5	57.3	0.430	29.87	57.8	57.6	0.431	80	74
80	75	28.02	57.4	57.4	0.404	29.85	57.7	57.6	0.404	31.64	58.0	57.9	0.404	80	75
80	76	29.62	57.7	57.7	0.379	31.56	57.9	57.9	0.379	33.46	58.2	58.2	0.379	80	76
80	77	31.25	58.0	58.0	0.355	33.30	58.2	58.2	0.355	35.31	58.5	58.5	0.354	80	77
85	63	14.55	55.5	51.7	1.000	15.62	55.6	51.7	1.000	16.68	55.7	51.8	1.000	85	63
85	64	14.56	55.5	52.9	1.000	15.63	55.6	53.0	1.000	16.69	55.7	53.0	1.000	85	64
85	65	15.25	55.3	53.6	0.960	16.32	55.4	53.7	0.965	17.37	55.5	53.8	0.969	85	65
85	66	15.97	55.9	54.3	0.900	17.06	56.0	54.4	0.905	18.13	56.1	54.5	0.909	85	66
85	67	16.87	56.4	54.9	0.839	18.00	56.5	55.0	0.844	19.11	56.6	55.1	0.849	85	67
85	68	17.94	56.8	55.3	0.781	19.11	56.9	55.5	0.785	20.27	57.0	55.6	0.790	85	68
85	69	19.15	57.0	55.7	0.726	20.39	57.2	55.9	0.730	21.60	57.4	56.1	0.734	85	69
85	70	20.49	57.2	56.0	0.675	21.80	57.4	56.2	0.679	23.09	57.6	56.4	0.682	85	70
85	71	21.92	57.3	56.3	0.629	23.33	57.5	56.5	0.632	24.71	57.7	56.7	0.635	85	71
85	72	23.38	57.5	56.5	0.587	24.89	57.7	56.7	0.590	26.37	57.9	57.0	0.592	85	72
85	73	24.87	57.6	56.8	0.550	26.48	57.8	57.0	0.552	28.06	58.1	57.2	0.554	85	73
85	74	26.40	57.8	57.1	0.516	28.11	58.0	57.3	0.518	29.79	58.2	57.5	0.519	85	74
85	75	27.96	57.9	57.4	0.485	29.78	58.2	57.6	0.487	31.57	58.4	57.8	0.488	85	75
85	76	29.55	58.1	57.6	0.457	31.49	58.3	57.9	0.458	33.38	58.6	58.1	0.459	85	76
85	77	31.19	58.2	57.9	0.432	33.23	58.5	58.2	0.432	35.24	58.8	58.5	0.432	85	77
85	78	32.86	58.4	58.2	0.408	35.02	58.7	58.5	0.408	37.14	58.9	58.8	0.408	85	78
85	79	34.57	58.6	58.6	0.386	36.84	58.8	58.8	0.386	39.08	59.1	59.1	0.386	85	79
85	80	36.32	58.9	58.9	0.363	38.71	59.2	59.2	0.363	41.06	59.5	59.5	0.363	85	80
85	81	38.11	59.2	59.2	0.342	40.63	59.5	59.5	0.342	43.10	59.8	59.8	0.342	85	81
85	82	39.95	59.5	59.5	0.323	42.59	59.9	59.9	0.323	45.18	60.2	60.2	0.322	85	82

MIL-PRF-2939G  
w/INT AMENDMENT 1

APPENDIX A

**DW COIL PERFORMANCE CHART**      **Coil Size: DW 62**  
**Entering Water = 45**      **Leaving Water = 51.67**

AIR TEMP. (°F)		450 CFM (FPM = 500)					AIRFLOW 485 CFM (FPM = 539)				520 CFM ( FPM = 578)				AIR TEMP (°F)	
		MBH	LDB	LWB	SHR		MBH	LDB	LWB	SHR	MBH	LDB	LWB	SHR		
90	65	16.71	56.1	52.3	1.000		17.94	56.2	52.4	1.000	19.17	56.3	52.4	1.000	90	65
90	66	16.72	56.1	53.6	1.000		17.96	56.2	53.7	1.000	19.18	56.4	53.7	1.000	90	66
90	67	17.68	56.1	54.1	0.947		18.92	56.2	54.3	0.951	20.14	56.3	54.4	0.955	90	67
90	68	18.50	56.7	54.8	0.891		19.76	56.8	54.9	0.896	21.01	56.9	55.1	0.900	90	68
90	69	19.49	57.1	55.4	0.835		20.80	57.3	55.5	0.840	22.09	57.4	55.7	0.845	90	69
90	70	20.64	57.5	55.8	0.782		22.00	57.6	56.0	0.787	23.34	57.8	56.2	0.791	90	70
90	71	21.91	57.7	56.2	0.732		23.34	57.9	56.4	0.736	24.75	58.1	56.6	0.740	90	71
90	72	23.32	57.9	56.5	0.685		24.82	58.1	56.7	0.688	26.30	58.3	56.9	0.692	90	72
90	73	24.81	58.1	56.8	0.642		26.41	58.3	57.0	0.645	27.99	58.5	57.2	0.648	90	73
90	74	26.33	58.2	57.0	0.603		28.04	58.4	57.3	0.605	29.72	58.7	57.5	0.608	90	74
90	75	27.89	58.4	57.3	0.567		29.71	58.6	57.6	0.569	31.50	58.8	57.8	0.571	90	75
90	76	29.49	58.5	57.6	0.535		31.42	58.8	57.9	0.536	33.31	59.0	58.1	0.538	90	76
90	77	31.12	58.7	57.9	0.505		33.16	58.9	58.2	0.506	35.16	59.2	58.4	0.507	90	77
90	78	32.79	58.8	58.2	0.477		34.95	59.1	58.5	0.478	37.06	59.4	58.8	0.479	90	78
90	79	34.50	59.0	58.5	0.452		36.77	59.3	58.8	0.453	39.00	59.6	59.1	0.453	90	79
90	80	36.25	59.2	58.8	0.428		38.64	59.5	59.1	0.429	40.99	59.8	59.4	0.429	90	80
90	81	38.04	59.4	59.2	0.407		40.55	59.7	59.5	0.407	43.02	60.0	59.8	0.407	90	81
90	82	39.87	59.5	59.5	0.386		42.51	59.9	59.8	0.386	45.10	60.2	60.1	0.386	90	82
90	83	41.75	59.8	59.8	0.366		44.51	60.2	60.2	0.366	47.23	60.5	60.5	0.366	90	83
90	84	43.67	60.2	60.2	0.346		46.57	60.5	60.5	0.346	49.41	60.9	60.9	0.346	90	84
90	85	45.64	60.6	60.6	0.328		48.66	60.9	60.9	0.328	51.64	61.2	61.2	0.328	90	85
90	86	47.65	60.9	60.9	0.311		50.81	61.3	61.3	0.311	53.92	61.6	61.6	0.310	90	86
90	87	49.71	61.3	61.3	0.295		53.01	61.7	61.7	0.294	56.26	62.0	62.0	0.294	90	87
95	67	18.87	56.7	53.1	1.000		20.27	56.9	53.2	1.000	21.66	57.0	53.2	1.000	95	67
95	68	19.47	56.3	54.0	0.982		20.86	56.3	54.1	0.986	21.68	57.0	54.5	1.000	95	68
95	69	20.20	56.9	54.7	0.932		21.61	57.0	54.8	0.936	23.00	57.1	55.0	0.940	95	69
95	70	21.13	57.5	55.4	0.880		22.57	57.6	55.5	0.884	23.99	57.7	55.6	0.889	95	70
95	71	22.21	57.9	55.9	0.829		23.71	58.0	56.0	0.833	25.18	58.2	56.2	0.838	95	71
95	72	23.44	58.2	56.3	0.779		25.00	58.4	56.5	0.784	26.53	58.6	56.7	0.788	95	72
95	73	24.79	58.5	56.7	0.733		26.42	58.7	56.9	0.737	28.02	58.9	57.1	0.741	95	73
95	74	26.27	58.7	57.0	0.689		27.98	58.9	57.3	0.693	29.65	59.1	57.5	0.696	95	74
95	75	27.83	58.8	57.3	0.649		29.64	59.1	57.5	0.652	31.42	59.3	57.8	0.655	95	75
95	76	29.42	59.0	57.6	0.612		31.35	59.2	57.8	0.614	33.23	59.5	58.1	0.617	95	76
95	77	31.06	59.1	57.9	0.578		33.09	59.4	58.1	0.580	35.09	59.7	58.4	0.582	95	77
95	78	32.73	59.3	58.2	0.547		34.87	59.6	58.5	0.549	36.98	59.8	58.7	0.551	95	78
95	79	34.43	59.5	58.5	0.518		36.70	59.8	58.8	0.520	38.92	60.0	59.0	0.521	95	79
95	80	36.18	59.6	58.8	0.492		38.57	59.9	59.1	0.493	40.91	60.2	59.4	0.494	95	80
95	81	37.97	59.8	59.1	0.467		40.48	60.1	59.4	0.468	42.94	60.4	59.7	0.469	95	81
95	82	39.80	60.0	59.5	0.444		42.43	60.3	59.8	0.444	45.02	60.6	60.1	0.445	95	82
95	83	41.68	60.2	59.8	0.422		44.44	60.5	60.1	0.423	47.15	60.9	60.4	0.423	95	83
95	84	43.60	60.4	60.2	0.402		46.49	60.7	60.5	0.402	49.33	61.1	60.8	0.403	95	84
95	85	45.56	60.6	60.5	0.384		48.59	60.9	60.9	0.383	51.56	61.3	61.2	0.383	95	85
95	86	47.57	60.9	60.9	0.365		50.73	61.2	61.2	0.365	53.84	61.6	61.6	0.365	95	86
95	87	49.63	61.3	61.3	0.346		52.93	61.6	61.6	0.346	56.18	62.0	62.0	0.346	95	87
95	88	51.74	61.6	61.6	0.329		55.19	62.0	62.0	0.329	58.57	62.4	62.4	0.329	95	88
95	89	53.90	62.0	62.0	0.313		57.49	62.4	62.4	0.313	61.02	62.8	62.8	0.312	95	89
95	90	56.11	62.4	62.4	0.298		59.85	62.8	62.8	0.297	63.53	63.2	63.2	0.297	95	90
95	91	58.38	62.8	62.8	0.283		62.27	63.3	63.3	0.282	66.10	63.6	63.6	0.282	95	91
95	92	60.70	63.3	63.3	0.269		64.75	63.7	63.7	0.269	68.73	64.1	64.1	0.268	95	92

MIL-PRF-2939G  
w/INT AMENDMENT 1

APPENDIX A

**DW COIL PERFORMANCE CHART      Coil Size: DW 62**  
**Entering Water = 45      Leaving Water = 51.67**

AIR TEMP. (°F)		450 CFM (FPM = 500)					AIRFLOW				520 CFM ( FPM = 578)				AIR TEMP (°F)	
		MBH	LDB	LWB	SHR		MBH	LDB	LWB	SHR	MBH	LDB	LWB	SHR		
100	69	21.03	57.4	54.0	1.000		22.60	57.5	54.0	1.000	24.15	57.6	54.1	1.000	100	69
100	70	21.97	57.1	54.6	0.964		23.52	57.2	54.7	0.968	25.06	57.3	54.8	0.972	100	70
100	71	22.82	57.8	55.3	0.916		24.41	57.9	55.5	0.920	25.97	58.0	55.6	0.924	100	71
100	72	23.86	58.3	55.9	0.867		25.49	58.4	56.1	0.871	27.09	58.5	56.2	0.876	100	72
100	73	25.05	58.6	56.4	0.819		26.73	58.8	56.6	0.824	28.39	59.0	56.8	0.828	100	73
100	74	26.36	59.0	56.9	0.773		28.12	59.2	57.1	0.778	29.84	59.4	57.3	0.782	100	74
100	75	27.80	59.2	57.2	0.730		29.63	59.4	57.5	0.734	31.43	59.7	57.7	0.738	100	75
100	76	29.36	59.4	57.6	0.689		31.28	59.7	57.8	0.693	33.16	59.9	58.1	0.697	100	76
100	77	30.99	59.6	57.8	0.651		33.02	59.8	58.1	0.655	35.01	60.1	58.4	0.658	100	77
100	78	32.66	59.7	58.1	0.617		34.80	60.0	58.4	0.619	36.91	60.3	58.7	0.622	100	78
100	79	34.37	59.9	58.5	0.584		36.63	60.2	58.7	0.587	38.85	60.5	59.0	0.589	100	79
100	80	36.11	60.1	58.8	0.555		38.49	60.4	59.1	0.557	40.83	60.7	59.4	0.559	100	80
100	81	37.90	60.3	59.1	0.527		40.40	60.6	59.4	0.529	42.86	60.9	59.7	0.530	100	81
100	82	39.73	60.5	59.4	0.501		42.36	60.8	59.7	0.503	44.94	61.1	60.0	0.504	100	82
100	83	41.61	60.6	59.8	0.477		44.36	61.0	60.1	0.478	47.07	61.3	60.4	0.479	100	83
100	84	43.52	60.8	60.1	0.455		46.41	61.2	60.5	0.456	49.24	61.5	60.8	0.456	100	84
100	85	45.49	61.0	60.5	0.434		48.51	61.4	60.8	0.434	51.47	61.8	61.1	0.435	100	85
100	86	47.50	61.2	60.8	0.414		50.65	61.6	61.2	0.414	53.75	62.0	61.5	0.415	100	86
100	87	49.56	61.4	61.2	0.396		52.85	61.8	61.6	0.396	56.09	62.2	61.9	0.396	100	87
100	88	51.67	61.7	61.6	0.378		55.10	62.1	62.0	0.378	58.48	62.5	62.3	0.378	100	88
100	89	53.83	62.0	62.0	0.361		57.41	62.4	62.4	0.361	60.93	62.7	62.7	0.361	100	89
100	90	56.04	62.4	62.4	0.344		59.77	62.8	62.8	0.343	63.44	63.2	63.2	0.343	100	90
100	91	58.30	62.8	62.8	0.327		62.19	63.2	63.2	0.327	66.01	63.6	63.6	0.327	100	91
100	92	60.62	63.2	63.2	0.312		64.66	63.6	63.6	0.312	68.64	64.0	64.0	0.311	100	92
100	93	62.99	63.7	63.7	0.297		67.20	64.1	64.1	0.297	71.33	64.5	64.5	0.296	100	93
100	94	65.43	64.1	64.1	0.284		69.80	64.5	64.5	0.283	74.09	65.0	65.0	0.282	100	94
100	95	67.92	64.5	64.5	0.270		72.46	65.0	65.0	0.270	76.92	65.4	65.4	0.269	100	95
100	96	70.47	65.0	65.0	0.258		75.18	65.5	65.5	0.257	79.81	65.9	65.9	0.256	100	96
100	97	73.09	65.5	65.5	0.246		77.97	66.0	66.0	0.245	82.78	66.4	66.4	0.244	100	97
105	71	23.20	58.0	54.9	1.000		24.93	58.1	55.0	1.000	26.65	58.3	55.1	1.000	105	71
105	72	24.58	58.0	55.3	0.945		26.30	58.2	55.4	0.949	28.02	58.3	55.5	0.953	105	72
105	73	25.56	58.6	55.9	0.898		27.33	58.8	56.1	0.903	29.08	58.9	56.3	0.907	105	73
105	74	26.71	59.1	56.5	0.853		28.53	59.2	56.7	0.857	30.33	59.4	56.9	0.862	105	74
105	75	28.00	59.4	57.0	0.808		29.89	59.6	57.2	0.812	31.74	59.8	57.4	0.817	105	75
105	76	29.42	59.8	57.4	0.765		31.37	60.0	57.7	0.769	33.30	60.2	57.9	0.774	105	76
105	77	30.94	60.0	57.8	0.725		32.98	60.2	58.1	0.729	34.99	60.5	58.3	0.732	105	77
105	78	32.59	60.2	58.1	0.686		34.73	60.5	58.4	0.690	36.83	60.7	58.7	0.693	105	78
105	79	34.30	60.4	58.4	0.651		36.55	60.6	58.7	0.654	38.77	60.9	59.0	0.657	105	79
105	80	36.04	60.5	58.7	0.618		38.42	60.8	59.0	0.621	40.75	61.1	59.3	0.623	105	80
105	81	37.83	60.7	59.1	0.587		40.33	61.0	59.4	0.590	42.78	61.3	59.7	0.592	105	81
105	82	39.66	60.9	59.4	0.559		42.28	61.2	59.7	0.561	44.86	61.5	60.0	0.563	105	82
105	83	41.53	61.1	59.7	0.532		44.28	61.4	60.1	0.534	46.98	61.7	60.4	0.536	105	83
105	84	43.45	61.3	60.1	0.507		46.33	61.6	60.4	0.509	49.16	62.0	60.7	0.510	105	84
105	85	45.41	61.5	60.4	0.484		48.43	61.9	60.8	0.485	51.39	62.2	61.1	0.486	105	85
105	86	47.42	61.7	60.8	0.462		50.58	62.1	61.2	0.463	53.67	62.4	61.5	0.464	105	86
105	87	49.48	61.9	61.2	0.442		52.77	62.3	61.5	0.443	56.01	62.7	61.9	0.443	105	87
105	88	51.59	62.1	61.6	0.423		55.02	62.5	61.9	0.423	58.40	62.9	62.3	0.424	105	88
105	89	53.75	62.3	61.9	0.404		57.33	62.8	62.3	0.405	60.85	63.2	62.7	0.405	105	89
105	90	55.96	62.6	62.3	0.387		59.69	63.0	62.7	0.387	63.35	63.4	63.1	0.387	105	90
105	91	58.22	62.8	62.8	0.371		62.11	63.3	63.2	0.371	65.92	63.7	63.6	0.371	105	91
105	92	60.54	63.2	63.2	0.354		64.58	63.6	63.6	0.355	68.55	64.0	64.0	0.355	105	92
105	93	62.91	63.6	63.6	0.338		67.12	64.0	64.0	0.338	71.24	64.4	64.4	0.338	105	93
105	94	65.35	64.0	64.0	0.323		69.71	64.5	64.5	0.323	74.00	64.9	64.9	0.323	105	94
105	95	67.84	64.5	64.5	0.309		72.37	64.9	64.9	0.308	76.83	65.4	65.4	0.308	105	95
105	96	70.39	65.0	65.0	0.295		75.10	65.4	65.4	0.294	79.72	65.9	65.9	0.294	105	96
105	97	73.01	65.4	65.4	0.282		77.89	65.9	65.9	0.281	82.68	66.4	66.4	0.281	105	97
105	98	75.68	65.9	65.9	0.269		80.75	66.4	66.4	0.268	85.72	66.9	66.9	0.268	105	98
105	99	78.43	66.4	66.4	0.257		83.67	66.9	66.9	0.256	88.83	67.4	67.4	0.256	105	99
105	100	81.24	66.9	66.9	0.246		86.67	67.4	67.4	0.245	92.01	67.9	67.9	0.244	105	100
105	101	84.12	67.4	67.4	0.235		89.75	68.0	68.0	0.234	95.28	68.4	68.4	0.233	105	101
105	102	87.07	68.0	68.0	0.224		92.90	68.5	68.5	0.223	98.62	69.0	69.0	0.222	105	102

MIL-PRF-2939G  
w/INT AMENDMENT 1

APPENDIX A

DW COIL PERFORMANCE CHART      Coil Size: DW 62  
Entering Water = 45      Leaving Water = 51.67

AIR TEMP. (°F)		AIRFLOW 555 CFM (FPM = 617)				AIR TEMP. (°F)	
EDB	EWB	MBH	LDB	LWB	SHR	EDB	EWB
75	59	12.43	54.5	50.7	1.000	75	59
75	60	12.44	54.5	51.9	1.000	75	60
75	61	12.44	54.6	53.1	1.000	75	61
75	62	13.34	54.8	53.7	0.923	75	62
75	63	14.17	55.4	54.3	0.846	75	63
75	64	15.23	55.8	54.9	0.771	75	64
75	65	16.50	56.1	55.3	0.701	75	65
75	66	17.98	56.3	55.6	0.638	75	66
75	67	19.55	56.4	55.8	0.583	75	67
75	68	21.16	56.6	56.1	0.535	75	68
75	69	22.81	56.7	56.4	0.493	75	69
75	70	24.49	56.9	56.6	0.456	75	70
75	71	26.21	57.0	56.9	0.422	75	71
75	72	27.97	57.2	57.2	0.393	75	72
80	61	15.08	55.2	51.2	1.000	80	61
80	62	15.09	55.2	52.4	1.000	80	62
80	63	15.57	54.8	53.3	0.986	80	63
80	64	16.23	55.5	54.1	0.920	80	64
80	65	17.14	56.0	54.8	0.853	80	65
80	66	18.27	56.5	55.3	0.787	80	66
80	67	19.59	56.8	55.7	0.725	80	67
80	68	21.10	57.0	56.1	0.668	80	68
80	69	22.74	57.2	56.3	0.616	80	69
80	70	24.42	57.3	56.6	0.571	80	70
80	71	26.14	57.5	56.9	0.530	80	71
80	72	27.89	57.7	57.2	0.494	80	72
80	73	29.69	57.8	57.5	0.461	80	73
80	74	31.52	58.0	57.8	0.431	80	74
80	75	33.40	58.2	58.1	0.404	80	75
80	76	35.32	58.4	58.4	0.379	80	76
80	77	37.29	58.7	58.7	0.354	80	77
85	63	17.73	55.8	51.8	1.000	85	63
85	64	17.75	55.8	53.1	1.000	85	64
85	65	18.41	55.6	53.9	0.973	85	65
85	66	19.19	56.2	54.6	0.914	85	66
85	67	20.20	56.8	55.3	0.853	85	67
85	68	21.41	57.2	55.8	0.794	85	68
85	69	22.80	57.5	56.2	0.738	85	69
85	70	24.35	57.8	56.6	0.686	85	70
85	71	26.06	57.9	56.9	0.638	85	71
85	72	27.82	58.1	57.2	0.595	85	72
85	73	29.61	58.3	57.5	0.556	85	73
85	74	31.45	58.5	57.8	0.521	85	74
85	75	33.32	58.6	58.1	0.489	85	75
85	76	35.24	58.8	58.4	0.460	85	76
85	77	37.21	59.0	58.7	0.433	85	77
85	78	39.22	59.2	59.0	0.408	85	78
85	79	41.27	59.4	59.4	0.385	85	79
85	80	43.37	59.7	59.7	0.363	85	80
85	81	45.53	60.1	60.1	0.342	85	81
85	82	47.73	60.4	60.4	0.322	85	82

MIL-PRF-2939G  
w/INT AMENDMENT 1

APPENDIX A

DW COIL PERFORMANCE CHART      Coil Size: DW 62  
Entering Water = 45      Leaving Water = 51.67

AIR TEMP. (°F)		AIRFLOW 555 CFM (FPM = 617)					AIR TEMP. (°F)	
EDB	EWB	MBH	LDB	LWB	SHR		EDB	EWB
90	65	20.39	56.5	52.5	1.000		90	65
90	66	20.40	56.5	53.8	1.000		90	66
90	67	21.35	56.4	54.5	0.960		90	67
90	68	22.25	57.0	55.2	0.905		90	68
90	69	23.36	57.5	55.8	0.849		90	69
90	70	24.66	57.9	56.3	0.795		90	70
90	71	26.13	58.3	56.8	0.744		90	71
90	72	27.75	58.5	57.1	0.696		90	72
90	73	29.54	58.7	57.4	0.651		90	73
90	74	31.37	58.9	57.7	0.610		90	74
90	75	33.25	59.1	58.0	0.573		90	75
90	76	35.16	59.3	58.4	0.540		90	76
90	77	37.13	59.5	58.7	0.509		90	77
90	78	39.13	59.7	59.0	0.480		90	78
90	79	41.19	59.9	59.3	0.454		90	79
90	80	43.29	60.1	59.7	0.430		90	80
90	81	45.44	60.3	60.0	0.407		90	81
90	82	47.64	60.5	60.4	0.386		90	82
90	83	49.90	60.8	60.8	0.366		90	83
90	84	52.20	61.2	61.2	0.346		90	84
90	85	54.56	61.5	61.5	0.327		90	85
90	86	56.98	61.9	61.9	0.310		90	86
90	87	59.45	62.3	62.3	0.293		90	87
95	67	23.04	57.1	53.3	1.000		95	67
95	68	23.06	57.1	54.6	1.000		95	68
95	69	24.38	57.2	55.1	0.945		95	69
95	70	25.40	57.8	55.8	0.893		95	70
95	71	26.63	58.3	56.4	0.842		95	71
95	72	28.04	58.7	56.9	0.792		95	72
95	73	29.60	59.1	57.3	0.745		95	73
95	74	31.30	59.3	57.7	0.700		95	74
95	75	33.17	59.5	58.0	0.658		95	75
95	76	35.09	59.7	58.3	0.620		95	76
95	77	37.05	59.9	58.6	0.585		95	77
95	78	39.05	60.1	59.0	0.552		95	78
95	79	41.11	60.3	59.3	0.523		95	79
95	80	43.21	60.5	59.7	0.495		95	80
95	81	45.36	60.7	60.0	0.470		95	81
95	82	47.56	60.9	60.4	0.446		95	82
95	83	49.81	61.2	60.7	0.424		95	83
95	84	52.12	61.4	61.1	0.403		95	84
95	85	54.47	61.6	61.5	0.383		95	85
95	86	56.89	61.9	61.9	0.365		95	86
95	87	59.36	62.3	62.3	0.346		95	87
95	88	61.89	62.7	62.7	0.329		95	88
95	89	64.49	63.1	63.1	0.312		95	89
95	90	67.14	63.6	63.6	0.296		95	90
95	91	69.86	64.0	64.0	0.281		95	91
95	92	72.64	64.5	64.5	0.267		95	92



MIL-PRF-2939G  
w/INT AMENDMENT 1

APPENDIX A

DW COIL PERFORMANCE CHART      Coil Size: DW 62  
Entering Water = 45      Leaving Water = 51.67

AIR TEMP. (°F)		AIRFLOW 555 CFM (FPM = 617)					AIR TEMP. (°F)	
EDB	EWB	MBH	LDB	LWB	SHR		EDB	EWB
100	69	25.69	57.8	54.1	1.000		100	69
100	70	26.59	57.4	54.9	0.976		100	70
100	71	27.52	58.1	55.7	0.929		100	71
100	72	28.68	58.7	56.4	0.880		100	72
100	73	30.03	59.2	57.0	0.832		100	73
100	74	31.54	59.5	57.5	0.786		100	74
100	75	33.21	59.9	57.9	0.742		100	75
100	76	35.01	60.1	58.3	0.700		100	76
100	77	36.97	60.3	58.6	0.661		100	77
100	78	38.97	60.5	58.9	0.625		100	78
100	79	41.03	60.7	59.3	0.591		100	79
100	80	43.12	60.9	59.6	0.560		100	80
100	81	45.27	61.2	60.0	0.532		100	81
100	82	47.47	61.4	60.3	0.505		100	82
100	83	49.72	61.6	60.7	0.480		100	83
100	84	52.03	61.8	61.1	0.457		100	84
100	85	54.39	62.1	61.5	0.436		100	85
100	86	56.80	62.3	61.9	0.415		100	86
100	87	59.27	62.6	62.3	0.396		100	87
100	88	61.80	62.8	62.7	0.378		100	88
100	89	64.39	63.1	63.1	0.361		100	89
100	90	67.05	63.5	63.5	0.343		100	90
100	91	69.76	64.0	64.0	0.327		100	91
100	92	72.55	64.4	64.4	0.311		100	92
100	93	75.40	64.9	64.9	0.296		100	93
100	94	78.31	65.4	65.4	0.282		100	94
100	95	81.30	65.8	65.8	0.268		100	95
100	96	84.36	66.3	66.3	0.256		100	96
100	97	87.50	66.8	66.8	0.243		100	97
105	71	28.35	58.4	55.1	1.000		105	71
105	72	29.71	58.4	55.7	0.957		105	72
105	73	30.81	59.0	56.4	0.911		105	73
105	74	32.10	59.6	57.0	0.866		105	74
105	75	33.58	60.0	57.6	0.821		105	75
105	76	35.20	60.4	58.1	0.778		105	76
105	77	36.97	60.7	58.5	0.736		105	77
105	78	38.89	61.0	58.9	0.697		105	78
105	79	40.94	61.2	59.2	0.660		105	79
105	80	43.04	61.4	59.6	0.626		105	80
105	81	45.19	61.6	59.9	0.594		105	81
105	82	47.39	61.8	60.3	0.565		105	82
105	83	49.64	62.1	60.7	0.537		105	83
105	84	51.94	62.3	61.0	0.512		105	84
105	85	54.30	62.5	61.4	0.488		105	85
105	86	56.71	62.8	61.8	0.465		105	86
105	87	59.18	63.0	62.2	0.444		105	87
105	88	61.71	63.3	62.6	0.424		105	88
105	89	64.30	63.5	63.1	0.405		105	89
105	90	66.96	63.8	63.5	0.387		105	90
105	91	69.67	64.1	63.9	0.371		105	91
105	92	72.45	64.4	64.4	0.355		105	92
105	93	75.30	64.8	64.8	0.338		105	93
105	94	78.22	65.3	65.3	0.323		105	94
105	95	81.20	65.8	65.8	0.308		105	95
105	96	84.26	66.3	66.3	0.294		105	96
105	97	87.40	66.8	66.8	0.280		105	97
105	98	90.61	67.3	67.3	0.267		105	98
105	99	93.89	67.8	67.8	0.255		105	99
105	100	97.26	68.4	68.4	0.243		105	100
105	101	100.7	68.9	68.9	0.232		105	101
105	102	104.2	69.5	69.5	0.221		105	102

MIL-PRF-2939G  
w/INT AMENDMENT 1

APPENDIX A

**DW COIL PERFORMANCE CHART**      Coil Size: DW 63  
Entering Water = 45      Leaving Water = 51.67

AIR TEMP. (°F)		AIRFLOW												AIR TEMP (°F)	
		390 CFM (FPM = 289)				430 CFM (FPM = 319)				470 CFM ( FPM = 348)					
EDB	EWB	MBH	LDB	LWB	SHR	MBH	LDB	LWB	SHR	MBH	LDB	LWB	SHR	EDB	EWB
75	59	9.61	52.5	49.8	1.000	10.57	52.5	49.9	1.000	11.51	52.6	49.9	1.000	75	59
75	60	9.97	52.1	50.7	0.982	10.92	52.1	50.7	0.986	11.52	52.6	51.1	1.000	75	60
75	61	10.56	52.6	51.3	0.907	11.54	52.7	51.4	0.912	12.52	52.7	51.5	0.916	75	61
75	62	11.35	52.9	51.8	0.832	12.39	53.0	51.9	0.837	13.41	53.1	52.0	0.841	75	62
75	63	12.31	53.1	52.1	0.762	13.42	53.3	52.2	0.766	14.51	53.4	52.3	0.770	75	63
75	64	13.41	53.2	52.3	0.698	14.61	53.4	52.4	0.701	15.78	53.5	52.6	0.705	75	64
75	65	14.58	53.2	52.4	0.642	15.89	53.4	52.6	0.644	17.17	53.6	52.8	0.647	75	65
75	66	15.77	53.3	52.6	0.593	17.19	53.4	52.8	0.595	18.58	53.6	52.9	0.597	75	66
75	67	16.99	53.3	52.8	0.550	18.52	53.5	52.9	0.552	20.03	53.7	53.1	0.553	75	67
75	68	18.23	53.3	52.9	0.512	19.88	53.5	53.1	0.513	21.50	53.7	53.3	0.514	75	68
75	69	19.50	53.4	53.1	0.479	21.27	53.6	53.3	0.479	23.01	53.8	53.5	0.480	75	69
75	70	20.79	53.4	53.3	0.449	22.69	53.7	53.5	0.449	24.55	53.9	53.7	0.449	75	70
75	71	22.11	53.5	53.5	0.421	24.13	53.7	53.7	0.421	26.12	53.9	53.9	0.421	75	71
75	72	23.46	53.7	53.7	0.394	25.61	53.9	53.9	0.394	27.72	54.1	54.1	0.393	75	72
80	61	11.51	53.0	50.3	1.000	12.66	53.1	50.3	1.000	13.80	53.2	50.4	1.000	80	61
80	62	12.01	52.7	51.0	0.971	13.16	52.7	51.1	0.975	14.31	52.8	51.2	0.979	80	62
80	63	12.69	53.2	51.6	0.904	13.88	53.3	51.7	0.909	15.06	53.3	51.8	0.913	80	63
80	64	13.56	53.5	52.1	0.838	14.81	53.6	52.2	0.842	16.04	53.7	52.3	0.846	80	64
80	65	14.58	53.7	52.4	0.775	15.90	53.8	52.5	0.779	17.21	53.9	52.7	0.783	80	65
80	66	15.72	53.7	52.6	0.717	17.14	53.9	52.7	0.721	18.53	54.1	52.9	0.724	80	66
80	67	16.94	53.8	52.7	0.665	18.47	54.0	52.9	0.668	19.97	54.1	53.1	0.671	80	67
80	68	18.18	53.8	52.9	0.620	19.83	54.0	53.1	0.622	21.44	54.2	53.3	0.624	80	68
80	69	19.45	53.9	53.1	0.579	21.21	54.1	53.3	0.581	22.95	54.3	53.5	0.583	80	69
80	70	20.74	53.9	53.3	0.543	22.63	54.1	53.5	0.544	24.48	54.3	53.7	0.545	80	70
80	71	22.06	54.0	53.5	0.510	24.07	54.2	53.7	0.511	26.05	54.4	53.9	0.512	80	71
80	72	23.41	54.0	53.7	0.480	25.55	54.3	53.9	0.481	27.66	54.5	54.1	0.481	80	72
80	73	24.79	54.1	53.9	0.453	27.06	54.3	54.1	0.454	29.30	54.6	54.3	0.454	80	73
80	74	26.20	54.1	54.1	0.429	28.60	54.4	54.3	0.428	30.97	54.6	54.6	0.428	80	74
80	75	27.64	54.3	54.3	0.404	30.18	54.6	54.6	0.404	32.69	54.8	54.8	0.404	80	75
80	76	29.12	54.6	54.6	0.381	31.80	54.8	54.8	0.381	34.44	55.1	55.1	0.380	80	76
80	77	30.62	54.8	54.8	0.359	33.45	55.0	55.0	0.359	36.23	55.3	55.3	0.358	80	77
85	63	13.40	53.6	50.9	1.000	14.74	53.7	50.9	1.000	16.08	53.7	50.9	1.000	85	63
85	64	14.11	53.3	51.4	0.959	15.47	53.4	51.5	0.963	16.81	53.5	51.6	0.966	85	64
85	65	14.89	53.8	52.0	0.897	16.29	53.9	52.1	0.902	17.67	54.0	52.2	0.906	85	65
85	66	15.84	54.1	52.4	0.837	17.30	54.2	52.5	0.841	18.75	54.3	52.7	0.845	85	66
85	67	16.93	54.2	52.7	0.780	18.47	54.4	52.8	0.784	20.00	54.5	53.0	0.788	85	67
85	68	18.13	54.3	52.9	0.727	19.77	54.5	53.1	0.731	21.39	54.7	53.3	0.735	85	68
85	69	19.39	54.4	53.1	0.680	21.15	54.5	53.3	0.683	22.88	54.7	53.5	0.686	85	69
85	70	20.68	54.4	53.3	0.637	22.57	54.6	53.5	0.640	24.42	54.8	53.7	0.642	85	70
85	71	22.00	54.5	53.5	0.599	24.01	54.7	53.7	0.601	25.99	54.9	53.9	0.603	85	71
85	72	23.35	54.5	53.7	0.564	25.49	54.7	53.9	0.566	27.59	55.0	54.1	0.567	85	72
85	73	24.73	54.6	53.9	0.532	27.00	54.8	54.1	0.533	29.23	55.0	54.3	0.535	85	73
85	74	26.14	54.6	54.1	0.503	28.54	54.9	54.3	0.504	30.90	55.1	54.5	0.505	85	74
85	75	27.58	54.7	54.3	0.477	30.12	55.0	54.5	0.477	32.62	55.2	54.8	0.478	85	75
85	76	29.06	54.8	54.5	0.452	31.73	55.0	54.8	0.453	34.37	55.3	55.0	0.453	85	76
85	77	30.56	54.8	54.8	0.430	33.38	55.1	55.0	0.430	36.16	55.4	55.3	0.430	85	77
85	78	32.11	55.0	55.0	0.408	35.07	55.3	55.3	0.408	37.99	55.5	55.5	0.408	85	78
85	79	33.68	55.2	55.2	0.386	36.80	55.5	55.5	0.386	39.87	55.8	55.8	0.386	85	79
85	80	35.30	55.5	55.5	0.366	38.57	55.8	55.8	0.366	41.79	56.1	56.1	0.365	85	80
85	81	36.95	55.8	55.8	0.347	40.38	56.1	56.1	0.347	43.75	56.3	56.3	0.346	85	81
85	82	38.64	56.0	56.0	0.329	42.23	56.3	56.3	0.329	45.76	56.6	56.6	0.328	85	82

MIL-PRF-2939G  
w/INT AMENDMENT 1

APPENDIX A

DW COIL PERFORMANCE CHART      Coil Size: DW 63  
Entering Water = 45      Leaving Water = 51.67

AIR TEMP. (°F)		390 CFM (FPM = 289)					AIRFLOW 430 CFM (FPM = 319)				470 CFM (FPM = 348)				AIR TEMP. (°F)	
EDB	EWB	MBH	LDB	LWB	SHR		MBH	LDB	LWB	SHR	MBH	LDB	LWB	SHR	EDB	EWB
90	65	15.29	54.2	51.5	1.000		16.83	54.3	51.6	1.000	18.36	54.3	51.6	1.000	90	65
90	66	16.29	54.0	51.9	0.944		17.85	54.1	52.0	0.948	19.39	54.2	52.1	0.952	90	66
90	67	17.17	54.4	52.4	0.888		18.78	54.5	52.5	0.892	20.38	54.6	52.6	0.896	90	67
90	68	18.21	54.7	52.7	0.832		19.89	54.8	52.9	0.837	21.56	54.9	53.1	0.841	90	68
90	69	19.37	54.8	53.0	0.780		21.14	55.0	53.2	0.784	22.90	55.1	53.4	0.788	90	69
90	70	20.63	54.9	53.2	0.732		22.51	55.1	53.4	0.735	24.36	55.3	53.6	0.739	90	70
90	71	21.95	54.9	53.4	0.688		23.95	55.1	53.6	0.691	25.92	55.3	53.9	0.694	90	71
90	72	23.30	55.0	53.6	0.648		25.43	55.2	53.9	0.650	27.52	55.4	54.1	0.653	90	72
90	73	24.67	55.1	53.8	0.612		26.94	55.3	54.1	0.614	29.16	55.5	54.3	0.616	90	73
90	74	26.08	55.1	54.0	0.578		28.48	55.4	54.3	0.580	30.84	55.6	54.5	0.582	90	74
90	75	27.52	55.2	54.3	0.548		30.05	55.4	54.5	0.549	32.55	55.7	54.8	0.550	90	75
90	76	29.00	55.3	54.5	0.520		31.67	55.5	54.7	0.521	34.30	55.8	55.0	0.522	90	76
90	77	30.50	55.3	54.7	0.494		33.32	55.6	55.0	0.495	36.09	55.9	55.2	0.495	90	77
90	78	32.04	55.4	55.0	0.470		35.00	55.7	55.2	0.470	37.92	56.0	55.5	0.471	90	78
90	79	33.62	55.5	55.2	0.448		36.73	55.8	55.5	0.448	39.79	56.1	55.8	0.448	90	79
90	80	35.24	55.6	55.5	0.427		38.50	55.9	55.8	0.427	41.71	56.2	56.0	0.427	90	80
90	81	36.89	55.7	55.7	0.407		40.31	56.0	56.0	0.407	43.68	56.3	56.3	0.407	90	81
90	82	38.58	56.0	56.0	0.387		42.16	56.3	56.3	0.386	45.68	56.6	56.6	0.386	90	82
90	83	40.31	56.3	56.3	0.368		44.05	56.6	56.6	0.367	47.74	56.9	56.9	0.367	90	83
90	84	42.08	56.5	56.5	0.350		45.99	56.9	56.9	0.349	49.85	57.2	57.2	0.349	90	84
90	85	43.90	56.8	56.8	0.333		47.98	57.2	57.2	0.333	52.00	57.5	57.5	0.332	90	85
90	86	45.76	57.1	57.1	0.317		50.01	57.5	57.5	0.317	54.21	57.8	57.8	0.316	90	86
90	87	47.66	57.4	57.4	0.303		52.10	57.8	57.8	0.302	56.47	58.1	58.1	0.301	90	87
95	67	17.76	54.2	51.7	0.981		19.48	54.3	51.8	0.985	20.63	54.9	52.4	1.000	95	67
95	68	18.56	54.7	52.3	0.929		20.33	54.8	52.5	0.933	22.08	54.9	52.6	0.936	95	68
95	69	19.54	55.0	52.8	0.876		21.38	55.2	52.9	0.880	23.20	55.3	53.1	0.884	95	69
95	70	20.67	55.3	53.1	0.825		22.59	55.4	53.3	0.829	24.48	55.6	53.5	0.833	95	70
95	71	21.91	55.4	53.4	0.777		23.92	55.6	53.6	0.780	25.91	55.8	53.8	0.784	95	71
95	72	23.24	55.5	53.6	0.732		25.37	55.7	53.8	0.735	27.46	55.9	54.0	0.739	95	72
95	73	24.62	55.5	53.8	0.691		26.87	55.8	54.0	0.694	29.09	56.0	54.3	0.697	95	73
95	74	26.03	55.6	54.0	0.653		28.42	55.8	54.3	0.656	30.77	56.1	54.5	0.658	95	74
95	75	27.46	55.7	54.2	0.619		29.99	55.9	54.5	0.621	32.48	56.1	54.7	0.623	95	75
95	76	28.94	55.7	54.5	0.587		31.60	56.0	54.7	0.589	34.23	56.2	55.0	0.591	95	76
95	77	30.44	55.8	54.7	0.558		33.25	56.1	55.0	0.560	36.02	56.3	55.2	0.561	95	77
95	78	31.98	55.9	54.9	0.531		34.94	56.2	55.2	0.532	37.85	56.4	55.5	0.533	95	78
95	79	33.56	56.0	55.2	0.506		36.66	56.3	55.5	0.507	39.72	56.5	55.7	0.508	95	79
95	80	35.17	56.0	55.4	0.483		38.43	56.3	55.7	0.483	41.64	56.6	56.0	0.484	95	80
95	81	36.82	56.1	55.7	0.461		40.24	56.4	56.0	0.461	43.60	56.8	56.3	0.462	95	81
95	82	38.51	56.2	55.9	0.441		42.09	56.5	56.3	0.441	45.61	56.9	56.6	0.441	95	82
95	83	40.24	56.3	56.2	0.421		43.98	56.6	56.5	0.421	47.66	57.0	56.8	0.421	95	83
95	84	42.02	56.5	56.5	0.402		45.92	56.8	56.8	0.402	49.77	57.1	57.1	0.403	95	84
95	85	43.83	56.8	56.8	0.384		47.91	57.1	57.1	0.383	51.92	57.4	57.4	0.383	95	85
95	86	45.69	57.1	57.1	0.366		49.94	57.4	57.4	0.366	54.13	57.8	57.8	0.365	95	86
95	87	47.59	57.4	57.4	0.349		52.02	57.7	57.7	0.349	56.39	58.1	58.1	0.348	95	87
95	88	49.54	57.7	57.7	0.333		54.15	58.1	58.1	0.333	58.70	58.4	58.4	0.332	95	88
95	89	51.53	58.0	58.0	0.318		56.34	58.4	58.4	0.318	61.07	58.8	58.8	0.317	95	89
95	90	53.58	58.3	58.3	0.304		58.58	58.7	58.7	0.303	63.50	59.1	59.1	0.303	95	90
95	91	55.67	58.7	58.7	0.291		60.87	59.1	59.1	0.290	65.99	59.5	59.5	0.289	95	91
95	92	57.82	59.0	59.0	0.278		63.22	59.4	59.4	0.277	68.54	59.8	59.8	0.276	95	92

MIL-PRF-2939G  
w/INT AMENDMENT 1

APPENDIX A

**DW COIL PERFORMANCE CHART**      **Coil Size: DW 63**  
**Entering Water = 45**      **Leaving Water = 51.67**

AIR TEMP. (°F)		390 CFM (FPM = 289)					AIRFLOW				470 CFM ( FPM = 348)				AIR TEMP (°F)	
		MBH	LDB	LWB	SHR		MBH	LDB	LWB	SHR	MBH	LDB	LWB	SHR		
100	69	20.01	55.0	52.3	0.962		21.94	55.1	52.4	0.965	23.86	55.1	52.5	0.969	100	69
100	70	20.94	55.4	52.8	0.912		22.93	55.5	52.9	0.916	24.90	55.6	53.1	0.920	100	70
100	71	22.03	55.7	53.2	0.862		24.09	55.8	53.4	0.866	26.14	56.0	53.5	0.870	100	71
100	72	23.25	55.9	53.5	0.815		25.40	56.1	53.7	0.819	27.53	56.2	53.9	0.823	100	72
100	73	24.57	56.0	53.8	0.770		26.83	56.2	54.0	0.774	29.06	56.4	54.2	0.777	100	73
100	74	25.97	56.1	54.0	0.728		28.35	56.3	54.2	0.732	30.70	56.5	54.5	0.735	100	74
100	75	27.41	56.1	54.2	0.690		29.93	56.4	54.5	0.693	32.41	56.6	54.7	0.696	100	75
100	76	28.88	56.2	54.4	0.655		31.54	56.5	54.7	0.658	34.16	56.7	54.9	0.660	100	76
100	77	30.38	56.3	54.7	0.623		33.18	56.6	54.9	0.625	35.94	56.8	55.2	0.627	100	77
100	78	31.92	56.4	54.9	0.593		34.87	56.6	55.2	0.594	37.77	56.9	55.4	0.596	100	78
100	79	33.50	56.4	55.1	0.565		36.59	56.7	55.4	0.566	39.65	57.0	55.7	0.567	100	79
100	80	35.11	56.5	55.4	0.539		38.36	56.8	55.7	0.540	41.56	57.1	56.0	0.541	100	80
100	81	36.76	56.6	55.6	0.514		40.17	56.9	56.0	0.515	43.52	57.2	56.2	0.516	100	81
100	82	38.45	56.7	55.9	0.492		42.02	57.0	56.2	0.492	45.53	57.3	56.5	0.493	100	82
100	83	40.18	56.8	56.2	0.470		43.91	57.1	56.5	0.471	47.58	57.5	56.8	0.471	100	83
100	84	41.95	56.9	56.5	0.450		45.85	57.2	56.8	0.451	49.69	57.6	57.1	0.451	100	84
100	85	43.76	57.0	56.7	0.432		47.83	57.3	57.1	0.432	51.84	57.7	57.4	0.432	100	85
100	86	45.62	57.1	57.0	0.414		49.86	57.5	57.4	0.414	54.05	57.8	57.7	0.414	100	86
100	87	47.52	57.3	57.3	0.396		51.94	57.7	57.7	0.396	56.31	58.0	58.0	0.396	100	87
100	88	49.47	57.7	57.7	0.378		54.08	58.0	58.0	0.378	58.62	58.4	58.4	0.378	100	88
100	89	51.46	58.0	58.0	0.362		56.26	58.4	58.4	0.361	60.99	58.7	58.7	0.361	100	89
100	90	53.51	58.3	58.3	0.346		58.50	58.7	58.7	0.345	63.41	59.1	59.1	0.345	100	90
100	91	55.60	58.6	58.6	0.331		60.79	59.0	59.0	0.330	65.90	59.4	59.4	0.330	100	91
100	92	57.75	59.0	59.0	0.317		63.14	59.4	59.4	0.316	68.45	59.8	59.8	0.316	100	92
100	93	59.94	59.3	59.3	0.303		65.54	59.8	59.8	0.302	71.06	60.2	60.2	0.302	100	93
100	94	62.20	59.7	59.7	0.290		68.01	60.1	60.1	0.289	73.73	60.5	60.5	0.289	100	94
100	95	64.50	60.1	60.1	0.278		70.53	60.5	60.5	0.277	76.47	60.9	60.9	0.276	100	95
100	96	66.87	60.5	60.5	0.266		73.12	60.9	60.9	0.265	79.28	61.3	61.3	0.264	100	96
100	97	69.29	60.8	60.8	0.255		75.77	61.3	61.3	0.254	82.15	61.8	61.8	0.253	100	97
105	71	22.38	55.7	52.8	0.942		24.53	55.8	52.9	0.945	26.66	55.9	53.0	0.949	105	71
105	72	23.43	56.1	53.3	0.894		25.65	56.2	53.4	0.898	27.85	56.4	53.6	0.902	105	72
105	73	24.63	56.3	53.6	0.848		26.94	56.5	53.8	0.852	29.22	56.7	54.0	0.855	105	73
105	74	25.94	56.5	53.9	0.803		28.35	56.7	54.2	0.807	30.73	56.9	54.4	0.811	105	74
105	75	27.35	56.6	54.2	0.762		29.87	56.8	54.4	0.765	32.35	57.1	54.7	0.769	105	75
105	76	28.82	56.7	54.4	0.723		31.47	56.9	54.7	0.726	34.09	57.2	54.9	0.729	105	76
105	77	30.32	56.8	54.6	0.687		33.12	57.0	54.9	0.690	35.87	57.3	55.2	0.693	105	77
105	78	31.86	56.8	54.9	0.654		34.80	57.1	55.1	0.656	37.70	57.4	55.4	0.659	105	78
105	79	33.43	56.9	55.1	0.623		36.53	57.2	55.4	0.625	39.57	57.5	55.7	0.627	105	79
105	80	35.05	57.0	55.4	0.594		38.29	57.3	55.7	0.596	41.49	57.6	55.9	0.598	105	80
105	81	36.69	57.1	55.6	0.568		40.10	57.4	55.9	0.569	43.45	57.7	56.2	0.571	105	81
105	82	38.38	57.2	55.9	0.543		41.94	57.5	56.2	0.544	45.45	57.8	56.5	0.545	105	82
105	83	40.11	57.3	56.1	0.519		43.84	57.6	56.5	0.520	47.51	57.9	56.8	0.521	105	83
105	84	41.88	57.4	56.4	0.497		45.77	57.7	56.8	0.498	49.61	58.1	57.1	0.499	105	84
105	85	43.69	57.5	56.7	0.477		47.76	57.8	57.0	0.477	51.76	58.2	57.4	0.478	105	85
105	86	45.55	57.6	57.0	0.457		49.79	57.9	57.4	0.457	53.97	58.3	57.7	0.458	105	86
105	87	47.45	57.7	57.3	0.439		51.87	58.1	57.7	0.439	56.22	58.4	58.0	0.439	105	87
105	88	49.40	57.8	57.6	0.421		54.00	58.2	58.0	0.421	58.54	58.6	58.3	0.421	105	88
105	89	51.39	57.9	57.9	0.405		56.18	58.3	58.3	0.405	60.90	58.7	58.7	0.405	105	89
105	90	53.43	58.3	58.3	0.387		58.42	58.6	58.6	0.387	63.33	59.0	59.0	0.387	105	90
105	91	55.53	58.6	58.6	0.371		60.71	59.0	59.0	0.371	65.81	59.4	59.4	0.371	105	91
105	92	57.67	58.9	58.9	0.355		63.06	59.3	59.3	0.355	68.36	59.7	59.7	0.355	105	92
105	93	59.87	59.3	59.3	0.340		65.46	59.7	59.7	0.340	70.97	60.1	60.1	0.340	105	93
105	94	62.12	59.6	59.6	0.326		67.92	60.1	60.1	0.326	73.64	60.5	60.5	0.325	105	94
105	95	64.43	60.0	60.0	0.313		70.45	60.5	60.5	0.312	76.38	60.9	60.9	0.312	105	95
105	96	66.79	60.4	60.4	0.300		73.03	60.9	60.9	0.299	79.19	61.3	61.3	0.299	105	96
105	97	69.22	60.8	60.8	0.288		75.69	61.3	61.3	0.287	82.06	61.7	61.7	0.286	105	97
105	98	71.70	61.2	61.2	0.276		78.40	61.7	61.7	0.275	85.01	62.1	62.1	0.274	105	98
105	99	74.25	61.6	61.6	0.265		81.19	62.1	62.1	0.264	88.03	62.6	62.6	0.263	105	99
105	100	76.86	62.0	62.0	0.254		84.04	62.5	62.5	0.253	91.12	63.0	63.0	0.252	105	100
105	101	79.53	62.5	62.5	0.243		86.97	63.0	63.0	0.242	94.30	63.5	63.5	0.242	105	101
105	102	82.28	62.9	62.9	0.233		89.97	63.4	63.4	0.232	97.55	64.0	64.0	0.232	105	102

MIL-PRF-2939G  
w/INT AMENDMENT 1

APPENDIX A

**DW COIL PERFORMANCE CHART      Coil Size: DW 63**  
**Entering Water = 45      Leaving Water = 51.67**

AIR TEMP. ( ° F )		AIRFLOW												AIR TEMP. ( ° F )				
		510 CFM ( FPM = 378 )					550 CFM ( FPM = 407 )					590 CFM ( FPM = 437 )						
EDB	EWB	MBH	LDB	LWB	SHR	MBH	LDB	LWB	SHR	MBH	LDB	LWB	SHR	EDB	EWB			
75	59	12.46	52.7	49.9	1.000	13.39	52.7	50.0	1.000	14.33	52.8	50.0	1.000	75	59			
75	60	12.47	52.7	51.1	1.000	13.40	52.7	51.2	1.000	14.34	52.8	51.2	1.000	75	60			
75	61	13.49	52.8	51.6	0.920	14.44	52.9	51.6	0.924	15.39	52.9	51.7	0.928	75	61			
75	62	14.42	53.2	52.1	0.845	15.42	53.3	52.2	0.849	16.41	53.4	52.3	0.853	75	62			
75	63	15.59	53.5	52.5	0.774	16.64	53.6	52.6	0.778	17.69	53.7	52.7	0.781	75	63			
75	64	16.94	53.6	52.7	0.708	18.07	53.8	52.8	0.711	19.19	53.9	53.0	0.715	75	64			
75	65	18.42	53.7	52.9	0.650	19.66	53.8	53.0	0.652	20.87	54.0	53.2	0.655	75	65			
75	66	19.95	53.8	53.1	0.599	21.29	53.9	53.2	0.601	22.62	54.1	53.4	0.603	75	66			
75	67	21.51	53.8	53.3	0.555	22.96	54.0	53.4	0.556	24.39	54.1	53.6	0.557	75	67			
75	68	23.10	53.9	53.5	0.515	24.67	54.1	53.6	0.516	26.21	54.2	53.8	0.517	75	68			
75	69	24.72	54.0	53.7	0.481	26.40	54.2	53.9	0.481	28.06	54.3	54.0	0.482	75	69			
75	70	26.38	54.1	53.9	0.449	28.18	54.2	54.1	0.450	29.95	54.4	54.2	0.450	75	70			
75	71	28.07	54.1	54.1	0.421	29.99	54.3	54.3	0.421	31.89	54.5	54.5	0.421	75	71			
75	72	29.80	54.3	54.3	0.393	31.85	54.5	54.5	0.393	33.86	54.7	54.7	0.393	75	72			
80	61	14.93	53.2	50.4	1.000	16.06	53.3	50.4	1.000	17.19	53.4	50.5	1.000	80	61			
80	62	15.44	52.8	51.3	0.983	16.57	52.9	51.3	0.986	17.20	53.4	51.7	1.000	80	62			
80	63	16.23	53.4	51.9	0.917	17.38	53.5	52.0	0.921	18.53	53.5	52.1	0.924	80	63			
80	64	17.26	53.8	52.4	0.850	18.46	53.9	52.5	0.854	19.65	54.0	52.6	0.858	80	64			
80	65	18.50	54.1	52.8	0.787	19.77	54.2	52.9	0.790	21.02	54.3	53.0	0.794	80	65			
80	66	19.90	54.2	53.1	0.728	21.25	54.4	53.2	0.731	22.58	54.5	53.3	0.734	80	66			
80	67	21.44	54.3	53.3	0.674	22.89	54.4	53.4	0.677	24.32	54.6	53.6	0.680	80	67			
80	68	23.03	54.4	53.5	0.627	24.59	54.5	53.6	0.629	26.13	54.7	53.8	0.631	80	68			
80	69	24.65	54.4	53.7	0.584	26.33	54.6	53.8	0.586	27.99	54.8	54.0	0.588	80	69			
80	70	26.31	54.5	53.9	0.547	28.11	54.7	54.1	0.548	29.88	54.9	54.2	0.549	80	70			
80	71	28.00	54.6	54.1	0.513	29.92	54.8	54.3	0.514	31.81	55.0	54.5	0.515	80	71			
80	72	29.73	54.7	54.3	0.482	31.77	54.9	54.5	0.483	33.78	55.1	54.7	0.483	80	72			
80	73	31.50	54.8	54.6	0.454	33.66	55.0	54.8	0.454	35.80	55.2	54.9	0.455	80	73			
80	74	33.30	54.9	54.8	0.428	35.60	55.1	55.0	0.429	37.86	55.3	55.2	0.429	80	74			
80	75	35.15	55.0	55.0	0.404	37.58	55.2	55.2	0.404	39.97	55.5	55.5	0.404	80	75			
80	76	37.04	55.3	55.3	0.380	39.60	55.5	55.5	0.380	42.13	55.7	55.7	0.380	80	76			
80	77	38.97	55.5	55.5	0.358	41.67	55.8	55.8	0.358	44.33	56.0	56.0	0.357	80	77			
85	63	17.40	53.8	51.0	1.000	18.73	53.9	51.0	1.000	20.04	54.0	51.0	1.000	85	63			
85	64	18.14	53.5	51.7	0.970	19.46	53.6	51.8	0.973	20.77	53.6	51.8	0.976	85	64			
85	65	19.05	54.0	52.3	0.910	20.40	54.1	52.4	0.913	21.75	54.2	52.5	0.917	85	65			
85	66	20.18	54.4	52.8	0.849	21.60	54.5	52.9	0.853	22.99	54.6	53.0	0.857	85	66			
85	67	21.50	54.7	53.1	0.792	22.99	54.8	53.3	0.795	24.46	54.9	53.4	0.799	85	67			
85	68	22.98	54.8	53.4	0.738	24.55	55.0	53.6	0.741	26.10	55.1	53.7	0.744	85	68			
85	69	24.59	54.9	53.6	0.689	26.26	55.1	53.8	0.692	27.91	55.2	54.0	0.694	85	69			
85	70	26.24	55.0	53.9	0.644	28.03	55.2	54.0	0.647	29.80	55.3	54.2	0.649	85	70			
85	71	27.93	55.1	54.1	0.605	29.84	55.3	54.3	0.606	31.73	55.4	54.4	0.608	85	71			
85	72	29.66	55.2	54.3	0.569	31.69	55.4	54.5	0.570	33.70	55.5	54.7	0.571	85	72			
85	73	31.42	55.2	54.5	0.536	33.59	55.5	54.7	0.537	35.72	55.6	54.9	0.538	85	73			
85	74	33.23	55.3	54.8	0.506	35.52	55.6	55.0	0.507	37.78	55.8	55.2	0.507	85	74			
85	75	35.08	55.4	55.0	0.478	37.50	55.7	55.2	0.479	39.89	55.9	55.4	0.479	85	75			
85	76	36.96	55.5	55.3	0.453	39.52	55.8	55.5	0.453	42.04	56.0	55.7	0.454	85	76			
85	77	38.89	55.6	55.5	0.430	41.59	55.9	55.7	0.430	44.25	56.1	56.0	0.430	85	77			
85	78	40.87	55.8	55.8	0.408	43.71	56.0	56.0	0.408	46.50	56.3	56.2	0.408	85	78			
85	79	42.89	56.0	56.0	0.386	45.87	56.3	56.3	0.386	48.81	56.5	56.5	0.386	85	79			
85	80	44.96	56.3	56.3	0.365	48.09	56.6	56.6	0.365	51.17	56.8	56.8	0.365	85	80			
85	81	47.08	56.6	56.6	0.346	50.35	56.9	56.9	0.345	53.59	57.1	57.1	0.345	85	81			
85	82	49.24	56.9	56.9	0.328	52.67	57.2	57.2	0.327	56.06	57.4	57.4	0.327	85	82			

MIL-PRF-2939G  
w/INT AMENDMENT 1

APPENDIX A

DW COIL PERFORMANCE CHART      Coil Size: DW 63  
Entering Water = 45      Leaving Water = 51.67

AIR TEMP. (°F)		510 CFM (FPM = 378)					AIRFLOW 550 CFM (FPM = 407)				590 CFM ( FPM = 437)				AIR TEMP (°F)	
EDB	EWB	MBH	LDB	LWB	SHR		MBH	LDB	LWB	SHR	MBH	LDB	LWB	SHR	EDB	EWB
90	65	19.87	54.4	51.6	1.000		21.39	54.5	51.7	1.000	22.89	54.6	51.7	1.000	90	65
90	66	20.92	54.2	52.2	0.956		22.45	54.3	52.2	0.959	23.95	54.4	52.3	0.962	90	66
90	67	21.96	54.7	52.7	0.900		23.53	54.8	52.8	0.903	25.08	54.9	53.0	0.907	90	67
90	68	23.21	55.0	53.2	0.844		24.84	55.2	53.3	0.848	26.45	55.3	53.4	0.852	90	68
90	69	24.62	55.3	53.5	0.792		26.33	55.4	53.7	0.795	28.02	55.6	53.8	0.798	90	69
90	70	26.18	55.4	53.8	0.742		27.98	55.6	54.0	0.745	29.75	55.8	54.2	0.749	90	70
90	71	27.86	55.5	54.0	0.697		29.77	55.7	54.2	0.699	31.65	55.9	54.4	0.702	90	71
90	72	29.59	55.6	54.3	0.655		31.62	55.8	54.5	0.658	33.62	56.0	54.6	0.660	90	72
90	73	31.35	55.7	54.5	0.618		33.51	55.9	54.7	0.620	35.63	56.1	54.9	0.621	90	73
90	74	33.16	55.8	54.7	0.583		35.44	56.0	54.9	0.585	37.69	56.2	55.1	0.586	90	74
90	75	35.00	55.9	55.0	0.552		37.42	56.1	55.2	0.553	39.80	56.3	55.4	0.554	90	75
90	76	36.89	56.0	55.2	0.523		39.44	56.2	55.4	0.524	41.95	56.5	55.7	0.525	90	76
90	77	38.82	56.1	55.5	0.496		41.51	56.4	55.7	0.497	44.16	56.6	55.9	0.497	90	77
90	78	40.79	56.2	55.7	0.471		43.62	56.5	56.0	0.472	46.41	56.7	56.2	0.472	90	78
90	79	42.81	56.3	56.0	0.448		45.79	56.6	56.3	0.449	48.72	56.8	56.5	0.449	90	79
90	80	44.88	56.5	56.3	0.427		48.00	56.7	56.5	0.427	51.08	57.0	56.8	0.427	90	80
90	81	46.99	56.6	56.6	0.407		50.27	56.9	56.8	0.407	53.49	57.1	57.1	0.407	90	81
90	82	49.16	56.9	56.9	0.386		52.58	57.1	57.1	0.386	55.96	57.4	57.4	0.386	90	82
90	83	51.38	57.2	57.2	0.367		54.96	57.5	57.5	0.367	58.49	57.7	57.7	0.367	90	83
90	84	53.64	57.5	57.5	0.349		57.39	57.8	57.8	0.349	61.08	58.0	58.0	0.348	90	84
90	85	55.97	57.8	57.8	0.332		59.88	58.1	58.1	0.331	63.73	58.4	58.4	0.331	90	85
90	86	58.35	58.1	58.1	0.316		62.42	58.4	58.4	0.315	66.45	58.7	58.7	0.315	90	86
90	87	60.78	58.5	58.5	0.300		65.03	58.8	58.8	0.300	69.23	59.1	59.1	0.299	90	87
95	67	22.34	55.0	52.4	1.000		24.05	55.1	52.4	1.000	25.74	55.2	52.5	1.000	95	67
95	68	23.82	55.0	52.7	0.940		25.55	55.1	52.8	0.943	27.26	55.1	52.9	0.947	95	68
95	69	24.99	55.4	53.2	0.888		26.77	55.5	53.3	0.891	28.54	55.6	53.4	0.895	95	69
95	70	26.36	55.7	53.6	0.836		28.21	55.8	53.8	0.840	30.04	56.0	53.9	0.843	95	70
95	71	27.87	55.9	54.0	0.788		29.81	56.1	54.1	0.791	31.72	56.2	54.3	0.794	95	71
95	72	29.52	56.1	54.2	0.742		31.55	56.3	54.4	0.745	33.56	56.4	54.6	0.748	95	72
95	73	31.28	56.2	54.5	0.699		33.43	56.4	54.7	0.702	35.55	56.6	54.9	0.705	95	73
95	74	33.08	56.3	54.7	0.661		35.36	56.5	54.9	0.663	37.61	56.7	55.1	0.665	95	74
95	75	34.93	56.4	54.9	0.625		37.34	56.6	55.2	0.627	39.71	56.8	55.4	0.629	95	75
95	76	36.81	56.5	55.2	0.593		39.36	56.7	55.4	0.594	41.87	56.9	55.6	0.596	95	76
95	77	38.74	56.6	55.5	0.562		41.42	56.8	55.7	0.564	44.07	57.0	55.9	0.565	95	77
95	78	40.71	56.7	55.7	0.534		43.54	56.9	56.0	0.536	46.32	57.2	56.2	0.537	95	78
95	79	42.73	56.8	56.0	0.509		45.70	57.1	56.2	0.509	48.63	57.3	56.5	0.510	95	79
95	80	44.80	56.9	56.3	0.484		47.91	57.2	56.5	0.485	50.98	57.4	56.8	0.486	95	80
95	81	46.91	57.0	56.5	0.462		50.18	57.3	56.8	0.462	53.40	57.6	57.1	0.463	95	81
95	82	49.08	57.2	56.8	0.441		52.50	57.5	57.1	0.441	55.87	57.7	57.4	0.441	95	82
95	83	51.29	57.3	57.1	0.421		54.87	57.6	57.4	0.421	58.40	57.9	57.7	0.421	95	83
95	84	53.56	57.4	57.4	0.403		57.30	57.7	57.7	0.403	60.98	58.0	58.0	0.403	95	84
95	85	55.88	57.8	57.8	0.383		59.78	58.1	58.1	0.383	63.63	58.3	58.3	0.383	95	85
95	86	58.26	58.1	58.1	0.365		62.33	58.4	58.4	0.365	66.35	58.7	58.7	0.365	95	86
95	87	60.69	58.4	58.4	0.348		64.94	58.7	58.7	0.348	69.12	59.0	59.0	0.348	95	87
95	88	63.19	58.8	58.8	0.332		67.61	59.1	59.1	0.332	71.97	59.4	59.4	0.331	95	88
95	89	65.74	59.1	59.1	0.317		70.34	59.4	59.4	0.316	74.88	59.8	59.8	0.316	95	89
95	90	68.36	59.5	59.5	0.302		73.14	59.8	59.8	0.302	77.87	60.1	60.1	0.301	95	90
95	91	71.03	59.8	59.8	0.289		76.01	60.2	60.2	0.288	80.92	60.5	60.5	0.287	95	91
95	92	73.78	60.2	60.2	0.275		78.95	60.6	60.6	0.275	84.05	60.9	60.9	0.274	95	92

MIL-PRF-2939G  
w/INT AMENDMENT 1

APPENDIX A

DW COIL PERFORMANCE CHART      Coil Size: DW 63  
Entering Water = 45      Leaving Water = 51.67

AIR TEMP. (°F)		510 CFM (FPM = 378)					AIRFLOW				590 CFM ( FPM = 437)				AIR TEMP (°F)	
EDB	EWB	MBH	LDB	LWB	SHR		MBH	LDB	LWB	SHR	MBH	LDB	LWB	SHR	EDB	EWB
100	69	25.76	55.2	52.6	0.972		27.66	55.3	52.6	0.975	29.54	55.3	52.7	0.978	100	69
100	70	26.85	55.7	53.2	0.923		28.79	55.8	53.3	0.927	30.71	55.9	53.4	0.930	100	70
100	71	28.16	56.1	53.7	0.874		30.16	56.2	53.8	0.878	32.14	56.3	54.0	0.881	100	71
100	72	29.64	56.4	54.1	0.826		31.72	56.5	54.2	0.830	33.78	56.7	54.4	0.833	100	72
100	73	31.26	56.6	54.4	0.781		33.44	56.8	54.6	0.784	35.58	56.9	54.8	0.788	100	73
100	74	33.01	56.7	54.7	0.738		35.28	56.9	54.9	0.741	37.53	57.1	55.1	0.745	100	74
100	75	34.85	56.8	54.9	0.699		37.26	57.0	55.1	0.701	39.63	57.2	55.3	0.704	100	75
100	76	36.73	56.9	55.2	0.662		39.28	57.2	55.4	0.665	41.78	57.4	55.6	0.667	100	76
100	77	38.66	57.0	55.4	0.629		41.34	57.3	55.7	0.631	43.98	57.5	55.9	0.633	100	77
100	78	40.63	57.2	55.7	0.598		43.45	57.4	55.9	0.599	46.23	57.6	56.1	0.601	100	78
100	79	42.65	57.3	56.0	0.569		45.61	57.5	56.2	0.570	48.54	57.8	56.4	0.572	100	79
100	80	44.72	57.4	56.2	0.542		47.83	57.7	56.5	0.543	50.89	57.9	56.7	0.544	100	80
100	81	46.83	57.5	56.5	0.517		50.09	57.8	56.8	0.518	53.30	58.0	57.0	0.519	100	81
100	82	48.99	57.6	56.8	0.494		52.41	57.9	57.1	0.494	55.77	58.2	57.3	0.495	100	82
100	83	51.21	57.8	57.1	0.472		54.78	58.1	57.4	0.472	58.30	58.4	57.6	0.473	100	83
100	84	53.47	57.9	57.4	0.451		57.21	58.2	57.7	0.451	60.89	58.5	58.0	0.452	100	84
100	85	55.79	58.0	57.7	0.432		59.69	58.4	58.0	0.432	63.54	58.7	58.3	0.432	100	85
100	86	58.17	58.2	58.0	0.414		62.24	58.5	58.3	0.414	66.25	58.8	58.6	0.413	100	86
100	87	60.60	58.4	58.4	0.396		64.84	58.7	58.7	0.396	69.02	59.0	59.0	0.396	100	87
100	88	63.10	58.7	58.7	0.378		67.51	59.0	59.0	0.378	71.87	59.3	59.3	0.378	100	88
100	89	65.65	59.1	59.1	0.361		70.24	59.4	59.4	0.361	74.78	59.7	59.7	0.361	100	89
100	90	68.26	59.4	59.4	0.345		73.04	59.8	59.8	0.345	77.76	60.1	60.1	0.344	100	90
100	91	70.94	59.8	59.8	0.330		75.91	60.1	60.1	0.329	80.81	60.5	60.5	0.329	100	91
100	92	73.68	60.2	60.2	0.315		78.85	60.5	60.5	0.315	83.94	60.9	60.9	0.314	100	92
100	93	76.49	60.5	60.5	0.301		81.86	60.9	60.9	0.301	87.15	61.3	61.3	0.300	100	93
100	94	79.37	60.9	60.9	0.288		84.94	61.3	61.3	0.288	90.43	61.7	61.7	0.287	100	94
100	95	82.32	61.3	61.3	0.276		88.10	61.7	61.7	0.275	93.79	62.1	62.1	0.274	100	95
100	96	85.35	61.8	61.8	0.264		91.33	62.2	62.2	0.263	97.24	62.5	62.5	0.262	100	96
100	97	88.44	62.2	62.2	0.252		94.65	62.6	62.6	0.251	100.8	63.0	63.0	0.251	100	97
105	71	28.78	56.0	53.2	0.952		30.88	56.1	53.3	0.955	32.96	56.2	53.4	0.958	105	71
105	72	30.03	56.5	53.7	0.905		32.18	56.6	53.9	0.909	34.32	56.7	54.0	0.912	105	72
105	73	31.47	56.8	54.2	0.859		33.70	57.0	54.3	0.863	35.91	57.1	54.5	0.866	105	73
105	74	33.07	57.1	54.6	0.814		35.39	57.2	54.7	0.818	37.69	57.4	54.9	0.821	105	74
105	75	34.80	57.3	54.9	0.772		37.23	57.4	55.1	0.775	39.62	57.6	55.3	0.779	105	75
105	76	36.66	57.4	55.1	0.732		39.19	57.6	55.4	0.735	41.69	57.8	55.6	0.738	105	76
105	77	38.58	57.5	55.4	0.695		41.26	57.7	55.6	0.698	43.89	57.9	55.8	0.700	105	77
105	78	40.56	57.6	55.7	0.661		43.37	57.8	55.9	0.663	46.14	58.1	56.1	0.665	105	78
105	79	42.57	57.7	55.9	0.629		45.53	58.0	56.2	0.631	48.44	58.2	56.4	0.633	105	79
105	80	44.64	57.8	56.2	0.600		47.74	58.1	56.4	0.601	50.80	58.4	56.7	0.603	105	80
105	81	46.75	58.0	56.5	0.572		50.00	58.2	56.7	0.573	53.21	58.5	57.0	0.575	105	81
105	82	48.91	58.1	56.8	0.546		52.32	58.4	57.0	0.547	55.68	58.7	57.3	0.549	105	82
105	83	51.12	58.2	57.1	0.522		54.69	58.5	57.3	0.523	58.20	58.8	57.6	0.524	105	83
105	84	53.39	58.4	57.4	0.499		57.11	58.7	57.7	0.500	60.79	59.0	57.9	0.501	105	84
105	85	55.71	58.5	57.7	0.478		59.60	58.8	58.0	0.479	63.44	59.1	58.3	0.479	105	85
105	86	58.08	58.7	58.0	0.458		62.14	59.0	58.3	0.458	66.15	59.3	58.6	0.459	105	86
105	87	60.51	58.8	58.3	0.439		64.75	59.1	58.6	0.439	68.92	59.5	58.9	0.440	105	87
105	88	63.01	59.0	58.7	0.421		67.42	59.3	59.0	0.421	71.76	59.7	59.3	0.421	105	88
105	89	65.56	59.1	59.0	0.404		70.15	59.5	59.3	0.404	74.67	59.8	59.7	0.404	105	89
105	90	68.17	59.4	59.4	0.387		72.95	59.7	59.7	0.388	77.66	60.0	60.0	0.388	105	90
105	91	70.85	59.7	59.7	0.371		75.81	60.1	60.1	0.371	80.71	60.4	60.4	0.371	105	91
105	92	73.59	60.1	60.1	0.355		78.75	60.5	60.5	0.355	83.84	60.8	60.8	0.355	105	92
105	93	76.40	60.5	60.5	0.340		81.76	60.9	60.9	0.339	87.04	61.2	61.2	0.339	105	93
105	94	79.28	60.9	60.9	0.325		84.84	61.3	61.3	0.325	90.32	61.6	61.6	0.325	105	94
105	95	82.23	61.3	61.3	0.311		87.99	61.7	61.7	0.311	93.68	62.1	62.1	0.311	105	95
105	96	85.25	61.7	61.7	0.298		91.23	62.1	62.1	0.298	97.13	62.5	62.5	0.297	105	96
105	97	88.35	62.1	62.1	0.286		94.54	62.5	62.5	0.285	100.7	62.9	62.9	0.285	105	97
105	98	91.52	62.6	62.6	0.274		97.94	63.0	63.0	0.273	104.3	63.4	63.4	0.272	105	98
105	99	94.77	63.0	63.0	0.262		101.4	63.5	63.5	0.261	108.0	63.9	63.9	0.261	105	99
105	100	98.10	63.5	63.5	0.251		105.0	63.9	63.9	0.250	111.8	64.4	64.4	0.250	105	100
105	101	101.5	64.0	64.0	0.241		108.6	64.4	64.4	0.240	115.7	64.8	64.8	0.239	105	101
105	102	105.0	64.4	64.4	0.231		112.4	64.9	64.9	0.230	119.7	65.3	65.3	0.229	105	102

MIL-PRF-2939G  
w/INT AMENDMENT 1

APPENDIX A

**DW COIL PERFORMANCE CHART      Coil Size: DW 63**  
**Entering Water = 45      Leaving Water = 51.67**

AIR TEMP. (°F)		AIRFLOW												AIR TEMP. (°F)	
		630 CFM (FPM = 467)				670 CFM (FPM = 496)				710 CFM ( FPM = 526)					
EDB	EWB	MBH	LDB	LWB	SHR	MBH	LDB	LWB	SHR	MBH	LDB	LWB	SHR	EDB	EWB
75	59	15.25	52.9	50.0	1.000	16.17	52.9	50.0	1.000	17.09	53.0	50.1	1.000	75	59
75	60	15.26	52.9	51.2	1.000	16.19	52.9	51.2	1.000	17.10	53.0	51.3	1.000	75	60
75	61	16.33	53.0	51.8	0.932	17.25	53.0	51.8	0.935	18.18	53.1	51.9	0.939	75	61
75	62	17.39	53.5	52.3	0.857	18.35	53.5	52.4	0.861	19.31	53.6	52.5	0.864	75	62
75	63	18.72	53.8	52.8	0.785	19.74	53.9	52.9	0.788	20.75	54.0	53.0	0.791	75	63
75	64	20.29	54.0	53.1	0.718	21.38	54.1	53.2	0.721	22.45	54.2	53.3	0.724	75	64
75	65	22.07	54.1	53.3	0.657	23.24	54.2	53.4	0.660	24.40	54.3	53.6	0.662	75	65
75	66	23.92	54.2	53.5	0.605	25.20	54.3	53.7	0.607	26.46	54.4	53.8	0.609	75	66
75	67	25.80	54.3	53.7	0.559	27.19	54.4	53.9	0.560	28.56	54.6	54.0	0.562	75	67
75	68	27.73	54.4	54.0	0.518	29.23	54.5	54.1	0.519	30.70	54.7	54.2	0.520	75	68
75	69	29.70	54.5	54.2	0.482	31.30	54.6	54.3	0.483	32.89	54.8	54.5	0.483	75	69
75	70	31.70	54.6	54.4	0.450	33.43	54.7	54.6	0.450	35.12	54.9	54.7	0.451	75	70
75	71	33.75	54.7	54.7	0.421	35.59	54.9	54.8	0.421	37.41	55.0	55.0	0.421	75	71
75	72	35.85	54.9	54.9	0.393	37.81	55.1	55.1	0.393	39.74	55.2	55.2	0.393	75	72
80	61	18.30	53.5	50.5	1.000	19.41	53.5	50.5	1.000	20.52	53.6	50.5	1.000	80	61
80	62	18.32	53.5	51.7	1.000	19.43	53.5	51.7	1.000	20.53	53.6	51.8	1.000	80	62
80	63	19.66	53.6	52.1	0.928	20.78	53.7	52.2	0.931	21.90	53.7	52.3	0.934	80	63
80	64	20.83	54.1	52.7	0.861	22.00	54.1	52.8	0.865	23.15	54.2	52.9	0.868	80	64
80	65	22.26	54.4	53.1	0.797	23.48	54.5	53.2	0.801	24.69	54.6	53.3	0.804	80	65
80	66	23.90	54.6	53.5	0.737	25.19	54.7	53.6	0.740	26.47	54.8	53.7	0.743	80	66
80	67	25.73	54.7	53.7	0.682	27.11	54.9	53.9	0.685	28.47	55.0	54.0	0.687	80	67
80	68	27.65	54.8	53.9	0.633	29.14	55.0	54.1	0.635	30.61	55.1	54.2	0.637	80	68
80	69	29.61	54.9	54.2	0.590	31.22	55.1	54.3	0.591	32.80	55.2	54.5	0.593	80	69
80	70	31.62	55.0	54.4	0.551	33.34	55.2	54.5	0.552	35.03	55.4	54.7	0.553	80	70
80	71	33.67	55.2	54.6	0.515	35.50	55.3	54.8	0.516	37.31	55.5	55.0	0.517	80	71
80	72	35.76	55.3	54.9	0.484	37.72	55.4	55.0	0.484	39.64	55.6	55.2	0.485	80	72
80	73	37.90	55.4	55.1	0.455	39.98	55.6	55.3	0.455	42.03	55.7	55.5	0.456	80	73
80	74	40.09	55.5	55.4	0.429	42.29	55.7	55.6	0.429	44.46	55.9	55.8	0.429	80	74
80	75	42.33	55.7	55.7	0.404	44.66	55.8	55.8	0.404	46.95	56.0	56.0	0.404	80	75
80	76	44.62	55.9	55.9	0.380	47.08	56.1	56.1	0.380	49.50	56.3	56.3	0.379	80	76
80	77	46.96	56.2	56.2	0.357	49.55	56.4	56.4	0.357	52.11	56.6	56.6	0.357	80	77
85	63	21.35	54.0	51.0	1.000	22.65	54.1	51.1	1.000	23.94	54.2	51.1	1.000	85	63
85	64	22.07	53.7	51.9	0.979	23.37	53.7	52.0	0.982	24.65	53.8	52.0	0.985	85	64
85	65	23.08	54.3	52.6	0.920	24.40	54.3	52.7	0.924	25.71	54.4	52.7	0.927	85	65
85	66	24.38	54.7	53.1	0.860	25.75	54.8	53.2	0.864	27.10	54.9	53.3	0.867	85	66
85	67	25.90	55.0	53.5	0.802	27.34	55.1	53.7	0.805	28.75	55.2	53.8	0.809	85	67
85	68	27.63	55.2	53.9	0.748	29.14	55.4	54.0	0.751	30.63	55.5	54.1	0.753	85	68
85	69	29.53	55.4	54.1	0.697	31.13	55.5	54.3	0.700	32.71	55.7	54.4	0.702	85	69
85	70	31.54	55.5	54.4	0.651	33.25	55.6	54.5	0.653	34.94	55.8	54.7	0.656	85	70
85	71	33.58	55.6	54.6	0.610	35.41	55.8	54.8	0.612	37.22	55.9	54.9	0.614	85	71
85	72	35.68	55.7	54.8	0.573	37.63	55.9	55.0	0.574	39.55	56.1	55.2	0.576	85	72
85	73	37.82	55.8	55.1	0.539	39.89	56.0	55.3	0.540	41.93	56.2	55.5	0.541	85	73
85	74	40.00	56.0	55.4	0.508	42.20	56.1	55.5	0.509	44.36	56.3	55.7	0.510	85	74
85	75	42.24	56.1	55.6	0.480	44.56	56.3	55.8	0.481	46.85	56.5	56.0	0.481	85	75
85	76	44.53	56.2	55.9	0.454	46.98	56.4	56.1	0.454	49.40	56.6	56.3	0.455	85	76
85	77	46.87	56.4	56.2	0.430	49.45	56.6	56.4	0.430	52.00	56.8	56.6	0.430	85	77
85	78	49.26	56.5	56.5	0.408	51.98	56.7	56.7	0.408	54.66	56.9	56.9	0.408	85	78
85	79	51.71	56.8	56.8	0.385	54.57	57.0	57.0	0.385	57.39	57.2	57.2	0.385	85	79
85	80	54.21	57.1	57.1	0.364	57.21	57.3	57.3	0.364	60.17	57.5	57.5	0.364	85	80
85	81	56.77	57.4	57.4	0.345	59.92	57.6	57.6	0.344	63.03	57.8	57.8	0.344	85	81
85	82	59.40	57.7	57.7	0.326	62.69	57.9	57.9	0.326	65.94	58.2	58.2	0.325	85	82



MIL-PRF-2939G  
w/INT AMENDMENT 1

APPENDIX A

DW COIL PERFORMANCE CHART      Coil Size: DW 63  
Entering Water = 45      Leaving Water = 51.67

AIR TEMP. (°F)		630 CFM (FPM = 467)					AIRFLOW 670 CFM (FPM = 496)					710 CFM ( FPM = 526)					AIR TEMP (°F)	
EDB	EWB	MBH	LDB	LWB	SHR		MBH	LDB	LWB	SHR		MBH	LDB	LWB	SHR		EDB	EWB
90	65	24.39	54.6	51.7	1.000		25.88	54.7	51.8	1.000		27.36	54.8	51.8	1.000		90	65
90	66	25.45	54.4	52.4	0.965		26.94	54.5	52.5	0.968		28.42	54.5	52.5	0.971		90	66
90	67	26.61	55.0	53.0	0.910		28.14	55.1	53.1	0.913		29.65	55.1	53.2	0.917		90	67
90	68	28.04	55.4	53.6	0.855		29.62	55.5	53.7	0.858		31.18	55.6	53.8	0.861		90	68
90	69	29.68	55.7	54.0	0.802		31.33	55.8	54.1	0.805		32.96	55.9	54.2	0.808		90	69
90	70	31.51	55.9	54.3	0.752		33.24	56.0	54.5	0.755		34.95	56.2	54.6	0.758		90	70
90	71	33.50	56.0	54.6	0.705		35.32	56.2	54.7	0.708		37.12	56.4	54.9	0.710		90	71
90	72	35.59	56.2	54.8	0.662		37.53	56.3	55.0	0.664		39.45	56.5	55.2	0.667		90	72
90	73	37.73	56.3	55.1	0.623		39.79	56.5	55.3	0.625		41.83	56.6	55.4	0.627		90	73
90	74	39.91	56.4	55.3	0.588		42.10	56.6	55.5	0.589		44.26	56.8	55.7	0.591		90	74
90	75	42.15	56.5	55.6	0.555		44.47	56.7	55.8	0.557		46.75	56.9	56.0	0.558		90	75
90	76	44.43	56.7	55.9	0.526		46.88	56.9	56.1	0.527		49.29	57.1	56.3	0.528		90	76
90	77	46.77	56.8	56.1	0.498		49.35	57.0	56.4	0.499		51.90	57.2	56.6	0.500		90	77
90	78	49.16	56.9	56.4	0.473		51.88	57.2	56.6	0.473		54.56	57.4	56.9	0.474		90	78
90	79	51.61	57.1	56.7	0.449		54.46	57.3	56.9	0.449		57.28	57.5	57.2	0.450		90	79
90	80	54.11	57.2	57.0	0.427		57.11	57.5	57.3	0.427		60.06	57.7	57.5	0.427		90	80
90	81	56.67	57.4	57.3	0.407		59.81	57.6	57.6	0.407		62.91	57.9	57.8	0.407		90	81
90	82	59.30	57.7	57.7	0.386		62.58	57.9	57.9	0.386		65.83	58.1	58.1	0.386		90	82
90	83	61.98	58.0	58.0	0.367		65.42	58.2	58.2	0.366		68.82	58.5	58.5	0.366		90	83
90	84	64.73	58.3	58.3	0.348		68.32	58.6	58.6	0.348		71.87	58.8	58.8	0.348		90	84
90	85	67.54	58.7	58.7	0.331		71.29	58.9	58.9	0.330		75.00	59.2	59.2	0.330		90	85
90	86	70.42	59.0	59.0	0.314		74.33	59.3	59.3	0.314		78.20	59.5	59.5	0.313		90	86
90	87	73.36	59.4	59.4	0.299		77.45	59.6	59.6	0.298		81.48	59.9	59.9	0.298		90	87
95	67	27.43	55.3	52.5	1.000		29.11	55.3	52.5	1.000		30.79	55.4	52.6	1.000		95	67
95	68	28.96	55.2	52.9	0.950		30.64	55.3	53.0	0.953		32.32	55.3	53.1	0.956		95	68
95	69	30.28	55.7	53.6	0.898		32.01	55.8	53.7	0.901		33.73	55.9	53.8	0.904		95	69
95	70	31.85	56.1	54.0	0.847		33.64	56.2	54.2	0.850		35.42	56.3	54.3	0.853		95	70
95	71	33.61	56.4	54.4	0.798		35.48	56.5	54.6	0.801		37.33	56.6	54.7	0.804		95	71
95	72	35.54	56.6	54.8	0.751		37.50	56.7	54.9	0.754		39.44	56.9	55.1	0.757		95	72
95	73	37.64	56.7	55.0	0.708		39.70	56.9	55.2	0.710		41.73	57.1	55.4	0.713		95	73
95	74	39.82	56.9	55.3	0.668		42.01	57.0	55.5	0.670		44.16	57.2	55.7	0.672		95	74
95	75	42.06	57.0	55.6	0.631		44.37	57.2	55.8	0.633		46.65	57.4	55.9	0.635		95	75
95	76	44.34	57.1	55.8	0.597		46.78	57.3	56.0	0.599		49.19	57.5	56.2	0.601		95	76
95	77	46.68	57.3	56.1	0.566		49.25	57.5	56.3	0.568		51.79	57.7	56.5	0.569		95	77
95	78	49.07	57.4	56.4	0.538		51.78	57.6	56.6	0.539		54.45	57.8	56.8	0.540		95	78
95	79	51.51	57.5	56.7	0.511		54.36	57.8	56.9	0.512		57.17	58.0	57.1	0.513		95	79
95	80	54.01	57.7	57.0	0.486		57.00	57.9	57.2	0.487		59.96	58.2	57.4	0.488		95	80
95	81	56.57	57.8	57.3	0.463		59.71	58.1	57.5	0.464		62.80	58.3	57.8	0.464		95	81
95	82	59.19	58.0	57.6	0.442		62.48	58.3	57.9	0.442		65.72	58.5	58.1	0.442		95	82
95	83	61.88	58.2	57.9	0.421		65.31	58.4	58.2	0.421		68.70	58.7	58.4	0.422		95	83
95	84	64.62	58.3	58.3	0.402		68.21	58.6	58.5	0.402		71.76	58.9	58.8	0.402		95	84
95	85	67.43	58.6	58.6	0.383		71.18	58.9	58.9	0.384		74.88	59.1	59.1	0.384		95	85
95	86	70.31	59.0	59.0	0.365		74.22	59.2	59.2	0.365		78.08	59.5	59.5	0.365		95	86
95	87	73.26	59.3	59.3	0.348		77.33	59.6	59.6	0.347		81.36	59.9	59.9	0.347		95	87
95	88	76.27	59.7	59.7	0.331		80.52	60.0	60.0	0.331		84.71	60.3	60.3	0.330		95	88
95	89	79.36	60.1	60.1	0.315		83.78	60.4	60.4	0.315		88.15	60.7	60.7	0.315		95	89
95	90	82.53	60.4	60.4	0.301		87.13	60.8	60.8	0.300		91.67	61.1	61.1	0.300		95	90
95	91	85.77	60.8	60.8	0.287		90.55	61.2	61.2	0.286		95.27	61.5	61.5	0.286		95	91
95	92	89.08	61.3	61.3	0.273		94.05	61.6	61.6	0.273		98.96	61.9	61.9	0.272		95	92

MIL-PRF-2939G  
w/INT AMENDMENT 1

APPENDIX A

**DW COIL PERFORMANCE CHART**      **Coil Size: DW 63**  
**Entering Water = 45**      **Leaving Water = 51.67**

AIR TEMP. (°F)		630 CFM (FPM = 467)					AIRFLOW				710 CFM ( FPM = 526)				AIR TEMP (°F)	
EDB	EWB	MBH	LDB	LWB	SHR		MBH	LDB	LWB	SHR	MBH	LDB	LWB	SHR	EDB	EWB
100	69	31.40	55.4	52.8	0.981		33.26	55.5	52.9	0.984	35.11	55.5	53.0	0.986	100	69
100	70	32.61	56.0	53.5	0.933		34.50	56.1	53.6	0.936	36.38	56.2	53.7	0.939	100	70
100	71	34.10	56.5	54.1	0.884		36.05	56.6	54.2	0.887	37.98	56.7	54.3	0.891	100	71
100	72	35.81	56.8	54.5	0.836		37.83	56.9	54.7	0.840	39.83	57.1	54.8	0.843	100	72
100	73	37.71	57.1	54.9	0.791		39.81	57.2	55.1	0.794	41.88	57.4	55.2	0.797	100	73
100	74	39.76	57.3	55.3	0.747		41.95	57.5	55.4	0.750	44.12	57.6	55.6	0.753	100	74
100	75	41.97	57.4	55.5	0.707		44.27	57.6	55.7	0.709	46.55	57.8	55.9	0.712	100	75
100	76	44.25	57.6	55.8	0.669		46.69	57.8	56.0	0.672	49.09	57.9	56.2	0.674	100	76
100	77	46.58	57.7	56.1	0.635		49.15	57.9	56.3	0.637	51.69	58.1	56.5	0.639	100	77
100	78	48.97	57.8	56.4	0.603		51.68	58.1	56.6	0.604	54.35	58.3	56.8	0.606	100	78
100	79	51.42	58.0	56.7	0.573		54.26	58.2	56.9	0.574	57.06	58.4	57.1	0.576	100	79
100	80	53.92	58.1	57.0	0.545		56.90	58.4	57.2	0.547	59.85	58.6	57.4	0.548	100	80
100	81	56.48	58.3	57.3	0.520		59.60	58.5	57.5	0.521	62.69	58.8	57.7	0.522	100	81
100	82	59.09	58.5	57.6	0.496		62.37	58.7	57.8	0.496	65.61	59.0	58.1	0.497	100	82
100	83	61.77	58.6	57.9	0.473		65.20	58.9	58.2	0.474	68.59	59.1	58.4	0.474	100	83
100	84	64.52	58.8	58.2	0.452		68.10	59.1	58.5	0.452	71.64	59.3	58.7	0.453	100	84
100	85	67.33	59.0	58.6	0.432		71.07	59.3	58.8	0.432	74.77	59.5	59.1	0.433	100	85
100	86	70.20	59.1	58.9	0.413		74.11	59.4	59.2	0.414	77.97	59.7	59.5	0.414	100	86
100	87	73.15	59.3	59.3	0.396		77.22	59.6	59.6	0.396	81.24	59.9	59.8	0.396	100	87
100	88	76.16	59.6	59.6	0.378		80.41	59.9	59.9	0.378	84.59	60.2	60.2	0.378	100	88
100	89	79.25	60.0	60.0	0.361		83.67	60.3	60.3	0.361	88.03	60.6	60.6	0.361	100	89
100	90	82.41	60.4	60.4	0.344		87.01	60.7	60.7	0.344	91.54	61.0	61.0	0.344	100	90
100	91	85.65	60.8	60.8	0.329		90.43	61.1	61.1	0.328	95.14	61.4	61.4	0.328	100	91
100	92	88.97	61.2	61.2	0.314		93.93	61.5	61.5	0.314	98.83	61.8	61.8	0.313	100	92
100	93	92.37	61.6	61.6	0.300		97.52	61.9	61.9	0.299	102.6	62.3	62.3	0.299	100	93
100	94	95.85	62.0	62.0	0.286		101.2	62.4	62.4	0.286	106.5	62.7	62.7	0.285	100	94
100	95	99.41	62.5	62.5	0.274		105.0	62.8	62.8	0.273	110.4	63.2	63.2	0.273	100	95
100	96	103.1	62.9	62.9	0.262		108.8	63.3	63.3	0.261	114.5	63.6	63.6	0.260	100	96
100	97	106.8	63.4	63.4	0.250		112.8	63.7	63.7	0.249	118.7	64.1	64.1	0.248	100	97
105	71	35.03	56.3	53.5	0.961		37.09	56.3	53.6	0.964	39.13	56.4	53.6	0.967	105	71
105	72	36.44	56.8	54.1	0.915		38.54	56.9	54.2	0.918	40.63	57.0	54.3	0.921	105	72
105	73	38.10	57.2	54.6	0.869		40.27	57.3	54.8	0.872	42.41	57.5	54.9	0.876	105	73
105	74	39.96	57.5	55.1	0.824		42.20	57.7	55.2	0.828	44.43	57.8	55.4	0.831	105	74
105	75	41.98	57.8	55.5	0.782		44.32	58.0	55.6	0.785	46.63	58.1	55.8	0.788	105	75
105	76	44.16	58.0	55.8	0.741		46.60	58.2	56.0	0.744	49.01	58.4	56.2	0.747	105	76
105	77	46.49	58.1	56.1	0.703		49.05	58.3	56.3	0.706	51.58	58.5	56.5	0.708	105	77
105	78	48.88	58.3	56.3	0.668		51.58	58.5	56.5	0.670	54.24	58.7	56.8	0.672	105	78
105	79	51.32	58.4	56.6	0.635		54.16	58.7	56.8	0.637	56.96	58.9	57.1	0.639	105	79
105	80	53.82	58.6	56.9	0.605		56.80	58.8	57.2	0.606	59.74	59.0	57.4	0.608	105	80
105	81	56.38	58.7	57.2	0.576		59.50	59.0	57.5	0.578	62.58	59.2	57.7	0.579	105	81
105	82	58.99	58.9	57.5	0.550		62.27	59.2	57.8	0.551	65.50	59.4	58.0	0.552	105	82
105	83	61.67	59.1	57.9	0.525		65.10	59.3	58.1	0.526	68.48	59.6	58.4	0.527	105	83
105	84	64.42	59.2	58.2	0.502		67.99	59.5	58.5	0.502	71.53	59.8	58.7	0.503	105	84
105	85	67.22	59.4	58.5	0.480		70.96	59.7	58.8	0.480	74.65	60.0	59.1	0.481	105	85
105	86	70.10	59.6	58.9	0.459		74.00	59.9	59.2	0.460	77.85	60.2	59.4	0.460	105	86
105	87	73.04	59.8	59.2	0.440		77.11	60.1	59.5	0.440	81.12	60.4	59.8	0.440	105	87
105	88	76.06	60.0	59.6	0.421		80.29	60.3	59.9	0.422	84.47	60.6	60.2	0.422	105	88
105	89	79.14	60.2	60.0	0.404		83.55	60.5	60.3	0.404	87.91	60.8	60.6	0.404	105	89
105	90	82.30	60.4	60.4	0.388		86.89	60.7	60.7	0.388	91.42	61.0	61.0	0.387	105	90
105	91	85.54	60.8	60.8	0.371		90.31	61.1	61.1	0.371	95.02	61.4	61.4	0.371	105	91
105	92	88.86	61.2	61.2	0.354		93.81	61.5	61.5	0.354	98.71	61.8	61.8	0.354	105	92
105	93	92.25	61.6	61.6	0.339		97.40	61.9	61.9	0.339	102.5	62.2	62.2	0.339	105	93
105	94	95.73	62.0	62.0	0.324		101.1	62.3	62.3	0.324	106.3	62.7	62.7	0.324	105	94
105	95	99.30	62.4	62.4	0.310		104.8	62.8	62.8	0.310	110.3	63.1	63.1	0.310	105	95
105	96	102.9	62.9	62.9	0.297		108.7	63.2	63.2	0.296	114.4	63.6	63.6	0.296	105	96
105	97	106.7	63.3	63.3	0.284		112.6	63.7	63.7	0.284	118.5	64.1	64.1	0.283	105	97
105	98	110.5	63.8	63.8	0.272		116.7	64.2	64.2	0.271	122.8	64.5	64.5	0.271	105	98
105	99	114.4	64.3	64.3	0.260		120.8	64.7	64.7	0.260	127.1	65.0	65.0	0.259	105	99
105	100	118.5	64.8	64.8	0.249		125.1	65.2	65.2	0.248	131.6	65.5	65.5	0.248	105	100
105	101	122.6	65.3	65.3	0.238		129.4	65.7	65.7	0.238	136.2	66.1	66.1	0.237	105	101
105	102	126.8	65.8	65.8	0.228		133.9	66.2	66.2	0.227	140.9	66.6	66.6	0.227	105	102

MIL-PRF-2939G  
w/INT AMENDMENT 1

APPENDIX A

**DW COIL PERFORMANCE CHART      Coil Size: DW 63**  
**Entering Water = 45      Leaving Water = 51.67**

AIR TEMP. (°F)		AIRFLOW								AIR TEMP. (°F)					
		750 CFM (FPM = 556)				790 CFM (FPM = 585)				830 CFM ( FPM = 615)					
EDB	EWB	MBH	LDB	LWB	SHR	MBH	LDB	LWB	SHR	MBH	LDB	LWB	SHR	EDB	EWB
75	59	18.00	53.1	50.1	1.000	18.91	53.1	50.1	1.000	19.81	53.2	50.2	1.000	75	59
75	60	18.01	53.1	51.3	1.000	18.92	53.1	51.3	1.000	19.82	53.2	51.3	1.000	75	60
75	61	19.09	53.1	51.9	0.942	20.00	53.2	52.0	0.945	20.89	53.2	52.1	0.948	75	61
75	62	20.25	53.7	52.6	0.867	21.19	53.7	52.6	0.871	22.12	53.8	52.7	0.874	75	62
75	63	21.74	54.0	53.1	0.795	22.72	54.1	53.1	0.798	23.70	54.2	53.2	0.801	75	63
75	64	23.51	54.3	53.4	0.727	24.56	54.4	53.5	0.729	25.59	54.5	53.6	0.732	75	64
75	65	25.54	54.5	53.7	0.665	26.67	54.6	53.8	0.667	27.78	54.7	53.9	0.669	75	65
75	66	27.70	54.6	53.9	0.610	28.93	54.7	54.0	0.612	30.14	54.8	54.1	0.614	75	66
75	67	29.91	54.7	54.1	0.563	31.24	54.8	54.3	0.564	32.55	54.9	54.4	0.566	75	67
75	68	32.16	54.8	54.4	0.521	33.59	54.9	54.5	0.522	35.01	55.1	54.6	0.523	75	68
75	69	34.45	54.9	54.6	0.484	36.00	55.1	54.8	0.485	37.52	55.2	54.9	0.485	75	69
75	70	36.80	55.1	54.9	0.451	38.45	55.2	55.0	0.451	40.08	55.3	55.2	0.451	75	70
75	71	39.20	55.2	55.1	0.421	40.96	55.3	55.3	0.421	42.71	55.5	55.4	0.421	75	71
75	72	41.65	55.4	55.4	0.393	43.53	55.6	55.6	0.393	45.38	55.7	55.7	0.393	75	72
80	61	21.62	53.7	50.6	1.000	22.71	53.7	50.6	1.000	23.80	53.8	50.6	1.000	80	61
80	62	21.63	53.7	51.8	1.000	22.73	53.7	51.8	1.000	23.82	53.8	51.9	1.000	80	62
80	63	23.00	53.8	52.4	0.938	24.10	53.8	52.4	0.941	25.19	53.9	52.5	0.944	80	63
80	64	24.29	54.3	53.0	0.872	25.43	54.4	53.0	0.875	26.55	54.4	53.1	0.878	80	64
80	65	25.89	54.7	53.4	0.807	27.07	54.8	53.5	0.810	28.24	54.8	53.6	0.813	80	65
80	66	27.73	54.9	53.8	0.746	28.98	55.0	53.9	0.749	30.22	55.1	54.0	0.752	80	66
80	67	29.82	55.1	54.1	0.690	31.14	55.2	54.2	0.692	32.45	55.4	54.4	0.695	80	67
80	68	32.06	55.2	54.3	0.639	33.49	55.4	54.5	0.641	34.90	55.5	54.6	0.643	80	68
80	69	34.36	55.4	54.6	0.594	35.90	55.5	54.7	0.596	37.41	55.6	54.9	0.598	80	69
80	70	36.70	55.5	54.8	0.554	38.35	55.6	55.0	0.555	39.98	55.8	55.1	0.557	80	70
80	71	39.10	55.6	55.1	0.518	40.86	55.8	55.3	0.519	42.60	55.9	55.4	0.520	80	71
80	72	41.55	55.8	55.4	0.486	43.42	55.9	55.5	0.486	45.27	56.1	55.7	0.487	80	72
80	73	44.05	55.9	55.6	0.456	46.04	56.1	55.8	0.456	48.01	56.2	56.0	0.457	80	73
80	74	46.60	56.1	55.9	0.429	48.72	56.2	56.1	0.429	50.81	56.4	56.3	0.429	80	74
80	75	49.22	56.2	56.2	0.404	51.46	56.4	56.4	0.404	53.66	56.6	56.6	0.404	80	75
80	76	51.89	56.5	56.5	0.379	54.26	56.7	56.7	0.379	56.59	56.9	56.9	0.379	80	76
80	77	54.63	56.8	56.8	0.356	57.12	57.0	57.0	0.356	59.58	57.2	57.2	0.356	80	77
85	63	25.23	54.3	51.1	1.000	26.51	54.3	51.2	1.000	27.79	54.4	51.2	1.000	85	63
85	64	25.93	53.8	52.1	0.988	26.53	54.4	52.4	1.000	27.81	54.4	52.5	1.000	85	64
85	65	27.02	54.5	52.8	0.930	28.31	54.5	52.9	0.933	29.59	54.6	53.0	0.936	85	65
85	66	28.45	55.0	53.4	0.870	29.78	55.0	53.5	0.873	31.10	55.1	53.6	0.876	85	66
85	67	30.16	55.3	53.9	0.812	31.54	55.4	54.0	0.815	32.92	55.5	54.1	0.818	85	67
85	68	32.10	55.6	54.3	0.756	33.56	55.7	54.4	0.759	35.00	55.8	54.5	0.762	85	68
85	69	34.26	55.8	54.6	0.705	35.80	55.9	54.7	0.708	37.32	56.1	54.8	0.710	85	69
85	70	36.61	55.9	54.8	0.658	38.25	56.1	55.0	0.660	39.87	56.2	55.1	0.662	85	70
85	71	39.00	56.1	55.1	0.615	40.75	56.2	55.2	0.617	42.49	56.4	55.4	0.619	85	71
85	72	41.44	56.2	55.3	0.577	43.32	56.4	55.5	0.579	45.16	56.5	55.6	0.580	85	72
85	73	43.94	56.4	55.6	0.542	45.93	56.5	55.8	0.543	47.90	56.7	55.9	0.545	85	73
85	74	46.50	56.5	55.9	0.511	48.61	56.7	56.1	0.511	50.69	56.8	56.2	0.512	85	74
85	75	49.11	56.7	56.2	0.482	51.34	56.8	56.4	0.482	53.55	57.0	56.5	0.483	85	75
85	76	51.78	56.8	56.5	0.455	54.14	57.0	56.7	0.455	56.47	57.2	56.8	0.456	85	76
85	77	54.52	57.0	56.8	0.430	57.00	57.2	57.0	0.431	59.46	57.4	57.1	0.431	85	77
85	78	57.31	57.1	57.1	0.408	59.93	57.4	57.3	0.408	62.51	57.5	57.5	0.408	85	78
85	79	60.17	57.4	57.4	0.385	62.92	57.6	57.6	0.385	65.64	57.8	57.8	0.385	85	79
85	80	63.10	57.7	57.7	0.364	65.99	57.9	57.9	0.364	68.84	58.1	58.1	0.364	85	80
85	81	66.09	58.1	58.1	0.344	69.12	58.3	58.3	0.343	72.11	58.5	58.5	0.343	85	81
85	82	69.16	58.4	58.4	0.325	72.33	58.6	58.6	0.325	75.46	58.8	58.8	0.324	85	82

MIL-PRF-2939G  
w/INT AMENDMENT 1

APPENDIX A

**DW COIL PERFORMANCE CHART      Coil Size: DW 63**  
**Entering Water = 45      Leaving Water = 51.67**

AIR TEMP. (°F)		750 CFM (FPM = 556)				AIRFLOW 790 CFM (FPM = 585)				830 CFM ( FPM = 615)				AIR TEMP (°F)	
		MBH	LDB	LWB	SHR	MBH	LDB	LWB	SHR	MBH	LDB	LWB	SHR		
90	65	28.84	54.9	51.8	1.000	30.31	55.0	51.9	1.000	31.78	55.0	51.9	1.000	90	65
90	66	29.88	54.6	52.6	0.974	31.34	54.7	52.7	0.977	32.79	54.7	52.7	0.979	90	66
90	67	31.15	55.2	53.3	0.920	32.64	55.3	53.4	0.923	34.11	55.4	53.5	0.926	90	67
90	68	32.73	55.7	53.9	0.865	34.27	55.8	54.0	0.868	35.79	55.9	54.1	0.871	90	68
90	69	34.57	56.0	54.3	0.811	36.17	56.1	54.5	0.814	37.75	56.2	54.6	0.817	90	69
90	70	36.64	56.3	54.7	0.760	38.31	56.4	54.9	0.763	39.96	56.5	55.0	0.766	90	70
90	71	38.90	56.5	55.1	0.713	40.65	56.7	55.2	0.715	42.39	56.8	55.3	0.718	90	71
90	72	41.34	56.6	55.3	0.669	43.21	56.8	55.5	0.671	45.05	56.9	55.6	0.673	90	72
90	73	43.84	56.8	55.6	0.629	45.83	57.0	55.7	0.631	47.78	57.1	55.9	0.633	90	73
90	74	46.40	56.9	55.9	0.593	48.50	57.1	56.0	0.594	50.58	57.3	56.2	0.596	90	74
90	75	49.01	57.1	56.2	0.559	51.23	57.3	56.3	0.560	53.43	57.4	56.5	0.562	90	75
90	76	51.68	57.3	56.4	0.529	54.03	57.4	56.6	0.530	56.35	57.6	56.8	0.531	90	76
90	77	54.41	57.4	56.7	0.500	56.89	57.6	56.9	0.501	59.34	57.8	57.1	0.502	90	77
90	78	57.20	57.6	57.1	0.474	59.81	57.8	57.2	0.475	62.39	58.0	57.4	0.475	90	78
90	79	60.06	57.8	57.4	0.450	62.81	58.0	57.6	0.450	65.52	58.2	57.8	0.451	90	79
90	80	62.98	57.9	57.7	0.428	65.87	58.2	57.9	0.428	68.71	58.4	58.1	0.428	90	80
90	81	65.98	58.1	58.0	0.407	69.00	58.3	58.2	0.407	71.98	58.6	58.4	0.407	90	81
90	82	69.04	58.4	58.4	0.386	72.20	58.6	58.6	0.386	75.33	58.8	58.8	0.386	90	82
90	83	72.17	58.7	58.7	0.366	75.48	58.9	58.9	0.366	78.76	59.2	59.2	0.366	90	83
90	84	75.38	59.1	59.1	0.347	78.84	59.3	59.3	0.347	82.26	59.5	59.5	0.347	90	84
90	85	78.66	59.4	59.4	0.330	82.28	59.7	59.7	0.329	85.85	59.9	59.9	0.329	90	85
90	86	82.02	59.8	59.8	0.313	85.79	60.0	60.0	0.312	89.52	60.3	60.3	0.312	90	86
90	87	85.46	60.2	60.2	0.297	89.39	60.4	60.4	0.297	93.28	60.7	60.7	0.296	90	87
95	67	32.45	55.5	52.6	1.000	34.11	55.6	52.6	1.000	35.76	55.7	52.7	1.000	95	67
95	68	33.98	55.4	53.2	0.959	35.63	55.5	53.3	0.961	37.28	55.5	53.3	0.964	95	68
95	69	35.43	56.0	53.9	0.907	37.12	56.1	54.0	0.910	38.80	56.1	54.0	0.913	95	69
95	70	37.18	56.4	54.4	0.856	38.92	56.5	54.5	0.859	40.65	56.6	54.6	0.862	95	70
95	71	39.16	56.8	54.9	0.807	40.97	56.9	55.0	0.810	42.77	57.0	55.1	0.813	95	71
95	72	41.35	57.0	55.2	0.760	43.25	57.2	55.4	0.763	45.12	57.3	55.5	0.765	95	72
95	73	43.74	57.2	55.6	0.716	45.72	57.4	55.7	0.718	47.67	57.5	55.9	0.721	95	73
95	74	46.29	57.4	55.8	0.674	48.39	57.5	56.0	0.677	50.46	57.7	56.2	0.679	95	74
95	75	48.90	57.5	56.1	0.637	51.12	57.7	56.3	0.639	53.32	57.9	56.5	0.641	95	75
95	76	51.57	57.7	56.4	0.602	53.92	57.9	56.6	0.604	56.23	58.1	56.8	0.605	95	76
95	77	54.30	57.9	56.7	0.570	56.77	58.0	56.9	0.572	59.22	58.2	57.1	0.573	95	77
95	78	57.09	58.0	57.0	0.541	59.70	58.2	57.2	0.542	62.27	58.4	57.4	0.543	95	78
95	79	59.95	58.2	57.3	0.514	62.69	58.4	57.5	0.514	65.39	58.6	57.7	0.515	95	79
95	80	62.87	58.4	57.7	0.488	65.75	58.6	57.9	0.489	68.59	58.8	58.1	0.489	95	80
95	81	65.86	58.6	58.0	0.464	68.88	58.8	58.2	0.465	71.86	59.0	58.4	0.465	95	81
95	82	68.92	58.8	58.3	0.442	72.08	59.0	58.5	0.443	75.20	59.2	58.8	0.443	95	82
95	83	72.05	58.9	58.7	0.422	75.36	59.2	58.9	0.422	78.63	59.4	59.1	0.422	95	83
95	84	75.26	59.1	59.0	0.402	78.71	59.4	59.3	0.402	82.13	59.6	59.5	0.402	95	84
95	85	78.54	59.4	59.4	0.384	82.15	59.6	59.6	0.384	85.72	59.9	59.9	0.384	95	85
95	86	81.90	59.8	59.8	0.365	85.66	60.0	60.0	0.365	89.39	60.2	60.2	0.365	95	86
95	87	85.34	60.1	60.1	0.347	89.26	60.4	60.4	0.347	93.14	60.6	60.6	0.347	95	87
95	88	88.86	60.5	60.5	0.330	92.95	60.8	60.8	0.330	96.99	61.0	61.0	0.330	95	88
95	89	92.46	60.9	60.9	0.314	96.72	61.2	61.2	0.314	100.9	61.5	61.5	0.314	95	89
95	90	96.15	61.3	61.3	0.299	100.6	61.6	61.6	0.299	105.0	61.9	61.9	0.298	95	90
95	91	99.93	61.8	61.8	0.285	104.5	62.0	62.0	0.285	109.1	62.3	62.3	0.284	95	91
95	92	103.8	62.2	62.2	0.271	108.6	62.5	62.5	0.271	113.3	62.8	62.8	0.270	95	92

MIL-PRF-2939G  
w/INT AMENDMENT 1

APPENDIX A

**DW COIL PERFORMANCE CHART**      Coil Size: DW 63  
Entering Water = 45      Leaving Water = 51.67

AIR TEMP. (°F)		750 CFM (FPM = 556)					AIRFLOW				830 CFM ( FPM = 615)				AIR TEMP (°F)	
		MBH	LDB	LWB	SHR		MBH	LDB	LWB	SHR	MBH	LDB	LWB	SHR		
100	69	36.07	56.1	53.5	1.000		37.91	56.2	53.5	1.000	39.75	56.3	53.5	1.000	100	69
100	70	38.25	56.2	53.8	0.942		40.10	56.3	53.9	0.945	41.94	56.4	54.0	0.947	100	70
100	71	39.89	56.8	54.4	0.894		41.79	56.9	54.5	0.897	43.67	57.0	54.6	0.899	100	71
100	72	41.80	57.2	54.9	0.846		43.76	57.3	55.1	0.849	45.70	57.4	55.2	0.852	100	72
100	73	43.94	57.5	55.4	0.800		45.97	57.6	55.5	0.803	47.99	57.8	55.7	0.805	100	73
100	74	46.27	57.8	55.8	0.756		48.39	57.9	55.9	0.759	50.49	58.1	56.1	0.761	100	74
100	75	48.80	58.0	56.1	0.715		51.01	58.1	56.3	0.717	53.20	58.3	56.4	0.720	100	75
100	76	51.46	58.1	56.4	0.676		53.80	58.3	56.6	0.678	56.12	58.5	56.7	0.680	100	76
100	77	54.19	58.3	56.7	0.640		56.66	58.5	56.9	0.642	59.10	58.7	57.0	0.644	100	77
100	78	56.98	58.5	57.0	0.608		59.58	58.7	57.2	0.609	62.15	58.8	57.4	0.611	100	78
100	79	59.83	58.6	57.3	0.577		62.57	58.8	57.5	0.578	65.27	59.0	57.7	0.580	100	79
100	80	62.76	58.8	57.6	0.549		65.63	59.0	57.8	0.550	68.46	59.2	58.0	0.551	100	80
100	81	65.74	59.0	57.9	0.522		68.76	59.2	58.2	0.523	71.73	59.4	58.4	0.524	100	81
100	82	68.80	59.2	58.3	0.498		71.96	59.4	58.5	0.499	75.08	59.6	58.7	0.499	100	82
100	83	71.93	59.4	58.6	0.475		75.23	59.6	58.9	0.475	78.50	59.9	59.1	0.476	100	83
100	84	75.14	59.6	59.0	0.453		78.59	59.8	59.2	0.454	82.00	60.1	59.4	0.454	100	84
100	85	78.42	59.8	59.3	0.433		82.02	60.1	59.6	0.433	85.58	60.3	59.8	0.433	100	85
100	86	81.77	60.0	59.7	0.414		85.54	60.3	60.0	0.414	89.25	60.5	60.2	0.414	100	86
100	87	85.21	60.2	60.1	0.396		89.13	60.5	60.4	0.396	93.01	60.8	60.6	0.396	100	87
100	88	88.73	60.5	60.5	0.378		92.82	60.8	60.8	0.378	96.85	61.0	61.0	0.378	100	88
100	89	92.33	60.9	60.9	0.361		96.59	61.2	61.2	0.361	100.8	61.4	61.4	0.361	100	89
100	90	96.02	61.3	61.3	0.344		100.4	61.6	61.6	0.344	104.8	61.8	61.8	0.344	100	90
100	91	99.80	61.7	61.7	0.328		104.4	62.0	62.0	0.328	108.9	62.3	62.3	0.328	100	91
100	92	103.7	62.1	62.1	0.313		108.5	62.4	62.4	0.313	113.2	62.7	62.7	0.312	100	92
100	93	107.6	62.6	62.6	0.299		112.6	62.9	62.9	0.298	117.5	63.2	63.2	0.298	100	93
100	94	111.7	63.0	63.0	0.285		116.8	63.3	63.3	0.285	121.9	63.6	63.6	0.284	100	94
100	95	115.8	63.5	63.5	0.272		121.2	63.8	63.8	0.272	126.5	64.1	64.1	0.271	100	95
100	96	120.1	64.0	64.0	0.260		125.6	64.3	64.3	0.259	131.1	64.6	64.6	0.259	100	96
100	97	124.5	64.5	64.5	0.248		130.2	64.8	64.8	0.247	135.9	65.1	65.1	0.247	100	97
105	71	41.17	56.5	53.7	0.970		43.19	56.6	53.8	0.972	45.19	56.6	53.9	0.975	105	71
105	72	42.70	57.1	54.4	0.924		44.76	57.2	54.5	0.927	46.80	57.3	54.6	0.930	105	72
105	73	44.54	57.6	55.0	0.879		46.66	57.7	55.1	0.882	48.75	57.8	55.3	0.884	105	73
105	74	46.63	58.0	55.5	0.834		48.81	58.1	55.7	0.837	50.98	58.2	55.8	0.839	105	74
105	75	48.92	58.3	56.0	0.791		51.19	58.4	56.1	0.793	53.43	58.6	56.3	0.796	105	75
105	76	51.40	58.5	56.3	0.749		53.76	58.7	56.5	0.752	56.09	58.9	56.7	0.755	105	76
105	77	54.08	58.7	56.6	0.711		56.55	58.9	56.8	0.713	58.98	59.1	57.0	0.715	105	77
105	78	56.87	58.9	57.0	0.674		59.47	59.1	57.1	0.676	62.03	59.3	57.3	0.679	105	78
105	79	59.72	59.1	57.3	0.641		62.45	59.3	57.5	0.643	65.15	59.5	57.7	0.644	105	79
105	80	62.64	59.3	57.6	0.609		65.51	59.5	57.8	0.611	68.34	59.7	58.0	0.613	105	80
105	81	65.63	59.4	57.9	0.580		68.64	59.7	58.1	0.582	71.61	59.9	58.3	0.583	105	81
105	82	68.69	59.6	58.2	0.553		71.84	59.9	58.5	0.554	74.95	60.1	58.7	0.556	105	82
105	83	71.81	59.8	58.6	0.528		75.11	60.1	58.8	0.529	78.37	60.3	59.0	0.530	105	83
105	84	75.02	60.0	58.9	0.504		78.46	60.3	59.2	0.505	81.87	60.5	59.4	0.506	105	84
105	85	78.30	60.2	59.3	0.482		81.89	60.5	59.5	0.482	85.45	60.7	59.8	0.483	105	85
105	86	81.65	60.5	59.7	0.461		85.41	60.7	59.9	0.461	89.12	61.0	60.2	0.461	105	86
105	87	85.09	60.7	60.1	0.441		89.00	60.9	60.3	0.441	92.87	61.2	60.6	0.441	105	87
105	88	88.60	60.9	60.4	0.422		92.68	61.2	60.7	0.422	96.72	61.5	61.0	0.422	105	88
105	89	92.21	61.1	60.8	0.404		96.45	61.4	61.1	0.404	100.7	61.7	61.4	0.404	105	89
105	90	95.89	61.4	61.3	0.387		100.3	61.7	61.5	0.387	104.7	62.0	61.8	0.387	105	90
105	91	99.67	61.7	61.7	0.371		104.3	62.0	62.0	0.371	108.8	62.2	62.2	0.371	105	91
105	92	103.5	62.1	62.1	0.354		108.3	62.4	62.4	0.354	113.0	62.7	62.7	0.354	105	92
105	93	107.5	62.5	62.5	0.339		112.5	62.8	62.8	0.339	117.4	63.1	63.1	0.338	105	93
105	94	111.6	63.0	63.0	0.324		116.7	63.3	63.3	0.323	121.8	63.6	63.6	0.323	105	94
105	95	115.7	63.4	63.4	0.309		121.1	63.8	63.8	0.309	126.3	64.1	64.1	0.309	105	95
105	96	120.0	63.9	63.9	0.296		125.5	64.2	64.2	0.295	131.0	64.6	64.6	0.295	105	96
105	97	124.3	64.4	64.4	0.283		130.1	64.7	64.7	0.282	135.7	65.1	65.1	0.282	105	97
105	98	128.8	64.9	64.9	0.270		134.7	65.2	65.2	0.270	140.6	65.6	65.6	0.269	105	98
105	99	133.4	65.4	65.4	0.258		139.5	65.7	65.7	0.258	145.6	66.1	66.1	0.257	105	99
105	100	138.1	65.9	65.9	0.247		144.4	66.3	66.3	0.247	150.7	66.6	66.6	0.246	105	100
105	101	142.9	66.4	66.4	0.236		149.4	66.8	66.8	0.236	155.9	67.2	67.2	0.235	105	101
105	102	147.8	67.0	67.0	0.226		154.6	67.4	67.4	0.225	161.3	67.7	67.7	0.224	105	102

MIL-PRF-2939G  
w/INT AMENDMENT 1

APPENDIX A

**DW COIL PERFORMANCE CHART      Coil Size: DW 64**  
**Entering Water = 45      Leaving Water = 51.67**

AIR TEMP. (°F)		525 CFM (FPM = 262)				AIRFLOW 600 CFM (FPM = 300)				675 CFM ( FPM = 337)				AIR TEMP. (°F)	
		MBH	LDB	LWB	SHR	MBH	LDB	LWB	SHR	MBH	LDB	LWB	SHR		
75	59	13.03	52.3	49.8	1.000	14.84	52.4	49.8	1.000	16.64	52.5	49.8	1.000	75	59
75	60	13.63	52.0	50.5	0.971	15.45	52.1	50.6	0.976	17.25	52.1	50.7	0.981	75	60
75	61	14.50	52.5	51.1	0.895	16.39	52.5	51.2	0.901	18.25	52.6	51.3	0.907	75	61
75	62	15.64	52.7	51.5	0.821	17.64	52.9	51.7	0.827	19.60	53.0	51.8	0.832	75	62
75	63	17.00	52.9	51.8	0.752	19.14	53.0	51.9	0.757	21.23	53.2	52.1	0.762	75	63
75	64	18.53	52.9	51.9	0.689	20.84	53.1	52.1	0.694	23.11	53.3	52.3	0.698	75	64
75	65	20.10	52.9	52.1	0.635	22.63	53.1	52.3	0.639	25.10	53.3	52.5	0.642	75	65
75	66	21.71	52.9	52.2	0.589	24.45	53.2	52.5	0.591	27.13	53.4	52.7	0.594	75	66
75	67	23.36	53.0	52.4	0.547	26.31	53.2	52.6	0.549	29.21	53.4	52.9	0.551	75	67
75	68	25.03	53.0	52.6	0.511	28.21	53.3	52.8	0.512	31.32	53.5	53.1	0.513	75	68
75	69	26.74	53.0	52.8	0.478	30.15	53.3	53.0	0.478	33.48	53.5	53.3	0.479	75	69
75	70	28.49	53.1	53.0	0.448	32.12	53.4	53.2	0.449	35.69	53.6	53.5	0.449	75	70
75	71	30.27	53.1	53.1	0.421	34.15	53.4	53.4	0.421	37.94	53.7	53.7	0.421	75	71
75	72	32.09	53.3	53.3	0.394	36.21	53.6	53.6	0.394	40.24	53.9	53.9	0.394	75	72
80	61	15.57	52.9	50.2	1.000	17.74	53.0	50.3	1.000	19.90	53.1	50.3	1.000	80	61
80	62	16.39	52.6	50.9	0.961	18.58	52.7	51.0	0.966	20.75	52.7	51.1	0.971	80	62
80	63	17.38	53.0	51.4	0.894	19.66	53.1	51.5	0.899	21.90	53.2	51.7	0.905	80	63
80	64	18.62	53.3	51.8	0.827	21.02	53.4	52.0	0.833	23.37	53.6	52.1	0.838	80	64
80	65	20.06	53.4	52.0	0.765	22.61	53.6	52.2	0.771	25.10	53.8	52.4	0.776	80	65
80	66	21.65	53.4	52.2	0.709	24.38	53.7	52.4	0.714	27.05	53.9	52.7	0.718	80	66
80	67	23.29	53.5	52.4	0.659	26.24	53.7	52.6	0.663	29.12	53.9	52.8	0.666	80	67
80	68	24.96	53.5	52.6	0.615	28.13	53.8	52.8	0.618	31.23	54.0	53.0	0.621	80	68
80	69	26.67	53.5	52.7	0.576	30.07	53.8	53.0	0.578	33.39	54.0	53.2	0.580	80	69
80	70	28.41	53.6	52.9	0.540	32.04	53.9	53.2	0.542	35.60	54.1	53.4	0.544	80	70
80	71	30.20	53.6	53.1	0.508	34.06	53.9	53.4	0.509	37.85	54.2	53.7	0.511	80	71
80	72	32.02	53.7	53.3	0.479	36.13	54.0	53.6	0.480	40.15	54.2	53.9	0.481	80	72
80	73	33.88	53.7	53.5	0.453	38.23	54.0	53.8	0.453	42.50	54.3	54.1	0.453	80	73
80	74	35.78	53.8	53.7	0.429	40.39	54.1	54.1	0.429	44.90	54.4	54.3	0.429	80	74
80	75	37.73	54.0	54.0	0.404	42.59	54.3	54.3	0.404	47.36	54.6	54.6	0.404	80	75
80	76	39.72	54.2	54.2	0.381	44.85	54.5	54.5	0.381	49.88	54.8	54.8	0.381	80	76
80	77	41.76	54.4	54.4	0.360	47.15	54.8	54.8	0.359	52.45	55.1	55.1	0.359	80	77
85	63	18.11	53.5	50.8	1.000	20.64	53.6	50.8	1.000	23.16	53.7	50.9	1.000	85	63
85	64	19.23	53.3	51.3	0.949	21.80	53.4	51.4	0.955	24.35	53.4	51.5	0.959	85	64
85	65	20.36	53.6	51.8	0.888	23.03	53.8	51.9	0.893	25.66	53.9	52.1	0.898	85	65
85	66	21.70	53.9	52.1	0.828	24.51	54.0	52.3	0.833	27.27	54.2	52.5	0.838	85	66
85	67	23.23	54.0	52.4	0.771	26.20	54.2	52.6	0.777	29.11	54.4	52.8	0.781	85	67
85	68	24.89	54.0	52.5	0.720	28.05	54.3	52.8	0.725	31.15	54.5	53.0	0.729	85	68
85	69	26.60	54.1	52.7	0.674	29.99	54.3	53.0	0.678	33.30	54.5	53.2	0.681	85	69
85	70	28.34	54.1	52.9	0.632	31.96	54.4	53.2	0.636	35.50	54.6	53.4	0.638	85	70
85	71	30.12	54.1	53.1	0.595	33.98	54.4	53.4	0.598	37.75	54.7	53.6	0.600	85	71
85	72	31.94	54.2	53.3	0.561	36.04	54.5	53.6	0.563	40.05	54.7	53.9	0.565	85	72
85	73	33.80	54.2	53.5	0.530	38.15	54.5	53.8	0.532	42.40	54.8	54.1	0.533	85	73
85	74	35.71	54.3	53.7	0.502	40.30	54.6	54.0	0.503	44.81	54.9	54.3	0.504	85	74
85	75	37.65	54.3	53.9	0.476	42.50	54.7	54.3	0.477	47.26	55.0	54.6	0.477	85	75
85	76	39.64	54.4	54.2	0.452	44.76	54.7	54.5	0.452	49.77	55.1	54.8	0.453	85	76
85	77	41.67	54.4	54.4	0.430	47.06	54.8	54.7	0.430	52.34	55.2	55.1	0.430	85	77
85	78	43.76	54.6	54.6	0.408	49.42	55.0	55.0	0.408	54.97	55.3	55.3	0.408	85	78
85	79	45.89	54.9	54.9	0.386	51.83	55.2	55.2	0.386	57.66	55.6	55.6	0.386	85	79
85	80	48.07	55.1	55.1	0.366	54.30	55.5	55.5	0.366	60.41	55.9	55.9	0.365	85	80
85	81	50.30	55.4	55.4	0.348	56.83	55.8	55.8	0.347	63.23	56.1	56.1	0.346	85	81
85	82	52.58	55.6	55.6	0.330	59.41	56.0	56.0	0.329	66.11	56.4	56.4	0.329	85	82

MIL-PRF-2939G  
w/INT AMENDMENT 1

APPENDIX A

DW COIL PERFORMANCE CHART      Coil Size: DW 64  
Entering Water = 45      Leaving Water = 51.67

AIR TEMP. (°F)		525 CFM (FPM = 262)					AIRFLOW 600 CFM (FPM = 300)				675 CFM ( FPM = 337)				AIR TEMP (°F)	
EDB	EWB	MBH	LDB	LWB	SHR		MBH	LDB	LWB	SHR	MBH	LDB	LWB	SHR	EDB	EWB
90	65	20.64	54.1	51.5	1.000		23.54	54.2	51.5	1.000	26.41	54.3	51.6	1.000	90	65
90	66	22.18	53.9	51.7	0.936		25.14	54.0	51.8	0.941	28.07	54.1	52.0	0.946	90	66
90	67	23.45	54.3	52.1	0.879		26.52	54.4	52.3	0.884	29.55	54.5	52.5	0.889	90	67
90	68	24.91	54.5	52.5	0.824		28.13	54.6	52.7	0.829	31.30	54.8	52.9	0.834	90	68
90	69	26.53	54.6	52.7	0.772		29.93	54.8	52.9	0.777	33.27	55.0	53.2	0.782	90	69
90	70	28.27	54.6	52.9	0.725		31.88	54.8	53.2	0.729	35.41	55.1	53.4	0.734	90	70
90	71	30.05	54.6	53.1	0.682		33.90	54.9	53.4	0.686	37.66	55.2	53.6	0.689	90	71
90	72	31.87	54.7	53.3	0.643		35.96	55.0	53.6	0.646	39.96	55.2	53.8	0.649	90	72
90	73	33.73	54.7	53.5	0.608		38.06	55.0	53.8	0.610	42.31	55.3	54.1	0.613	90	73
90	74	35.63	54.8	53.7	0.575		40.21	55.1	54.0	0.577	44.71	55.4	54.3	0.579	90	74
90	75	37.57	54.8	53.9	0.546		42.42	55.2	54.2	0.547	47.16	55.5	54.5	0.549	90	75
90	76	39.56	54.9	54.1	0.518		44.67	55.2	54.5	0.519	49.67	55.6	54.8	0.521	90	76
90	77	41.59	55.0	54.4	0.493		46.97	55.3	54.7	0.494	52.24	55.7	55.0	0.494	90	77
90	78	43.67	55.0	54.6	0.469		49.33	55.4	54.9	0.470	54.87	55.7	55.3	0.470	90	78
90	79	45.80	55.1	54.8	0.448		51.74	55.5	55.2	0.448	57.56	55.8	55.5	0.448	90	79
90	80	47.98	55.1	55.1	0.427		54.20	55.6	55.5	0.427	60.31	55.9	55.8	0.427	90	80
90	81	50.21	55.3	55.3	0.407		56.73	55.7	55.7	0.407	63.12	56.1	56.1	0.407	90	81
90	82	52.49	55.6	55.6	0.387		59.31	56.0	56.0	0.386	66.00	56.4	56.4	0.386	90	82
90	83	54.83	55.9	55.9	0.368		61.96	56.3	56.3	0.368	68.95	56.7	56.7	0.367	90	83
90	84	57.22	56.2	56.2	0.350		64.67	56.6	56.6	0.350	71.97	57.0	57.0	0.349	90	84
90	85	59.67	56.4	56.4	0.334		67.44	56.9	56.9	0.333	75.07	57.3	57.3	0.332	90	85
90	86	62.18	56.7	56.7	0.318		70.28	57.2	57.2	0.317	78.23	57.6	57.6	0.317	90	86
90	87	64.75	57.0	57.0	0.303		73.19	57.5	57.5	0.302	81.47	57.9	57.9	0.301	90	87
95	67	24.10	54.2	51.6	0.974		27.37	54.3	51.7	0.978	30.60	54.3	51.8	0.982	95	67
95	68	25.27	54.6	52.1	0.920		28.63	54.7	52.3	0.926	31.95	54.9	52.4	0.930	95	68
95	69	26.67	54.9	52.5	0.867		30.16	55.1	52.7	0.873	33.61	55.2	52.9	0.878	95	69
95	70	28.25	55.1	52.8	0.817		31.91	55.3	53.1	0.822	35.51	55.5	53.3	0.827	95	70
95	71	29.97	55.1	53.1	0.769		33.82	55.4	53.3	0.774	37.60	55.6	53.6	0.779	95	71
95	72	31.79	55.2	53.2	0.725		35.87	55.5	53.5	0.730	39.86	55.7	53.8	0.734	95	72
95	73	33.65	55.2	53.5	0.685		37.98	55.5	53.7	0.689	42.21	55.8	54.0	0.693	95	73
95	74	35.55	55.3	53.7	0.649		40.13	55.6	54.0	0.652	44.61	55.9	54.3	0.655	95	74
95	75	37.49	55.3	53.9	0.615		42.33	55.7	54.2	0.618	47.06	56.0	54.5	0.620	95	75
95	76	39.48	55.4	54.1	0.585		44.58	55.7	54.4	0.587	49.57	56.1	54.7	0.589	95	76
95	77	41.51	55.5	54.3	0.556		46.88	55.8	54.7	0.558	52.14	56.1	55.0	0.559	95	77
95	78	43.59	55.5	54.6	0.529		49.23	55.9	54.9	0.531	54.76	56.2	55.2	0.532	95	78
95	79	45.72	55.6	54.8	0.505		51.64	56.0	55.2	0.506	57.45	56.3	55.5	0.507	95	79
95	80	47.90	55.7	55.1	0.482		54.11	56.1	55.4	0.483	60.20	56.4	55.8	0.483	95	80
95	81	50.12	55.7	55.3	0.461		56.63	56.1	55.7	0.461	63.01	56.5	56.1	0.461	95	81
95	82	52.40	55.8	55.6	0.441		59.21	56.2	56.0	0.441	65.89	56.6	56.3	0.441	95	82
95	83	54.74	55.9	55.8	0.422		61.86	56.3	56.3	0.422	68.84	56.8	56.6	0.421	95	83
95	84	57.13	56.1	56.1	0.402		64.57	56.5	56.5	0.402	71.86	56.9	56.9	0.402	95	84
95	85	59.58	56.4	56.4	0.384		67.34	56.8	56.8	0.384	74.95	57.3	57.3	0.383	95	85
95	86	62.09	56.7	56.7	0.366		70.18	57.1	57.1	0.366	78.11	57.6	57.6	0.366	95	86
95	87	64.66	57.0	57.0	0.350		73.08	57.5	57.5	0.349	81.35	57.9	57.9	0.349	95	87
95	88	67.29	57.3	57.3	0.334		76.06	57.8	57.8	0.333	84.67	58.2	58.2	0.333	95	88
95	89	69.98	57.6	57.6	0.319		79.11	58.1	58.1	0.318	88.07	58.6	58.6	0.318	95	89
95	90	72.74	57.9	57.9	0.305		82.24	58.5	58.5	0.304	91.55	58.9	58.9	0.303	95	90
95	91	75.57	58.3	58.3	0.291		85.44	58.8	58.8	0.290	95.12	59.3	59.3	0.290	95	91
95	92	78.47	58.6	58.6	0.279		88.71	59.2	59.2	0.278	98.77	59.7	59.7	0.277	95	92

MIL-PRF-2939G  
w/INT AMENDMENT 1

APPENDIX A

**DW COIL PERFORMANCE CHART**      **Coil Size: DW 64**  
**Entering Water = 45**      **Leaving Water = 51.67**

AIR TEMP. (°F)		525 CFM (FPM = 262)					AIRFLOW				675 CFM ( FPM = 337)				AIR TEMP (°F)	
		MBH	LDB	LWB	SHR		MBH	LDB	LWB	SHR	MBH	LDB	LWB	SHR		
100	69	27.16	55.0	52.1	0.954		30.82	55.1	52.2	0.959	34.44	55.2	52.4	0.963	100	69
100	70	28.50	55.3	52.6	0.904		32.27	55.5	52.8	0.909	36.00	55.6	52.9	0.914	100	70
100	71	30.04	55.5	52.9	0.854		33.97	55.7	53.2	0.860	37.84	55.9	53.4	0.865	100	71
100	72	31.74	55.7	53.2	0.807		35.85	55.9	53.5	0.812	39.90	56.1	53.7	0.817	100	72
100	73	33.58	55.7	53.4	0.763		37.89	56.0	53.7	0.768	42.13	56.3	54.0	0.772	100	73
100	74	35.47	55.8	53.6	0.722		40.04	56.1	53.9	0.727	44.51	56.4	54.2	0.731	100	74
100	75	37.41	55.8	53.8	0.685		42.24	56.2	54.2	0.689	46.96	56.4	54.5	0.692	100	75
100	76	39.40	55.9	54.1	0.651		44.49	56.2	54.4	0.654	49.47	56.5	54.7	0.657	100	76
100	77	41.43	56.0	54.3	0.619		46.79	56.3	54.6	0.622	52.04	56.6	55.0	0.624	100	77
100	78	43.51	56.0	54.5	0.590		49.14	56.4	54.9	0.592	54.66	56.7	55.2	0.594	100	78
100	79	45.63	56.1	54.8	0.562		51.55	56.5	55.1	0.564	57.34	56.8	55.5	0.566	100	79
100	80	47.81	56.2	55.0	0.537		54.01	56.6	55.4	0.538	60.09	56.9	55.7	0.540	100	80
100	81	50.04	56.2	55.3	0.513		56.53	56.6	55.7	0.514	62.90	57.0	56.0	0.515	100	81
100	82	52.32	56.3	55.5	0.491		59.11	56.7	55.9	0.491	65.78	57.1	56.3	0.492	100	82
100	83	54.65	56.4	55.8	0.470		61.76	56.8	56.2	0.470	68.73	57.3	56.6	0.471	100	83
100	84	57.04	56.5	56.1	0.450		64.46	56.9	56.5	0.450	71.75	57.4	56.9	0.451	100	84
100	85	59.49	56.5	56.4	0.432		67.23	57.0	56.8	0.432	74.83	57.5	57.2	0.432	100	85
100	86	61.99	56.7	56.7	0.414		70.07	57.1	57.1	0.414	78.00	57.6	57.5	0.414	100	86
100	87	64.56	57.0	57.0	0.396		72.98	57.4	57.4	0.396	81.24	57.9	57.9	0.396	100	87
100	88	67.19	57.3	57.3	0.378		75.95	57.7	57.7	0.378	84.55	58.2	58.2	0.378	100	88
100	89	69.88	57.6	57.6	0.362		79.00	58.1	58.1	0.361	87.95	58.5	58.5	0.361	100	89
100	90	72.64	57.9	57.9	0.346		82.13	58.4	58.4	0.346	91.43	58.9	58.9	0.345	100	90
100	91	75.47	58.2	58.2	0.331		85.32	58.8	58.8	0.331	95.00	59.2	59.2	0.330	100	91
100	92	78.37	58.6	58.6	0.317		88.60	59.1	59.1	0.316	98.65	59.6	59.6	0.316	100	92
100	93	81.33	58.9	58.9	0.304		91.96	59.5	59.5	0.303	102.4	60.0	60.0	0.302	100	93
100	94	84.37	59.3	59.3	0.291		95.40	59.9	59.9	0.290	106.2	60.4	60.4	0.289	100	94
100	95	87.49	59.7	59.7	0.279		98.93	60.2	60.2	0.278	110.2	60.8	60.8	0.277	100	95
100	96	90.68	60.0	60.0	0.267		102.5	60.6	60.6	0.266	114.2	61.2	61.2	0.265	100	96
100	97	93.96	60.4	60.4	0.256		106.2	61.0	61.0	0.255	118.3	61.6	61.6	0.253	100	97
105	71	30.40	55.7	52.6	0.934		34.46	55.8	52.8	0.939	38.49	56.0	52.9	0.944	105	71
105	72	31.90	56.0	53.0	0.886		36.11	56.2	53.2	0.892	40.26	56.3	53.4	0.896	105	72
105	73	33.58	56.2	53.3	0.840		37.96	56.4	53.6	0.845	42.28	56.6	53.8	0.850	105	73
105	74	35.40	56.3	53.6	0.796		39.98	56.6	53.9	0.801	44.49	56.8	54.2	0.806	105	74
105	75	37.34	56.3	53.8	0.755		42.15	56.6	54.1	0.760	46.87	56.9	54.4	0.764	105	75
105	76	39.32	56.4	54.0	0.717		44.40	56.7	54.4	0.721	49.37	57.0	54.7	0.725	105	76
105	77	41.35	56.5	54.3	0.682		46.69	56.8	54.6	0.686	51.93	57.1	54.9	0.689	105	77
105	78	43.43	56.5	54.5	0.650		49.05	56.9	54.9	0.653	54.56	57.2	55.2	0.656	105	78
105	79	45.55	56.6	54.7	0.620		51.45	57.0	55.1	0.622	57.24	57.3	55.4	0.625	105	79
105	80	47.72	56.7	55.0	0.592		53.91	57.1	55.4	0.594	59.98	57.4	55.7	0.596	105	80
105	81	49.95	56.7	55.2	0.565		56.43	57.1	55.6	0.567	62.80	57.5	56.0	0.569	105	81
105	82	52.23	56.8	55.5	0.541		59.02	57.2	55.9	0.542	65.67	57.6	56.3	0.544	105	82
105	83	54.56	56.9	55.8	0.518		61.66	57.3	56.2	0.519	68.62	57.8	56.6	0.520	105	83
105	84	56.95	57.0	56.0	0.496		64.36	57.4	56.5	0.497	71.63	57.9	56.9	0.498	105	84
105	85	59.40	57.1	56.3	0.476		67.13	57.5	56.8	0.476	74.72	58.0	57.2	0.477	105	85
105	86	61.90	57.1	56.6	0.457		69.97	57.6	57.1	0.457	77.88	58.1	57.5	0.457	105	86
105	87	64.47	57.2	56.9	0.439		72.87	57.8	57.4	0.439	81.12	58.2	57.8	0.439	105	87
105	88	67.10	57.3	57.2	0.422		75.85	57.9	57.7	0.421	84.43	58.4	58.1	0.421	105	88
105	89	69.79	57.5	57.5	0.404		78.89	58.0	58.0	0.405	87.83	58.5	58.5	0.405	105	89
105	90	72.55	57.9	57.9	0.387		82.02	58.4	58.4	0.387	91.31	58.8	58.8	0.387	105	90
105	91	75.37	58.2	58.2	0.371		85.21	58.7	58.7	0.371	94.87	59.2	59.2	0.371	105	91
105	92	78.27	58.5	58.5	0.355		88.49	59.1	59.1	0.355	98.52	59.6	59.6	0.355	105	92
105	93	81.23	58.9	58.9	0.341		91.85	59.4	59.4	0.340	102.3	59.9	59.9	0.340	105	93
105	94	84.27	59.2	59.2	0.327		95.29	59.8	59.8	0.326	106.1	60.3	60.3	0.326	105	94
105	95	87.39	59.6	59.6	0.313		98.81	60.2	60.2	0.313	110.0	60.7	60.7	0.312	105	95
105	96	90.58	60.0	60.0	0.300		102.4	60.6	60.6	0.300	114.0	61.1	61.1	0.299	105	96
105	97	93.85	60.4	60.4	0.288		106.1	61.0	61.0	0.287	118.2	61.6	61.6	0.286	105	97
105	98	97.21	60.8	60.8	0.276		109.9	61.4	61.4	0.275	122.4	62.0	62.0	0.275	105	98
105	99	100.6	61.2	61.2	0.265		113.8	61.8	61.8	0.264	126.7	62.4	62.4	0.263	105	99
105	100	104.2	61.6	61.6	0.254		117.8	62.3	62.3	0.253	131.2	62.9	62.9	0.252	105	100
105	101	107.8	62.0	62.0	0.244		121.9	62.7	62.7	0.243	135.7	63.3	63.3	0.242	105	101
105	102	111.5	62.5	62.5	0.234		126.1	63.2	63.2	0.233	140.4	63.8	63.8	0.232	105	102



MIL-PRF-2939G  
w/INT AMENDMENT 1

APPENDIX A

DW COIL PERFORMANCE CHART      Coil Size: DW 64  
Entering Water = 45      Leaving Water = 51.67

AIR TEMP. (°F)		750 CFM (FPM = 375)					AIRFLOW 825 CFM (FPM = 412)				900 CFM ( FPM = 450)				AIR TEMP (°F)	
EDB	EWB	MBH	LDB	LWB	SHR		MBH	LDB	LWB	SHR	MBH	LDB	LWB	SHR	EDB	EWB
75	59	18.42	52.6	49.9	1.000		20.19	52.65	49.9	1.000	21.95	52.7	49.9	1.000	75	59
75	60	19.03	52.2	50.8	0.986		20.20	52.6	51.1	1.000	21.96	52.7	51.1	1.000	75	60
75	61	20.09	52.7	51.4	0.912		21.90	52.8	51.5	0.917	23.70	52.9	51.6	0.922	75	61
75	62	21.53	53.1	51.9	0.837		23.43	53.2	52.0	0.842	25.31	53.3	52.1	0.847	75	62
75	63	23.29	53.3	52.3	0.767		25.31	53.5	52.4	0.771	27.30	53.6	52.5	0.776	75	63
75	64	25.32	53.5	52.5	0.702		27.49	53.6	52.7	0.706	29.62	53.8	52.8	0.710	75	64
75	65	27.51	53.5	52.7	0.645		29.88	53.7	52.9	0.649	32.19	53.9	53.0	0.652	75	65
75	66	29.75	53.6	52.9	0.596		32.32	53.8	53.1	0.598	34.83	53.9	53.2	0.601	75	66
75	67	32.04	53.6	53.1	0.552		34.81	53.8	53.3	0.554	37.53	54.0	53.5	0.556	75	67
75	68	34.37	53.7	53.3	0.514		37.35	53.9	53.5	0.515	40.28	54.1	53.7	0.516	75	68
75	69	36.75	53.8	53.5	0.480		39.95	54.0	53.7	0.480	43.09	54.2	53.9	0.481	75	69
75	70	39.18	53.9	53.7	0.449		42.60	54.1	53.9	0.449	45.95	54.3	54.1	0.450	75	70
75	71	41.66	53.9	53.9	0.421		45.30	54.2	54.2	0.421	48.88	54.4	54.4	0.421	75	71
75	72	44.19	54.2	54.2	0.393		48.07	54.4	54.4	0.393	51.88	54.6	54.6	0.393	75	72
80	61	22.04	53.1	50.3	1.000		24.17	53.2	50.4	1.000	26.29	53.3	50.4	1.000	80	61
80	62	22.89	52.8	51.2	0.976		25.02	52.9	51.2	0.980	27.13	52.9	51.3	0.984	80	62
80	63	24.12	53.3	51.8	0.910		26.30	53.4	51.9	0.914	28.46	53.5	52.0	0.919	80	63
80	64	25.69	53.7	52.3	0.843		27.98	53.8	52.4	0.848	30.23	53.9	52.5	0.853	80	64
80	65	27.56	53.9	52.6	0.780		29.97	54.1	52.8	0.785	32.34	54.2	52.9	0.789	80	65
80	66	29.67	54.1	52.9	0.722		32.23	54.2	53.0	0.726	34.75	54.4	53.2	0.730	80	66
80	67	31.94	54.1	53.1	0.670		34.71	54.3	53.3	0.673	37.42	54.5	53.4	0.676	80	67
80	68	34.27	54.2	53.3	0.623		37.25	54.4	53.5	0.626	40.16	54.6	53.7	0.629	80	68
80	69	36.65	54.3	53.5	0.582		39.84	54.5	53.7	0.584	42.97	54.7	53.9	0.586	80	69
80	70	39.08	54.3	53.7	0.545		42.49	54.6	53.9	0.547	45.84	54.8	54.1	0.548	80	70
80	71	41.56	54.4	53.9	0.512		45.19	54.7	54.1	0.513	48.76	54.9	54.4	0.514	80	71
80	72	44.09	54.5	54.1	0.481		47.96	54.8	54.4	0.482	51.75	55.0	54.6	0.483	80	72
80	73	46.68	54.6	54.4	0.454		50.78	54.9	54.6	0.454	54.81	55.1	54.9	0.454	80	73
80	74	49.33	54.7	54.6	0.428		53.67	55.0	54.9	0.428	57.94	55.2	55.1	0.429	80	74
80	75	52.04	54.9	54.9	0.404		56.63	55.1	55.1	0.404	61.13	55.4	55.4	0.404	80	75
80	76	54.81	55.1	55.1	0.380		59.65	55.4	55.4	0.380	64.40	55.7	55.7	0.380	80	76
80	77	57.64	55.4	55.4	0.358		62.74	55.7	55.7	0.358	67.75	56.0	56.0	0.357	80	77
85	63	25.66	53.7	50.9	1.000		28.14	53.8	51.0	1.000	30.62	53.9	51.0	1.000	85	63
85	64	26.86	53.5	51.6	0.964		29.35	53.6	51.7	0.968	31.82	53.6	51.8	0.972	85	64
85	65	28.26	54.0	52.2	0.903		30.82	54.1	52.3	0.908	33.36	54.2	52.4	0.912	85	65
85	66	29.98	54.3	52.6	0.843		32.66	54.5	52.8	0.848	35.30	54.6	52.9	0.852	85	66
85	67	31.97	54.5	53.0	0.786		34.78	54.7	53.1	0.791	37.56	54.9	53.3	0.795	85	67
85	68	34.18	54.7	53.2	0.733		37.16	54.9	53.4	0.737	40.08	55.0	53.6	0.741	85	68
85	69	36.55	54.8	53.4	0.685		39.73	55.0	53.7	0.688	42.85	55.2	53.9	0.691	85	69
85	70	38.98	54.8	53.7	0.641		42.38	55.0	53.9	0.644	45.72	55.3	54.1	0.647	85	70
85	71	41.45	54.9	53.9	0.602		45.08	55.1	54.1	0.604	48.64	55.4	54.3	0.607	85	71
85	72	43.99	55.0	54.1	0.567		47.84	55.2	54.4	0.568	51.63	55.5	54.6	0.570	85	72
85	73	46.57	55.1	54.3	0.534		50.67	55.3	54.6	0.536	54.69	55.6	54.8	0.537	85	73
85	74	49.22	55.2	54.6	0.505		53.56	55.4	54.8	0.506	57.81	55.7	55.1	0.507	85	74
85	75	51.93	55.3	54.8	0.478		56.51	55.6	55.1	0.478	61.00	55.8	55.4	0.479	85	75
85	76	54.69	55.4	55.1	0.453		59.53	55.7	55.4	0.453	64.27	55.9	55.6	0.453	85	76
85	77	57.53	55.5	55.4	0.430		62.61	55.8	55.6	0.430	67.61	56.1	55.9	0.430	85	77
85	78	60.42	55.6	55.6	0.408		65.77	55.9	55.9	0.408	71.03	56.2	56.2	0.408	85	78
85	79	63.38	55.9	55.9	0.386		69.00	56.2	56.2	0.386	74.52	56.5	56.5	0.386	85	79
85	80	66.42	56.2	56.2	0.365		72.31	56.5	56.5	0.365	78.10	56.8	56.8	0.365	85	80
85	81	69.52	56.5	56.5	0.346		75.69	56.8	56.8	0.345	81.76	57.1	57.1	0.345	85	81
85	82	72.69	56.8	56.8	0.328		79.16	57.1	57.1	0.327	85.51	57.4	57.4	0.327	85	82

MIL-PRF-2939G  
w/INT AMENDMENT 1

APPENDIX A

DW COIL PERFORMANCE CHART      Coil Size: DW 64  
Entering Water = 45      Leaving Water = 51.67

AIR TEMP. (°F)		750 CFM (FPM = 375)					AIRFLOW 825 CFM (FPM = 412)				900 CFM ( FPM = 450)				AIR TEMP (°F)	
EDB	EWB	MBH	LDB	LWB	SHR		MBH	LDB	LWB	SHR	MBH	LDB	LWB	SHR	EDB	EWB
90	65	29.27	54.4	51.6	1.000		32.12	54.4	51.6	1.000	34.94	54.5	51.7	1.000	90	65
90	66	30.96	54.2	52.1	0.950		33.83	54.3	52.2	0.954	36.67	54.4	52.3	0.958	90	66
90	67	32.55	54.7	52.6	0.894		35.50	54.8	52.8	0.898	38.42	54.9	52.9	0.903	90	67
90	68	34.43	55.0	53.0	0.839		37.50	55.1	53.2	0.843	40.54	55.3	53.4	0.848	90	68
90	69	36.55	55.2	53.4	0.787		39.78	55.4	53.6	0.791	42.96	55.5	53.7	0.795	90	69
90	70	38.88	55.3	53.6	0.738		42.28	55.5	53.9	0.742	45.63	55.7	54.1	0.746	90	70
90	71	41.35	55.4	53.9	0.693		44.97	55.6	54.1	0.696	48.52	55.8	54.3	0.700	90	71
90	72	43.88	55.5	54.1	0.652		47.73	55.7	54.3	0.655	51.51	55.9	54.6	0.658	90	72
90	73	46.47	55.6	54.3	0.615		50.55	55.8	54.6	0.618	54.56	56.1	54.8	0.620	90	73
90	74	49.11	55.7	54.6	0.581		53.44	55.9	54.8	0.583	57.68	56.2	55.1	0.585	90	74
90	75	51.82	55.8	54.8	0.550		56.39	56.0	55.1	0.552	60.88	56.3	55.3	0.553	90	75
90	76	54.58	55.9	55.1	0.522		59.40	56.2	55.3	0.523	64.14	56.4	55.6	0.524	90	76
90	77	57.41	56.0	55.3	0.495		62.49	56.3	55.6	0.496	67.48	56.6	55.9	0.497	90	77
90	78	60.31	56.1	55.6	0.471		65.65	56.4	55.9	0.471	70.89	56.7	56.2	0.472	90	78
90	79	63.27	56.2	55.9	0.448		68.88	56.5	56.2	0.448	74.39	56.8	56.5	0.449	90	79
90	80	66.30	56.3	56.2	0.427		72.18	56.6	56.5	0.427	77.96	57.0	56.8	0.427	90	80
90	81	69.40	56.4	56.4	0.407		75.56	56.8	56.8	0.407	81.62	57.1	57.1	0.407	90	81
90	82	72.57	56.7	56.7	0.386		79.02	57.1	57.1	0.386	85.36	57.4	57.4	0.386	90	82
90	83	75.82	57.0	57.0	0.367		82.57	57.4	57.4	0.367	89.20	57.7	57.7	0.367	90	83
90	84	79.15	57.4	57.4	0.349		86.19	57.7	57.7	0.349	93.12	58.1	58.1	0.348	90	84
90	85	82.55	57.7	57.7	0.332		89.91	58.1	58.1	0.331	97.13	58.4	58.4	0.331	90	85
90	86	86.04	58.0	58.0	0.316		93.71	58.4	58.4	0.315	101.2	58.8	58.8	0.315	90	86
90	87	89.61	58.4	58.4	0.301		97.60	58.7	58.7	0.300	105.5	59.1	59.1	0.299	90	87
95	67	33.81	54.4	51.9	0.986		36.09	55.1	52.4	1.000	39.27	55.2	52.5	1.000	95	67
95	68	35.23	55.0	52.6	0.935		38.48	55.1	52.7	0.939	41.70	55.2	52.8	0.943	95	68
95	69	37.00	55.4	53.1	0.882		40.36	55.5	53.2	0.887	43.68	55.6	53.4	0.891	95	69
95	70	39.05	55.6	53.5	0.832		42.55	55.8	53.7	0.836	45.99	56.0	53.8	0.840	95	70
95	71	41.32	55.8	53.8	0.783		44.98	56.0	54.0	0.787	48.58	56.2	54.2	0.791	95	71
95	72	43.78	56.0	54.1	0.738		47.62	56.2	54.3	0.742	51.40	56.4	54.5	0.746	95	72
95	73	46.36	56.1	54.3	0.696		50.44	56.3	54.5	0.699	54.44	56.5	54.8	0.703	95	73
95	74	49.01	56.1	54.5	0.658		53.32	56.4	54.8	0.661	57.56	56.6	55.0	0.664	95	74
95	75	51.71	56.2	54.8	0.623		56.27	56.5	55.0	0.625	60.75	56.8	55.3	0.628	95	75
95	76	54.47	56.3	55.0	0.591		59.28	56.6	55.3	0.593	64.01	56.9	55.6	0.595	95	76
95	77	57.30	56.5	55.3	0.561		62.37	56.7	55.6	0.563	67.35	57.0	55.9	0.564	95	77
95	78	60.19	56.6	55.6	0.533		65.52	56.9	55.9	0.535	70.76	57.2	56.1	0.536	95	78
95	79	63.15	56.7	55.8	0.508		68.75	57.0	56.1	0.509	74.25	57.3	56.4	0.510	95	79
95	80	66.18	56.8	56.1	0.484		72.05	57.1	56.4	0.485	77.82	57.4	56.7	0.485	95	80
95	81	69.28	56.9	56.4	0.462		75.43	57.3	56.7	0.462	81.48	57.6	57.0	0.463	95	81
95	82	72.45	57.0	56.7	0.441		78.89	57.4	57.0	0.441	85.22	57.7	57.4	0.441	95	82
95	83	75.70	57.2	57.0	0.421		82.43	57.5	57.4	0.421	89.05	57.9	57.7	0.421	95	83
95	84	79.02	57.3	57.3	0.403		86.06	57.7	57.7	0.403	92.97	58.1	58.0	0.403	95	84
95	85	82.42	57.6	57.6	0.383		89.77	58.0	58.0	0.383	96.99	58.4	58.4	0.383	95	85
95	86	85.91	58.0	58.0	0.365		93.57	58.4	58.4	0.365	101.1	58.7	58.7	0.365	95	86
95	87	89.48	58.3	58.3	0.348		97.46	58.7	58.7	0.348	105.3	59.1	59.1	0.348	95	87
95	88	93.13	58.7	58.7	0.332		101.4	59.1	59.1	0.332	109.6	59.5	59.5	0.331	95	88
95	89	96.87	59.0	59.0	0.317		105.5	59.4	59.4	0.316	114.0	59.8	59.8	0.316	95	89
95	90	100.7	59.4	59.4	0.302		109.7	59.8	59.8	0.302	118.5	60.2	60.2	0.301	95	90
95	91	104.6	59.8	59.8	0.289		114.0	60.2	60.2	0.288	123.2	60.6	60.6	0.287	95	91
95	92	108.7	60.1	60.1	0.276		118.4	60.6	60.6	0.275	127.9	61.0	61.0	0.274	95	92

MIL-PRF-2939G  
w/INT AMENDMENT 1

APPENDIX A

**DW COIL PERFORMANCE CHART**      **Coil Size: DW 64**  
**Entering Water = 45**      **Leaving Water = 51.67**

AIR TEMP. (°F)		750 CFM (FPM = 375)				AIRFLOW 825 CFM (FPM = 412)				900 CFM ( FPM = 450)				AIR TEMP (°F)	
		MBH	LDB	LWB	SHR	MBH	LDB	LWB	SHR	MBH	LDB	LWB	SHR		
100	69	38.03	55.2	52.5	0.968	41.59	55.3	52.6	0.971	45.12	55.4	52.7	0.975	100	69
100	70	39.69	55.7	53.1	0.918	43.33	55.8	53.2	0.923	46.94	56.0	53.4	0.927	100	70
100	71	41.66	56.1	53.6	0.869	45.43	56.2	53.7	0.874	49.15	56.4	53.9	0.878	100	71
100	72	43.88	56.3	53.9	0.822	47.80	56.5	54.1	0.826	51.67	56.7	54.3	0.830	100	72
100	73	46.30	56.5	54.2	0.777	50.40	56.7	54.5	0.781	54.44	56.9	54.7	0.785	100	73
100	74	48.90	56.6	54.5	0.735	53.20	56.9	54.8	0.738	57.43	57.1	55.0	0.742	100	74
100	75	51.60	56.7	54.8	0.696	56.15	57.0	55.0	0.699	60.62	57.2	55.3	0.702	100	75
100	76	54.36	56.8	55.0	0.660	59.16	57.1	55.3	0.663	63.88	57.4	55.5	0.665	100	76
100	77	57.19	56.9	55.3	0.627	62.24	57.2	55.6	0.629	67.21	57.5	55.8	0.631	100	77
100	78	60.08	57.0	55.5	0.596	65.40	57.3	55.8	0.598	70.62	57.6	56.1	0.600	100	78
100	79	63.03	57.2	55.8	0.567	68.62	57.5	56.1	0.569	74.11	57.8	56.4	0.571	100	79
100	80	66.06	57.3	56.1	0.541	71.92	57.6	56.4	0.542	77.68	57.9	56.7	0.544	100	80
100	81	69.16	57.4	56.4	0.516	75.30	57.7	56.7	0.517	81.34	58.1	57.0	0.518	100	81
100	82	72.33	57.5	56.7	0.493	78.76	57.9	57.0	0.494	85.08	58.2	57.3	0.495	100	82
100	83	75.57	57.7	57.0	0.471	82.30	58.0	57.3	0.472	88.91	58.4	57.7	0.472	100	83
100	84	78.90	57.8	57.3	0.451	85.92	58.2	57.6	0.451	92.83	58.5	58.0	0.452	100	84
100	85	82.30	57.9	57.6	0.432	89.63	58.3	58.0	0.432	96.84	58.7	58.3	0.432	100	85
100	86	85.78	58.1	57.9	0.414	93.43	58.5	58.3	0.414	100.9	58.9	58.7	0.413	100	86
100	87	89.35	58.3	58.3	0.396	97.32	58.7	58.7	0.396	105.2	59.1	59.0	0.396	100	87
100	88	93.00	58.6	58.6	0.378	101.3	59.0	59.0	0.378	109.5	59.4	59.4	0.378	100	88
100	89	96.74	59.0	59.0	0.361	105.4	59.4	59.4	0.361	113.9	59.8	59.8	0.361	100	89
100	90	100.6	59.3	59.3	0.345	109.6	59.8	59.8	0.345	118.4	60.2	60.2	0.344	100	90
100	91	104.5	59.7	59.7	0.330	113.8	60.1	60.1	0.329	123.0	60.6	60.6	0.329	100	91
100	92	108.5	60.1	60.1	0.315	118.2	60.5	60.5	0.315	127.7	61.0	61.0	0.314	100	92
100	93	112.6	60.5	60.5	0.301	122.7	60.9	60.9	0.301	132.6	61.4	61.4	0.300	100	93
100	94	116.9	60.9	60.9	0.288	127.3	61.4	61.4	0.287	137.6	61.8	61.8	0.287	100	94
100	95	121.2	61.3	61.3	0.276	132.0	61.8	61.8	0.275	142.7	62.3	62.3	0.274	100	95
100	96	125.6	61.7	61.7	0.264	136.8	62.2	62.2	0.263	147.9	62.7	62.7	0.262	100	96
100	97	130.1	62.2	62.2	0.252	141.8	62.7	62.7	0.251	153.2	63.2	63.2	0.250	100	97
105	71	42.48	56.1	53.1	0.948	46.42	56.2	53.2	0.952	50.33	56.3	53.3	0.956	105	71
105	72	44.37	56.5	53.6	0.901	48.42	56.6	53.8	0.905	52.44	56.8	53.9	0.909	105	72
105	73	46.54	56.8	54.1	0.855	50.74	57.0	54.3	0.859	54.88	57.1	54.4	0.863	105	73
105	74	48.93	57.0	54.4	0.810	53.30	57.2	54.6	0.815	57.61	57.4	54.9	0.819	105	74
105	75	51.51	57.2	54.7	0.768	56.07	57.4	55.0	0.772	60.56	57.7	55.2	0.776	105	75
105	76	54.25	57.3	55.0	0.729	59.04	57.6	55.3	0.733	63.75	57.8	55.5	0.736	105	76
105	77	57.07	57.4	55.2	0.692	62.12	57.7	55.5	0.696	67.08	58.0	55.8	0.699	105	77
105	78	59.96	57.5	55.5	0.659	65.27	57.8	55.8	0.661	70.49	58.1	56.1	0.664	105	78
105	79	62.92	57.6	55.8	0.627	68.50	57.9	56.1	0.630	73.98	58.2	56.4	0.632	105	79
105	80	65.94	57.8	56.1	0.598	71.80	58.1	56.4	0.600	77.55	58.4	56.7	0.602	105	80
105	81	69.04	57.9	56.3	0.571	75.17	58.2	56.7	0.572	81.20	58.5	57.0	0.574	105	81
105	82	72.21	58.0	56.6	0.545	78.63	58.4	57.0	0.547	84.94	58.7	57.3	0.548	105	82
105	83	75.45	58.1	56.9	0.521	82.16	58.5	57.3	0.522	88.76	58.9	57.6	0.524	105	83
105	84	78.77	58.3	57.2	0.499	85.79	58.7	57.6	0.500	92.68	59.0	57.9	0.501	105	84
105	85	82.17	58.4	57.6	0.478	89.49	58.8	57.9	0.478	96.69	59.2	58.3	0.479	105	85
105	86	85.65	58.6	57.9	0.458	93.29	59.0	58.3	0.458	100.8	59.4	58.6	0.459	105	86
105	87	89.22	58.7	58.2	0.439	97.18	59.1	58.6	0.439	105.0	59.5	59.0	0.439	105	87
105	88	92.87	58.8	58.6	0.421	101.2	59.3	59.0	0.421	109.3	59.7	59.4	0.421	105	88
105	89	96.61	59.0	58.9	0.404	105.2	59.5	59.3	0.404	113.7	59.9	59.7	0.404	105	89
105	90	100.4	59.3	59.3	0.387	109.4	59.7	59.7	0.388	118.2	60.1	60.1	0.388	105	90
105	91	104.4	59.7	59.7	0.371	113.7	60.1	60.1	0.371	122.8	60.5	60.5	0.371	105	91
105	92	108.4	60.0	60.0	0.355	118.1	60.5	60.5	0.355	127.6	60.9	60.9	0.355	105	92
105	93	112.5	60.4	60.4	0.340	122.6	60.9	60.9	0.339	132.4	61.3	61.3	0.339	105	93
105	94	116.7	60.8	60.8	0.325	127.1	61.3	61.3	0.325	137.4	61.8	61.8	0.324	105	94
105	95	121.0	61.2	61.2	0.311	131.9	61.7	61.7	0.311	142.5	62.2	62.2	0.310	105	95
105	96	125.5	61.7	61.7	0.298	136.7	62.2	62.2	0.298	147.7	62.7	62.7	0.297	105	96
105	97	130.0	62.1	62.1	0.286	141.6	62.6	62.6	0.285	153.1	63.1	63.1	0.284	105	97
105	98	134.7	62.5	62.5	0.274	146.7	63.1	63.1	0.273	158.5	63.6	63.6	0.272	105	98
105	99	139.4	63.0	63.0	0.262	151.9	63.5	63.5	0.261	164.1	64.1	64.1	0.261	105	99
105	100	144.3	63.5	63.5	0.251	157.2	64.0	64.0	0.250	169.9	64.6	64.6	0.249	105	100
105	101	149.3	63.9	63.9	0.241	162.6	64.5	64.5	0.240	175.8	65.1	65.1	0.239	105	101
105	102	154.4	64.4	64.4	0.231	168.2	65.0	65.0	0.229	181.8	65.6	65.6	0.228	105	102

MIL-PRF-2939G  
w/INT AMENDMENT 1

APPENDIX A

**DW COIL PERFORMANCE CHART**      Coil Size: DW 64  
Entering Water = 45      Leaving Water = 51.67

AIR TEMP. (°F)		975 CFM (FPM = 487)				AIRFLOW 1050 CFM (FPM = 525)				1125 CFM ( FPM = 562)				AIR TEMP (°F)	
EDB	EWB	MBH	LDB	LWB	SHR	MBH	LDB	LWB	SHR	MBH	LDB	LWB	SHR	EDB	EWB
75	59	23.69	52.8	50.0	1.000	25.43	52.9	50.0	1.000	27.15	52.9	50.0	1.000	75	59
75	60	23.71	52.8	51.2	1.000	25.45	52.9	51.2	1.000	27.17	53.0	51.2	1.000	75	60
75	61	25.47	52.9	51.7	0.926	27.22	53.0	51.8	0.930	28.95	53.1	51.8	0.934	75	61
75	62	27.15	53.4	52.2	0.852	28.97	53.5	52.3	0.856	30.77	53.6	52.4	0.860	75	62
75	63	29.25	53.7	52.7	0.780	31.18	53.8	52.8	0.784	33.07	53.9	52.9	0.788	75	63
75	64	31.71	53.9	53.0	0.714	33.76	54.0	53.1	0.717	35.78	54.2	53.2	0.721	75	64
75	65	34.46	54.0	53.2	0.655	36.68	54.2	53.3	0.657	38.87	54.3	53.5	0.660	75	65
75	66	37.30	54.1	53.4	0.603	39.72	54.3	53.6	0.605	42.09	54.4	53.7	0.607	75	66
75	67	40.19	54.2	53.6	0.557	42.81	54.4	53.8	0.559	45.38	54.5	54.0	0.561	75	67
75	68	43.15	54.3	53.9	0.517	45.97	54.5	54.0	0.519	48.74	54.6	54.2	0.520	75	68
75	69	46.17	54.4	54.1	0.482	49.19	54.6	54.3	0.482	52.17	54.8	54.5	0.483	75	69
75	70	49.25	54.5	54.3	0.450	52.49	54.7	54.5	0.450	55.67	54.9	54.7	0.450	75	70
75	71	52.40	54.6	54.6	0.421	55.85	54.8	54.8	0.421	59.25	55.0	55.0	0.421	75	71
75	72	55.62	54.9	54.9	0.393	59.29	55.1	55.1	0.393	62.90	55.3	55.3	0.393	75	72
80	61	28.39	53.4	50.5	1.000	30.47	53.5	50.5	1.000	32.55	53.6	50.5	1.000	80	61
80	62	29.21	53.0	51.4	0.988	30.50	53.5	51.7	1.000	32.57	53.6	51.8	1.000	80	62
80	63	30.60	53.6	52.1	0.923	32.72	53.7	52.2	0.927	34.81	53.7	52.2	0.931	80	63
80	64	32.45	54.0	52.6	0.857	34.64	54.1	52.7	0.861	36.81	54.2	52.8	0.865	80	64
80	65	34.68	54.3	53.0	0.793	36.98	54.5	53.2	0.797	39.26	54.6	53.3	0.801	80	65
80	66	37.23	54.5	53.4	0.734	39.67	54.7	53.5	0.738	42.08	54.8	53.7	0.741	80	66
80	67	40.07	54.7	53.6	0.680	42.68	54.8	53.8	0.683	45.25	55.0	53.9	0.686	80	67
80	68	43.03	54.8	53.8	0.631	45.84	54.9	54.0	0.634	48.60	55.1	54.2	0.636	80	68
80	69	46.04	54.9	54.1	0.588	49.06	55.1	54.3	0.590	52.03	55.2	54.4	0.592	80	69
80	70	49.12	55.0	54.3	0.550	52.35	55.2	54.5	0.551	55.53	55.4	54.7	0.552	80	70
80	71	52.27	55.1	54.6	0.515	55.71	55.3	54.8	0.516	59.10	55.5	55.0	0.517	80	71
80	72	55.48	55.2	54.8	0.483	59.15	55.4	55.0	0.484	62.75	55.6	55.2	0.485	80	72
80	73	58.77	55.3	55.1	0.455	62.66	55.6	55.3	0.455	66.49	55.8	55.5	0.456	80	73
80	74	62.13	55.5	55.4	0.429	66.25	55.7	55.6	0.429	70.30	55.9	55.8	0.429	80	74
80	75	65.56	55.6	55.6	0.404	69.92	55.9	55.9	0.404	74.20	56.1	56.1	0.404	80	75
80	76	69.08	55.9	55.9	0.380	73.67	56.2	56.2	0.380	78.19	56.4	56.4	0.379	80	76
80	77	72.67	56.2	56.2	0.357	77.51	56.5	56.5	0.357	82.27	56.7	56.7	0.356	80	77
85	63	33.07	54.0	51.0	1.000	35.51	54.1	51.1	1.000	37.94	54.2	51.1	1.000	85	63
85	64	34.27	53.7	51.8	0.976	36.70	53.8	51.9	0.979	39.10	53.8	52.0	0.983	85	64
85	65	35.87	54.3	52.5	0.916	38.35	54.4	52.6	0.920	40.81	54.4	52.7	0.924	85	65
85	66	37.90	54.7	53.0	0.857	40.47	54.8	53.2	0.861	43.01	54.9	53.3	0.865	85	66
85	67	40.29	55.0	53.5	0.799	42.98	55.1	53.6	0.803	45.63	55.3	53.7	0.807	85	67
85	68	42.97	55.2	53.8	0.745	45.80	55.4	54.0	0.748	48.60	55.5	54.1	0.752	85	68
85	69	45.92	55.3	54.1	0.695	48.93	55.5	54.2	0.698	51.88	55.7	54.4	0.701	85	69
85	70	49.00	55.5	54.3	0.649	52.22	55.6	54.5	0.652	55.38	55.8	54.7	0.655	85	70
85	71	52.14	55.6	54.5	0.609	55.58	55.8	54.7	0.611	58.95	56.0	54.9	0.613	85	71
85	72	55.35	55.7	54.8	0.572	59.01	55.9	55.0	0.574	62.60	56.1	55.2	0.575	85	72
85	73	58.64	55.8	55.1	0.538	62.52	56.0	55.3	0.540	66.33	56.2	55.5	0.541	85	73
85	74	61.99	55.9	55.3	0.508	66.10	56.2	55.6	0.509	70.15	56.4	55.8	0.510	85	74
85	75	65.42	56.1	55.6	0.480	69.77	56.3	55.8	0.480	74.05	56.6	56.1	0.481	85	75
85	76	68.93	56.2	55.9	0.454	73.52	56.5	56.1	0.454	78.03	56.7	56.4	0.455	85	76
85	77	72.52	56.4	56.2	0.430	77.36	56.6	56.4	0.430	82.11	56.9	56.7	0.430	85	77
85	78	76.20	56.5	56.5	0.408	81.28	56.8	56.7	0.408	86.28	57.0	57.0	0.408	85	78
85	79	79.95	56.8	56.8	0.385	85.29	57.1	57.1	0.385	90.55	57.3	57.3	0.385	85	79
85	80	83.80	57.1	57.1	0.364	89.40	57.4	57.4	0.364	94.91	57.6	57.6	0.364	85	80
85	81	87.73	57.4	57.4	0.345	93.60	57.7	57.7	0.344	99.38	58.0	58.0	0.344	85	81
85	82	91.75	57.8	57.8	0.326	97.90	58.0	58.0	0.326	103.9	58.3	58.3	0.325	85	82

MIL-PRF-2939G  
w/INT AMENDMENT 1

APPENDIX A

**DW COIL PERFORMANCE CHART**      **Coil Size: DW 64**  
**Entering Water = 45**      **Leaving Water = 51.67**

AIR TEMP. (°F)		AIRFLOW												AIR TEMP (°F)	
		975 CFM (FPM = 487)				1050 CFM (FPM = 525)				1125 CFM ( FPM = 562)					
EDB	EWB	MBH	LDB	LWB	SHR	MBH	LDB	LWB	SHR	MBH	LDB	LWB	SHR	EDB	EWB
90	65	37.75	54.6	51.7	1.000	40.55	54.7	51.8	1.000	43.33	54.8	51.8	1.000	90	65
90	66	39.48	54.5	52.4	0.962	42.27	54.5	52.5	0.966	45.03	54.6	52.5	0.969	90	66
90	67	41.31	55.0	53.0	0.907	44.17	55.1	53.1	0.911	46.99	55.2	53.2	0.915	90	67
90	68	43.54	55.4	53.5	0.852	46.50	55.5	53.6	0.856	49.42	55.6	53.8	0.860	90	68
90	69	46.09	55.7	53.9	0.799	49.18	55.8	54.1	0.803	52.23	56.0	54.2	0.807	90	69
90	70	48.92	55.9	54.3	0.749	52.17	56.1	54.4	0.753	55.36	56.2	54.6	0.756	90	70
90	71	52.01	56.0	54.5	0.703	55.44	56.2	54.7	0.706	58.81	56.4	54.9	0.709	90	71
90	72	55.22	56.2	54.8	0.661	58.87	56.4	55.0	0.663	62.45	56.6	55.2	0.666	90	72
90	73	58.50	56.3	55.0	0.622	62.37	56.5	55.2	0.624	66.18	56.7	55.5	0.627	90	73
90	74	61.86	56.4	55.3	0.587	65.96	56.6	55.5	0.589	69.99	56.9	55.7	0.591	90	74
90	75	65.29	56.5	55.6	0.555	69.62	56.8	55.8	0.556	73.89	57.0	56.0	0.558	90	75
90	76	68.79	56.7	55.9	0.525	73.37	56.9	56.1	0.526	77.87	57.2	56.3	0.528	90	76
90	77	72.38	56.8	56.1	0.498	77.20	57.1	56.4	0.499	81.95	57.3	56.6	0.500	90	77
90	78	76.05	57.0	56.4	0.473	81.12	57.2	56.7	0.473	86.12	57.5	57.0	0.474	90	78
90	79	79.81	57.1	56.8	0.449	85.13	57.4	57.0	0.449	90.38	57.7	57.3	0.450	90	79
90	80	83.65	57.3	57.1	0.427	89.24	57.6	57.3	0.427	94.74	57.9	57.6	0.427	90	80
90	81	87.58	57.4	57.4	0.407	93.44	57.7	57.7	0.407	99.20	58.0	57.9	0.407	90	81
90	82	91.60	57.7	57.7	0.386	97.73	58.0	58.0	0.386	103.8	58.3	58.3	0.386	90	82
90	83	95.72	58.1	58.1	0.366	102.1	58.4	58.4	0.366	108.4	58.6	58.6	0.366	90	83
90	84	99.93	58.4	58.4	0.348	106.6	58.7	58.7	0.348	113.2	59.0	59.0	0.347	90	84
90	85	104.2	58.7	58.7	0.330	111.2	59.1	59.1	0.330	118.1	59.4	59.4	0.330	90	85
90	86	108.7	59.1	59.1	0.314	116.0	59.4	59.4	0.313	123.1	59.8	59.8	0.313	90	86
90	87	113.2	59.5	59.5	0.298	120.8	59.8	59.8	0.298	128.3	60.2	60.2	0.297	90	87
95	67	42.44	55.3	52.5	1.000	45.59	55.4	52.5	1.000	48.72	55.5	52.6	1.000	95	67
95	68	44.88	55.3	52.9	0.947	48.04	55.3	53.0	0.951	51.17	55.4	53.1	0.954	95	68
95	69	46.95	55.7	53.5	0.895	50.20	55.9	53.6	0.899	53.40	56.0	53.8	0.903	95	69
95	70	49.39	56.1	54.0	0.844	52.75	56.3	54.2	0.848	56.07	56.4	54.3	0.852	95	70
95	71	52.13	56.4	54.4	0.795	55.63	56.6	54.6	0.799	59.09	56.7	54.7	0.803	95	71
95	72	55.12	56.6	54.7	0.749	58.79	56.8	54.9	0.753	62.40	57.0	55.1	0.756	95	72
95	73	58.37	56.7	55.0	0.706	62.23	57.0	55.2	0.709	66.03	57.2	55.4	0.712	95	73
95	74	61.72	56.9	55.3	0.666	65.81	57.1	55.5	0.669	69.84	57.3	55.7	0.672	95	74
95	75	65.15	57.0	55.5	0.630	69.48	57.2	55.8	0.632	73.73	57.5	56.0	0.635	95	75
95	76	68.65	57.2	55.8	0.597	73.22	57.4	56.1	0.599	77.71	57.6	56.3	0.601	95	76
95	77	72.24	57.3	56.1	0.566	77.05	57.5	56.4	0.567	81.79	57.8	56.6	0.569	95	77
95	78	75.91	57.4	56.4	0.537	80.97	57.7	56.7	0.539	85.95	58.0	56.9	0.540	95	78
95	79	79.66	57.6	56.7	0.511	84.98	57.9	57.0	0.512	90.21	58.1	57.2	0.513	95	79
95	80	83.50	57.8	57.0	0.486	89.08	58.0	57.3	0.487	94.57	58.3	57.6	0.488	95	80
95	81	87.43	57.9	57.3	0.463	93.28	58.2	57.6	0.464	99.03	58.5	57.9	0.464	95	81
95	82	91.45	58.1	57.7	0.442	97.57	58.4	58.0	0.442	103.6	58.7	58.3	0.442	95	82
95	83	95.56	58.2	58.0	0.421	102.0	58.6	58.3	0.421	108.3	58.9	58.6	0.422	95	83
95	84	99.77	58.4	58.4	0.402	106.5	58.8	58.7	0.402	113.1	59.1	59.0	0.402	95	84
95	85	104.1	58.7	58.7	0.383	111.1	59.0	59.0	0.384	117.9	59.3	59.3	0.384	95	85
95	86	108.5	59.1	59.1	0.365	115.8	59.4	59.4	0.365	123.0	59.7	59.7	0.365	95	86
95	87	113.0	59.4	59.4	0.347	120.6	59.8	59.8	0.347	128.1	60.1	60.1	0.347	95	87
95	88	117.6	59.8	59.8	0.331	125.6	60.2	60.2	0.331	133.3	60.5	60.5	0.330	95	88
95	89	122.4	60.2	60.2	0.315	130.6	60.6	60.6	0.315	138.7	60.9	60.9	0.314	95	89
95	90	127.2	60.6	60.6	0.300	135.8	61.0	61.0	0.300	144.2	61.3	61.3	0.299	95	90
95	91	132.2	61.0	61.0	0.286	141.1	61.4	61.4	0.286	149.8	61.8	61.8	0.285	95	91
95	92	137.3	61.4	61.4	0.273	146.5	61.8	61.8	0.272	155.6	62.2	62.2	0.271	95	92

MIL-PRF-2939G  
w/INT AMENDMENT 1

APPENDIX A

**DW COIL PERFORMANCE CHART**      **Coil Size: DW 64**  
**Entering Water = 45**      **Leaving Water = 51.67**

AIR TEMP. (°F)		975 CFM (FPM = 487)				1050 CFM (FPM = 525)				1125 CFM ( FPM = 562)				AIR TEMP (°F)	
EDB	EWB	MBH	LDB	LWB	SHR	MBH	LDB	LWB	SHR	MBH	LDB	LWB	SHR	EDB	EWB
100	69	48.62	55.5	52.8	0.979	52.09	55.6	52.9	0.982	55.54	55.6	53.0	0.985	100	69
100	70	50.51	56.1	53.5	0.931	54.05	56.2	53.6	0.935	57.56	56.3	53.7	0.938	100	70
100	71	52.83	56.5	54.1	0.882	56.47	56.7	54.2	0.886	60.08	56.8	54.3	0.890	100	71
100	72	55.49	56.9	54.5	0.834	59.26	57.0	54.7	0.838	62.99	57.2	54.9	0.842	100	72
100	73	58.42	57.1	54.9	0.789	62.35	57.3	55.1	0.793	66.22	57.5	55.3	0.796	100	73
100	74	61.59	57.3	55.2	0.746	65.70	57.5	55.5	0.749	69.74	57.7	55.7	0.753	100	74
100	75	65.01	57.5	55.5	0.705	69.33	57.7	55.7	0.709	73.57	57.9	56.0	0.712	100	75
100	76	68.51	57.6	55.8	0.668	73.07	57.8	56.0	0.671	77.55	58.1	56.3	0.674	100	76
100	77	72.10	57.8	56.1	0.634	76.90	58.0	56.3	0.636	81.62	58.2	56.6	0.639	100	77
100	78	75.76	57.9	56.4	0.602	80.81	58.2	56.6	0.604	85.79	58.4	56.9	0.606	100	78
100	79	79.51	58.1	56.7	0.573	84.82	58.3	57.0	0.574	90.05	58.6	57.2	0.576	100	79
100	80	83.35	58.2	57.0	0.545	88.92	58.5	57.3	0.546	94.40	58.8	57.5	0.548	100	80
100	81	87.27	58.4	57.3	0.519	93.11	58.7	57.6	0.521	98.86	59.0	57.9	0.522	100	81
100	82	91.29	58.5	57.6	0.495	97.41	58.9	57.9	0.496	103.4	59.2	58.2	0.497	100	82
100	83	95.41	58.7	58.0	0.473	101.8	59.0	58.3	0.474	108.1	59.4	58.6	0.474	100	83
100	84	99.62	58.9	58.3	0.452	106.3	59.2	58.6	0.452	112.9	59.6	58.9	0.453	100	84
100	85	103.9	59.1	58.7	0.432	110.9	59.4	59.0	0.432	117.8	59.8	59.3	0.433	100	85
100	86	108.3	59.3	59.0	0.413	115.6	59.6	59.4	0.414	122.8	60.0	59.7	0.414	100	86
100	87	112.9	59.5	59.4	0.396	120.4	59.8	59.7	0.396	127.9	60.2	60.1	0.396	100	87
100	88	117.5	59.8	59.8	0.378	125.4	60.1	60.1	0.378	133.1	60.5	60.5	0.378	100	88
100	89	122.2	60.2	60.2	0.361	130.4	60.5	60.5	0.361	138.5	60.9	60.9	0.361	100	89
100	90	127.1	60.6	60.6	0.344	135.6	60.9	60.9	0.344	144.0	61.3	61.3	0.344	100	90
100	91	132.0	61.0	61.0	0.329	140.9	61.4	61.4	0.328	149.7	61.7	61.7	0.328	100	91
100	92	137.1	61.4	61.4	0.314	146.3	61.8	61.8	0.313	155.4	62.2	62.2	0.313	100	92
100	93	142.3	61.8	61.8	0.300	151.9	62.2	62.2	0.299	161.3	62.6	62.6	0.299	100	93
100	94	147.7	62.3	62.3	0.286	157.6	62.7	62.7	0.286	167.4	63.1	63.1	0.285	100	94
100	95	153.1	62.7	62.7	0.273	163.4	63.1	63.1	0.273	173.6	63.5	63.5	0.272	100	95
100	96	158.7	63.2	63.2	0.261	169.4	63.6	63.6	0.260	179.9	64.0	64.0	0.260	100	96
100	97	164.5	63.6	63.6	0.249	175.5	64.1	64.1	0.249	186.4	64.5	64.5	0.248	100	97
105	71	54.21	56.4	53.5	0.959	58.06	56.5	53.6	0.963	61.87	56.6	53.7	0.966	105	71
105	72	56.41	56.9	54.1	0.913	60.34	57.0	54.2	0.917	64.23	57.1	54.4	0.921	105	72
105	73	58.98	57.3	54.6	0.867	63.03	57.5	54.8	0.871	67.04	57.6	55.0	0.875	105	73
105	74	61.86	57.6	55.1	0.823	66.06	57.8	55.3	0.827	70.21	58.0	55.4	0.830	105	74
105	75	64.99	57.9	55.4	0.780	69.36	58.1	55.7	0.784	73.67	58.3	55.9	0.787	105	75
105	76	68.37	58.1	55.8	0.740	72.92	58.3	56.0	0.743	77.41	58.5	56.2	0.747	105	76
105	77	71.95	58.2	56.1	0.702	76.75	58.5	56.3	0.705	81.46	58.7	56.5	0.708	105	77
105	78	75.62	58.4	56.3	0.667	80.66	58.6	56.6	0.670	85.62	58.9	56.9	0.672	105	78
105	79	79.36	58.5	56.6	0.634	84.66	58.8	56.9	0.637	89.88	59.0	57.2	0.639	105	79
105	80	83.20	58.7	57.0	0.604	88.76	59.0	57.2	0.606	94.23	59.2	57.5	0.608	105	80
105	81	87.12	58.8	57.3	0.576	92.95	59.1	57.6	0.578	98.69	59.4	57.8	0.579	105	81
105	82	91.14	59.0	57.6	0.549	97.24	59.3	57.9	0.551	103.3	59.6	58.2	0.552	105	82
105	83	95.25	59.2	57.9	0.525	101.6	59.5	58.2	0.526	107.9	59.8	58.5	0.527	105	83
105	84	99.46	59.4	58.3	0.502	106.1	59.7	58.6	0.502	112.7	60.0	58.9	0.503	105	84
105	85	103.8	59.6	58.6	0.480	110.7	59.9	59.0	0.480	117.6	60.2	59.3	0.481	105	85
105	86	108.2	59.7	59.0	0.459	115.4	60.1	59.3	0.460	122.6	60.4	59.6	0.460	105	86
105	87	112.7	59.9	59.4	0.440	120.3	60.3	59.7	0.440	127.7	60.7	60.0	0.440	105	87
105	88	117.3	60.1	59.7	0.421	125.2	60.5	60.1	0.422	133.0	60.9	60.4	0.422	105	88
105	89	122.0	60.3	60.1	0.404	130.3	60.7	60.5	0.404	138.3	61.1	60.8	0.404	105	89
105	90	126.9	60.5	60.5	0.388	135.4	61.0	60.9	0.388	143.8	61.4	61.3	0.387	105	90
105	91	131.9	60.9	60.9	0.371	140.7	61.3	61.3	0.371	149.5	61.7	61.7	0.371	105	91
105	92	136.9	61.3	61.3	0.354	146.2	61.7	61.7	0.354	155.2	62.1	62.1	0.354	105	92
105	93	142.2	61.8	61.8	0.339	151.7	62.2	62.2	0.339	161.1	62.6	62.6	0.339	105	93
105	94	147.5	62.2	62.2	0.324	157.4	62.6	62.6	0.324	167.2	63.0	63.0	0.324	105	94
105	95	153.0	62.7	62.7	0.310	163.2	63.1	63.1	0.310	173.4	63.5	63.5	0.309	105	95
105	96	158.6	63.1	63.1	0.297	169.2	63.6	63.6	0.296	179.7	64.0	64.0	0.296	105	96
105	97	164.3	63.6	63.6	0.284	175.3	64.0	64.0	0.283	186.2	64.5	64.5	0.283	105	97
105	98	170.2	64.1	64.1	0.271	181.6	64.5	64.5	0.271	192.9	65.0	65.0	0.270	105	98
105	99	176.2	64.6	64.6	0.260	188.0	65.0	65.0	0.259	199.7	65.5	65.5	0.258	105	99
105	100	182.3	65.1	65.1	0.249	194.6	65.5	65.5	0.248	206.7	66.0	66.0	0.247	105	100
105	101	188.7	65.6	65.6	0.238	201.4	66.1	66.1	0.237	213.8	66.6	66.6	0.236	105	101
105	102	195.1	66.1	66.1	0.227	208.3	66.6	66.6	0.227	221.2	67.1	67.1	0.226	105	102

MIL-PRF-2939G  
w/INT AMENDMENT 1

APPENDIX A

**DW COIL PERFORMANCE CHART**      **Coil Size: DW 65**  
**Entering Water = 45**      **Leaving Water = 51.67**

AIR TEMP. (°F)		AIRFLOW												AIR TEMP (°F)	
		850 CFM (FPM = 283)				1000 CFM (FPM = 333)				1150 CFM ( FPM = 383)					
EDB	EWB	MBH	LDB	LWB	SHR	MBH	LDB	LWB	SHR	MBH	LDB	LWB	SHR	EDB	EWB
75	59	23.59	49.6	48.6	1.000	27.45	49.9	48.7	1.000	31.24	50.2	48.8	1.000	75	59
75	60	24.97	49.6	49.2	0.947	28.82	49.8	49.4	0.956	32.59	50.1	49.6	0.964	75	60
75	61	26.66	50.0	49.6	0.873	30.66	50.3	49.9	0.882	34.54	50.6	50.1	0.891	75	61
75	62	28.76	50.3	49.9	0.802	32.98	50.6	50.2	0.811	37.06	51.0	50.5	0.819	75	62
75	63	31.18	50.4	50.1	0.737	35.69	50.8	50.5	0.745	40.03	51.2	50.8	0.752	75	63
75	64	33.83	50.4	50.2	0.679	38.70	50.9	50.6	0.685	43.36	51.3	51.0	0.692	75	64
75	65	36.67	50.4	50.2	0.628	41.95	50.9	50.7	0.633	46.99	51.4	51.1	0.638	75	65
75	66	39.57	50.4	50.2	0.583	45.30	50.9	50.7	0.586	50.78	51.4	51.2	0.590	75	66
75	67	42.52	50.4	50.3	0.543	48.72	50.9	50.8	0.546	54.65	51.4	51.2	0.548	75	67
75	68	45.53	50.4	50.3	0.508	52.20	51.0	50.8	0.510	58.59	51.5	51.3	0.511	75	68
75	69	48.60	50.4	50.3	0.477	55.75	51.0	50.9	0.477	62.61	51.5	51.4	0.478	75	69
75	70	51.73	50.4	50.4	0.448	59.38	51.0	51.0	0.448	66.71	51.5	51.5	0.448	75	70
75	71	54.93	50.5	50.5	0.422	63.08	51.1	51.1	0.421	70.90	51.6	51.6	0.421	75	71
75	72	58.19	50.5	50.5	0.398	66.86	51.2	51.2	0.397	75.18	51.7	51.7	0.396	75	72
80	61	28.11	49.8	48.9	1.000	32.74	50.1	49.0	1.000	37.30	50.4	49.1	1.000	80	61
80	62	29.98	49.8	49.3	0.939	34.63	50.1	49.5	0.947	39.17	50.3	49.8	0.954	80	62
80	63	31.89	50.1	49.7	0.873	36.72	50.5	50.0	0.881	41.41	50.8	50.3	0.889	80	63
80	64	34.16	50.4	49.9	0.809	39.24	50.8	50.3	0.818	44.15	51.1	50.6	0.825	80	64
80	65	36.71	50.5	50.1	0.751	42.10	51.0	50.5	0.759	47.29	51.4	50.9	0.766	80	65
80	66	39.46	50.6	50.2	0.698	45.22	51.1	50.7	0.705	50.76	51.5	51.1	0.711	80	66
80	67	42.39	50.6	50.2	0.651	48.56	51.1	50.8	0.656	54.49	51.6	51.2	0.661	80	67
80	68	45.40	50.6	50.3	0.609	52.04	51.1	50.8	0.613	58.41	51.6	51.3	0.617	80	68
80	69	48.46	50.6	50.3	0.571	55.59	51.1	50.9	0.574	62.43	51.7	51.4	0.577	80	69
80	70	51.59	50.6	50.4	0.537	59.21	51.2	51.0	0.539	66.53	51.7	51.5	0.541	80	70
80	71	54.78	50.6	50.4	0.506	62.91	51.2	51.1	0.508	70.72	51.8	51.6	0.509	80	71
80	72	58.04	50.6	50.5	0.478	66.68	51.2	51.1	0.479	74.99	51.8	51.7	0.480	80	72
80	73	61.37	50.6	50.6	0.453	70.54	51.3	51.2	0.453	79.36	51.9	51.8	0.453	80	73
80	74	64.77	50.7	50.7	0.429	74.48	51.3	51.3	0.429	83.82	52.0	52.0	0.428	80	74
80	75	68.25	50.7	50.7	0.406	78.51	51.4	51.4	0.406	88.39	52.1	52.1	0.405	80	75
80	76	71.81	50.8	50.8	0.386	82.63	51.6	51.6	0.385	93.05	52.2	52.2	0.384	80	76
80	77	75.44	50.9	50.9	0.367	86.84	51.7	51.7	0.365	97.82	52.4	52.4	0.364	80	77
85	63	33.44	49.5	48.9	0.988	38.01	50.3	49.4	1.000	43.33	50.6	49.5	1.000	85	63
85	64	35.14	50.0	49.4	0.928	40.60	50.3	49.7	0.936	45.93	50.6	50.0	0.943	85	64
85	65	37.27	50.3	49.8	0.868	42.94	50.7	50.1	0.876	48.45	51.1	50.4	0.884	85	65
85	66	39.72	50.5	50.0	0.811	45.67	51.0	50.4	0.819	51.44	51.4	50.8	0.826	85	66
85	67	42.41	50.6	50.2	0.758	48.70	51.1	50.6	0.765	54.77	51.6	51.1	0.772	85	67
85	68	45.29	50.7	50.3	0.709	51.97	51.2	50.8	0.716	58.40	51.7	51.2	0.722	85	68
85	69	48.32	50.7	50.3	0.665	55.44	51.3	50.9	0.671	62.27	51.8	51.4	0.676	85	69
85	70	51.45	50.7	50.4	0.626	59.05	51.3	51.0	0.630	66.35	51.9	51.5	0.634	85	70
85	71	54.64	50.7	50.4	0.590	62.74	51.4	51.0	0.593	70.53	51.9	51.6	0.597	85	71
85	72	57.89	50.7	50.5	0.557	66.51	51.4	51.1	0.560	74.80	52.0	51.7	0.562	85	72
85	73	61.22	50.8	50.6	0.527	70.37	51.4	51.2	0.529	79.16	52.0	51.8	0.531	85	73
85	74	64.62	50.8	50.6	0.500	74.31	51.5	51.3	0.501	83.62	52.1	51.9	0.503	85	74
85	75	68.09	50.8	50.7	0.475	78.33	51.5	51.4	0.476	88.18	52.2	52.1	0.476	85	75
85	76	71.65	50.8	50.8	0.452	82.45	51.6	51.5	0.452	92.84	52.3	52.2	0.452	85	76
85	77	75.28	50.9	50.9	0.430	86.65	51.6	51.6	0.430	97.61	52.3	52.3	0.430	85	77
85	78	78.99	51.0	51.0	0.409	90.96	51.8	51.8	0.409	102.5	52.5	52.5	0.408	85	78
85	79	82.80	51.1	51.1	0.390	95.36	51.9	51.9	0.389	107.5	52.6	52.6	0.388	85	79
85	80	86.69	51.2	51.2	0.372	99.87	52.0	52.0	0.371	112.6	52.8	52.8	0.369	85	80
85	81	90.67	51.3	51.3	0.355	104.5	52.2	52.2	0.353	117.8	52.9	52.9	0.352	85	81
85	82	94.75	51.4	51.4	0.339	109.2	52.3	52.3	0.337	123.1	53.1	53.1	0.336	85	82

MIL-PRF-2939G  
w/INT AMENDMENT 1

APPENDIX A

DW COIL PERFORMANCE CHART      Coil Size: DW 65  
Entering Water = 45      Leaving Water = 51.67

AIR TEMP. ( °F )		AIRFLOW												AIR TEMP ( °F )	
		850 CFM ( FPM = 283 )				1000 CFM ( FPM = 333 )				1150 CFM ( FPM = 383 )					
EDB	EWB	MBH	LDB	LWB	SHR	MBH	LDB	LWB	SHR	MBH	LDB	LWB	SHR	EDB	EWB
90	65	38.51	49.8	49.1	0.971	44.64	50.1	49.4	0.978	50.65	50.4	49.6	0.985	90	65
90	66	40.49	50.2	49.6	0.915	46.78	50.6	49.9	0.923	52.92	51.0	50.2	0.930	90	66
90	67	42.85	50.5	49.9	0.860	49.38	51.0	50.3	0.868	55.74	51.4	50.7	0.875	90	67
90	68	45.48	50.7	50.1	0.808	52.33	51.2	50.6	0.815	58.97	51.6	51.0	0.822	90	68
90	69	48.32	50.8	50.2	0.759	55.54	51.3	50.8	0.766	62.52	51.8	51.2	0.773	90	69
90	70	51.33	50.9	50.4	0.715	58.97	51.4	50.9	0.721	66.33	52.0	51.4	0.727	90	70
90	71	54.49	50.9	50.4	0.674	62.58	51.5	51.0	0.679	70.37	52.1	51.6	0.684	90	71
90	72	57.74	50.9	50.5	0.636	66.35	51.5	51.1	0.641	74.61	52.1	51.7	0.645	90	72
90	73	61.07	50.9	50.6	0.602	70.20	51.6	51.2	0.606	78.97	52.2	51.8	0.609	90	73
90	74	64.46	50.9	50.6	0.571	74.13	51.6	51.3	0.574	83.43	52.3	51.9	0.577	90	74
90	75	67.93	51.0	50.7	0.543	78.15	51.7	51.4	0.545	87.98	52.3	52.0	0.547	90	75
90	76	71.48	51.0	50.8	0.516	82.26	51.7	51.5	0.517	92.64	52.4	52.2	0.519	90	76
90	77	75.11	51.0	50.9	0.491	86.47	51.8	51.6	0.492	97.40	52.5	52.3	0.493	90	77
90	78	78.83	51.1	51.0	0.469	90.77	51.8	51.7	0.469	102.3	52.6	52.5	0.470	90	78
90	79	82.63	51.1	51.1	0.447	95.17	51.9	51.9	0.447	107.3	52.7	52.6	0.448	90	79
90	80	86.51	51.2	51.2	0.427	99.67	52.0	52.0	0.427	112.3	52.8	52.8	0.427	90	80
90	81	90.49	51.3	51.3	0.408	104.3	52.1	52.1	0.407	117.6	52.9	52.9	0.407	90	81
90	82	94.56	51.4	51.4	0.390	109.0	52.3	52.3	0.389	122.9	53.1	53.1	0.388	90	82
90	83	98.73	51.5	51.5	0.373	113.8	52.4	52.4	0.372	128.4	53.3	53.3	0.371	90	83
90	84	103.0	51.7	51.7	0.357	118.8	52.6	52.6	0.356	134.0	53.4	53.4	0.354	90	84
90	85	107.4	51.8	51.8	0.342	123.8	52.7	52.7	0.340	139.7	53.6	53.6	0.339	90	85
90	86	111.9	51.9	51.9	0.328	129.0	52.9	52.9	0.326	145.6	53.8	53.8	0.324	90	86
90	87	116.4	52.1	52.1	0.314	134.3	53.1	53.1	0.312	151.6	54.0	54.0	0.310	90	87
95	67	43.81	50.1	49.4	0.954	50.74	50.5	49.7	0.961	57.55	50.8	50.0	0.967	95	67
95	68	46.06	50.5	49.7	0.901	53.21	50.9	50.1	0.909	60.18	51.3	50.5	0.916	95	68
95	69	48.64	50.7	50.0	0.850	56.08	51.2	50.5	0.858	63.30	51.7	50.9	0.865	95	69
95	70	51.46	50.9	50.2	0.802	59.24	51.4	50.7	0.809	66.79	51.9	51.2	0.816	95	70
95	71	54.46	51.0	50.4	0.757	62.65	51.6	50.9	0.764	70.56	52.1	51.4	0.770	95	71
95	72	57.62	51.0	50.5	0.716	66.25	51.7	51.1	0.722	74.57	52.3	51.6	0.727	95	72
95	73	60.92	51.1	50.5	0.677	70.03	51.7	51.2	0.683	78.80	52.4	51.8	0.688	95	73
95	74	64.31	51.1	50.6	0.642	73.95	51.8	51.3	0.647	83.23	52.4	51.9	0.651	95	74
95	75	67.78	51.1	50.7	0.610	77.97	51.8	51.4	0.614	87.78	52.5	52.0	0.617	95	75
95	76	71.32	51.1	50.8	0.580	82.08	51.9	51.5	0.583	92.43	52.6	52.2	0.586	95	76
95	77	74.95	51.2	50.9	0.553	86.28	51.9	51.6	0.555	97.19	52.7	52.3	0.557	95	77
95	78	78.66	51.2	51.0	0.527	90.58	52.0	51.7	0.529	102.1	52.7	52.4	0.530	95	78
95	79	82.45	51.2	51.1	0.503	94.97	52.1	51.9	0.504	107.0	52.8	52.6	0.506	95	79
95	80	86.34	51.3	51.2	0.481	99.47	52.1	52.0	0.482	112.1	52.9	52.7	0.482	95	80
95	81	90.31	51.3	51.3	0.460	104.1	52.2	52.1	0.460	117.3	53.0	52.9	0.461	95	81
95	82	94.38	51.4	51.4	0.441	108.8	52.3	52.3	0.441	122.7	53.1	53.1	0.441	95	82
95	83	98.55	51.5	51.5	0.422	113.6	52.4	52.4	0.421	128.1	53.2	53.2	0.421	95	83
95	84	102.8	51.6	51.6	0.404	118.6	52.6	52.6	0.403	133.7	53.4	53.4	0.403	95	84
95	85	107.2	51.8	51.8	0.387	123.6	52.7	52.7	0.386	139.5	53.6	53.6	0.385	95	85
95	86	111.7	51.9	51.9	0.371	128.8	52.9	52.9	0.370	145.3	53.8	53.8	0.369	95	86
95	87	116.2	52.0	52.0	0.356	134.1	53.0	53.0	0.354	151.3	54.0	54.0	0.353	95	87
95	88	120.9	52.2	52.2	0.342	139.5	53.2	53.2	0.340	157.5	54.2	54.2	0.338	95	88
95	89	125.7	52.3	52.3	0.328	145.1	53.4	53.4	0.326	163.8	54.4	54.4	0.324	95	89
95	90	130.7	52.5	52.5	0.315	150.8	53.6	53.6	0.313	170.2	54.6	54.6	0.311	95	90
95	91	135.7	52.6	52.6	0.303	156.6	53.8	53.8	0.301	176.8	54.8	54.8	0.298	95	91
95	92	140.9	52.8	52.8	0.291	162.6	54.0	54.0	0.289	183.6	55.1	55.1	0.286	95	92



MIL-PRF-2939G  
w/INT AMENDMENT 1

APPENDIX A

DW COIL PERFORMANCE CHART      Coil Size: DW 65  
Entering Water = 45      Leaving Water = 51.67

AIR TEMP. (°F)		AIRFLOW												AIR TEMP (°F)	
EDB	EWB	850 CFM (FPM = 283)				1000 CFM (FPM = 333)				1150 CFM ( FPM = 383)				EDB	EWB
		MBH	LDB	LWB	SHR	MBH	LDB	LWB	SHR	MBH	LDB	LWB	SHR		
100	69	49.38	50.4	49.6	0.935	57.16	50.9	50.0	0.942	64.77	51.2	50.3	0.949	100	69
100	70	51.89	50.7	49.9	0.886	59.93	51.2	50.4	0.893	67.77	51.7	50.8	0.900	100	70
100	71	54.68	50.9	50.2	0.838	63.06	51.5	50.7	0.846	71.19	52.0	51.1	0.853	100	71
100	72	57.68	51.1	50.4	0.794	66.44	51.7	50.9	0.801	74.93	52.2	51.4	0.807	100	72
100	73	60.85	51.2	50.5	0.752	70.05	51.8	51.1	0.758	78.93	52.4	51.6	0.765	100	73
100	74	64.17	51.2	50.6	0.713	73.84	51.9	51.2	0.719	83.16	52.6	51.8	0.725	100	74
100	75	67.62	51.3	50.7	0.678	77.79	52.0	51.4	0.683	87.59	52.7	52.0	0.687	100	75
100	76	71.16	51.3	50.8	0.645	81.89	52.0	51.5	0.649	92.22	52.7	52.1	0.653	100	76
100	77	74.79	51.3	50.9	0.614	86.09	52.1	51.6	0.617	96.98	52.8	52.3	0.621	100	77
100	78	78.49	51.4	50.9	0.585	90.38	52.2	51.7	0.588	101.8	52.9	52.4	0.591	100	78
100	79	82.28	51.4	51.0	0.559	94.78	52.2	51.8	0.561	106.8	53.0	52.6	0.564	100	79
100	80	86.16	51.4	51.1	0.534	99.27	52.3	52.0	0.536	111.9	53.1	52.7	0.538	100	80
100	81	90.14	51.5	51.3	0.511	103.9	52.4	52.1	0.512	117.1	53.2	52.9	0.514	100	81
100	82	94.20	51.5	51.4	0.489	108.6	52.4	52.2	0.490	122.4	53.3	53.0	0.491	100	82
100	83	98.36	51.6	51.5	0.469	113.4	52.5	52.4	0.470	127.9	53.4	53.2	0.470	100	83
100	84	102.6	51.6	51.6	0.450	118.3	52.6	52.5	0.450	133.5	53.5	53.4	0.450	100	84
100	85	107.0	51.7	51.7	0.432	123.4	52.7	52.7	0.432	139.2	53.6	53.6	0.432	100	85
100	86	111.5	51.9	51.9	0.414	128.6	52.8	52.8	0.414	145.1	53.7	53.7	0.414	100	86
100	87	116.0	52.0	52.0	0.397	133.9	53.0	53.0	0.397	151.1	53.9	53.9	0.396	100	87
100	88	120.7	52.2	52.2	0.382	139.3	53.2	53.2	0.381	157.2	54.1	54.1	0.380	100	88
100	89	125.5	52.3	52.3	0.367	144.9	53.4	53.4	0.365	163.5	54.4	54.4	0.364	100	89
100	90	130.5	52.5	52.5	0.352	150.6	53.6	53.6	0.351	170.0	54.6	54.6	0.350	100	90
100	91	135.5	52.6	52.6	0.339	156.4	53.8	53.8	0.337	176.6	54.8	54.8	0.336	100	91
100	92	140.7	52.8	52.8	0.326	162.4	54.0	54.0	0.324	183.4	55.0	55.0	0.322	100	92
100	93	146.0	53.0	53.0	0.314	168.5	54.2	54.2	0.312	190.3	55.3	55.3	0.310	100	93
100	94	151.4	53.1	53.1	0.302	174.8	54.4	54.4	0.300	197.4	55.5	55.5	0.297	100	94
100	95	157.0	53.3	53.3	0.291	181.3	54.6	54.6	0.288	204.7	55.8	55.8	0.286	100	95
100	96	162.7	53.5	53.5	0.280	187.9	54.8	54.8	0.277	212.2	56.1	56.1	0.275	100	96
100	97	168.6	53.7	53.7	0.270	194.6	55.1	55.1	0.267	219.8	56.3	56.3	0.264	100	97
105	71	55.22	50.8	49.8	0.916	63.88	51.2	50.3	0.923	72.37	51.7	50.6	0.930	105	71
105	72	57.99	51.0	50.1	0.870	66.97	51.6	50.6	0.877	75.71	52.0	51.1	0.884	105	72
105	73	61.00	51.2	50.3	0.825	70.35	51.8	50.9	0.832	79.42	52.3	51.4	0.839	105	73
105	74	64.18	51.3	50.5	0.784	73.96	51.9	51.1	0.790	83.42	52.6	51.7	0.797	105	74
105	75	67.53	51.4	50.6	0.745	77.77	52.1	51.3	0.751	87.66	52.7	51.9	0.757	105	75
105	76	71.01	51.4	50.7	0.709	81.75	52.2	51.4	0.714	87.66	52.7	51.9	0.757	105	75
105	76	71.01	51.4	50.7	0.709	81.75	52.2	51.4	0.714	92.12	52.9	52.1	0.719	105	76
105	77	74.62	51.5	50.8	0.675	85.90	52.3	51.6	0.680	96.77	53.0	52.2	0.685	105	77
105	78	78.33	51.5	50.9	0.644	90.19	52.3	51.7	0.648	101.6	53.1	52.4	0.652	105	78
105	79	82.12	51.5	51.0	0.615	94.58	52.4	51.8	0.618	106.6	53.1	52.5	0.622	105	79
105	80	85.99	51.6	51.1	0.588	99.07	52.4	51.9	0.590	111.7	53.2	52.7	0.593	105	80
105	81	89.96	51.6	51.2	0.562	103.7	52.5	52.1	0.564	116.9	53.3	52.8	0.567	105	81
105	82	94.02	51.7	51.3	0.538	108.4	52.6	52.2	0.540	122.2	53.4	53.0	0.542	105	82
105	83	98.18	51.7	51.5	0.516	113.2	52.7	52.4	0.517	127.7	53.5	53.2	0.519	105	83
105	84	102.4	51.8	51.6	0.495	118.1	52.7	52.5	0.496	133.3	53.6	53.4	0.497	105	84
105	85	106.8	51.8	51.7	0.475	123.2	52.8	52.7	0.476	139.0	53.7	53.5	0.476	105	85
105	86	111.3	51.9	51.8	0.457	128.3	52.9	52.8	0.457	144.8	53.9	53.7	0.457	105	86
105	87	115.8	52.0	52.0	0.439	133.6	53.0	53.0	0.439	150.8	54.0	53.9	0.439	105	87
105	88	120.5	52.1	52.1	0.421	139.1	53.2	53.2	0.421	157.0	54.1	54.1	0.421	105	88
105	89	125.3	52.3	52.3	0.405	144.6	53.3	53.3	0.405	163.3	54.3	54.3	0.404	105	89
105	90	130.3	52.4	52.4	0.389	150.3	53.5	53.5	0.389	169.7	54.5	54.5	0.388	105	90
105	91	135.3	52.6	52.6	0.375	156.2	53.7	53.7	0.374	176.3	54.8	54.8	0.373	105	91
105	92	140.5	52.8	52.8	0.360	162.2	53.9	53.9	0.359	183.1	55.0	55.0	0.358	105	92
105	93	145.8	52.9	52.9	0.347	168.3	54.1	54.1	0.345	190.0	55.2	55.2	0.344	105	93
105	94	151.2	53.1	53.1	0.334	174.6	54.3	54.3	0.332	197.1	55.5	55.5	0.331	105	94
105	95	156.8	53.3	53.3	0.322	181.0	54.6	54.6	0.320	204.4	55.7	55.7	0.318	105	95
105	96	162.5	53.5	53.5	0.310	187.6	54.8	54.8	0.308	211.9	56.0	56.0	0.306	105	96
105	97	168.3	53.7	53.7	0.299	194.4	55.0	55.0	0.297	219.5	56.3	56.3	0.295	105	97
105	98	174.3	53.9	53.9	0.288	201.3	55.3	55.3	0.286	227.4	56.6	56.6	0.283	105	98
105	99	180.5	54.1	54.1	0.278	208.4	55.6	55.6	0.275	235.4	56.9	56.9	0.273	105	99
105	100	186.8	54.4	54.4	0.268	215.7	55.8	55.8	0.265	243.7	57.2	57.2	0.263	105	100
105	101	193.3	54.6	54.6	0.259	223.2	56.1	56.1	0.256	252.1	57.5	57.5	0.253	105	101
105	102	199.9	54.8	54.8	0.250	230.9	56.4	56.4	0.246	260.8	57.8	57.8	0.244	105	102

MIL-PRF-2939G  
w/INT AMENDMENT 1

APPENDIX A

**DW COIL PERFORMANCE CHART**      **Coil Size: DW 65**  
**Entering Water = 45**      **Leaving Water = 51.67**

AIR TEMP. (°F)		AIRFLOW												AIR TEMP (°F)	
		1300 CFM (FPM = 433)				1450 CFM (FPM = 483)				1600 CFM ( FPM = 533)					
EDB	EWB	MBH	LDB	LWB	SHR	MBH	LDB	LWB	SHR	MBH	LDB	LWB	SHR	EDB	EWB
75	59	34.98	50.4	48.9	1.000	38.66	50.6	49.0	1.000	42.29	50.8	49.1	1.000	75	59
75	60	36.28	50.3	49.8	0.971	39.90	50.4	49.9	0.978	43.45	50.6	50.1	0.984	75	60
75	61	38.33	50.8	50.4	0.899	42.02	51.1	50.6	0.906	45.63	51.3	50.8	0.913	75	61
75	62	41.01	51.2	50.8	0.827	44.85	51.5	51.1	0.834	48.59	51.7	51.3	0.841	75	62
75	63	44.22	51.5	51.1	0.759	48.27	51.8	51.4	0.766	52.20	52.1	51.7	0.772	75	63
75	64	47.85	51.7	51.3	0.697	52.18	52.0	51.7	0.703	56.36	52.3	51.9	0.709	75	64
75	65	51.82	51.8	51.5	0.642	56.48	52.1	51.8	0.647	60.97	52.5	52.1	0.651	75	65
75	66	56.04	51.8	51.6	0.594	61.10	52.2	51.9	0.597	65.98	52.6	52.3	0.600	75	66
75	67	60.34	51.9	51.7	0.551	65.83	52.3	52.1	0.553	71.12	52.6	52.4	0.556	75	67
75	68	64.73	51.9	51.8	0.513	70.65	52.3	52.2	0.515	76.36	52.7	52.6	0.516	75	68
75	69	69.21	52.0	51.9	0.479	75.57	52.4	52.3	0.480	81.71	52.8	52.7	0.481	75	69
75	70	73.78	52.0	52.0	0.449	80.59	52.5	52.5	0.449	87.16	52.9	52.9	0.449	75	70
75	71	78.44	52.1	52.1	0.421	85.71	52.6	52.6	0.421	92.74	53.0	53.0	0.421	75	71
75	72	83.20	52.3	52.3	0.395	90.95	52.7	52.7	0.395	98.43	53.2	53.2	0.394	75	72
80	61	41.79	50.6	49.2	1.000	46.22	50.9	49.4	1.000	50.59	51.1	49.5	1.000	80	61
80	62	43.62	50.6	50.0	0.961	47.99	50.8	50.1	0.968	52.28	50.9	50.3	0.974	80	62
80	63	45.97	51.1	50.5	0.897	50.44	51.3	50.8	0.904	54.80	51.6	51.0	0.910	80	63
80	64	48.91	51.5	51.0	0.833	53.54	51.8	51.2	0.840	58.06	52.0	51.5	0.847	80	64
80	65	52.31	51.7	51.3	0.772	57.18	52.1	51.6	0.779	61.91	52.4	51.9	0.785	80	65
80	66	56.09	51.9	51.5	0.717	61.25	52.3	51.8	0.723	66.24	52.6	52.2	0.728	80	66
80	67	60.18	52.0	51.6	0.666	65.68	52.4	52.0	0.671	70.99	52.8	52.4	0.676	80	67
80	68	64.54	52.1	51.8	0.621	70.44	52.5	52.2	0.625	76.13	52.9	52.5	0.628	80	68
80	69	69.01	52.1	51.9	0.580	75.35	52.6	52.3	0.583	81.47	53.0	52.7	0.586	80	69
80	70	73.57	52.2	52.0	0.543	80.36	52.7	52.4	0.546	86.92	53.1	52.9	0.548	80	70
80	71	78.23	52.3	52.1	0.511	85.48	52.8	52.6	0.512	92.49	53.2	53.0	0.514	80	71
80	72	82.99	52.4	52.2	0.481	90.72	52.9	52.7	0.482	98.18	53.3	53.2	0.483	80	72
80	73	87.86	52.4	52.4	0.453	96.06	53.0	52.9	0.454	104.0	53.4	53.4	0.454	80	73
80	74	92.83	52.5	52.5	0.429	101.5	53.1	53.0	0.428	109.9	53.6	53.5	0.429	80	74
80	75	97.91	52.7	52.7	0.405	107.1	53.2	53.2	0.404	116.0	53.7	53.7	0.404	80	75
80	76	103.1	52.8	52.8	0.383	112.8	53.4	53.4	0.382	122.2	53.9	53.9	0.381	80	76
80	77	108.4	53.0	53.0	0.362	118.6	53.6	53.6	0.361	128.6	54.1	54.1	0.360	80	77
85	63	48.58	50.9	49.7	1.000	53.76	51.1	49.8	1.000	58.87	51.4	49.9	1.000	85	63
85	64	51.15	50.9	50.2	0.950	56.27	51.1	50.4	0.956	61.30	51.4	50.6	0.962	85	64
85	65	53.82	51.4	50.7	0.891	59.07	51.7	51.0	0.898	64.20	51.9	51.2	0.904	85	65
85	66	57.03	51.7	51.1	0.833	62.47	52.1	51.4	0.840	67.77	52.4	51.7	0.846	85	66
85	67	60.65	52.0	51.4	0.778	66.35	52.4	51.8	0.785	71.88	52.7	52.1	0.791	85	67
85	68	64.61	52.2	51.7	0.728	70.62	52.6	52.0	0.733	76.44	53.0	52.4	0.739	85	68
85	69	68.86	52.3	51.8	0.681	75.22	52.7	52.3	0.686	81.38	53.2	52.6	0.691	85	69
85	70	73.37	52.4	52.0	0.638	80.14	52.9	52.4	0.642	86.68	53.3	52.8	0.647	85	70
85	71	78.03	52.5	52.1	0.600	85.26	52.9	52.6	0.603	92.25	53.4	53.0	0.606	85	71
85	72	82.78	52.5	52.2	0.565	90.49	53.0	52.7	0.567	97.93	53.5	53.2	0.570	85	72
85	73	87.64	52.6	52.4	0.533	95.82	53.1	52.9	0.535	103.7	53.6	53.3	0.537	85	73
85	74	92.61	52.7	52.5	0.504	101.3	53.2	53.0	0.505	109.7	53.7	53.5	0.507	85	74
85	75	97.68	52.8	52.6	0.477	106.9	53.3	53.2	0.478	115.7	53.9	53.7	0.479	85	75
85	76	102.9	52.9	52.8	0.453	112.6	53.5	53.4	0.453	121.9	54.0	53.9	0.453	85	76
85	77	108.2	53.0	53.0	0.430	118.4	53.6	53.5	0.430	128.3	54.1	54.1	0.430	85	77
85	78	113.6	53.1	53.1	0.408	124.4	53.7	53.7	0.408	134.8	54.3	54.3	0.408	85	78
85	79	119.2	53.3	53.3	0.387	130.5	53.9	53.9	0.387	141.4	54.5	54.5	0.386	85	79
85	80	124.8	53.5	53.5	0.368	136.7	54.1	54.1	0.368	148.2	54.7	54.7	0.367	85	80
85	81	130.7	53.7	53.7	0.351	143.1	54.3	54.3	0.349	155.1	55.0	55.0	0.348	85	81
85	82	136.6	53.9	53.9	0.334	149.6	54.5	54.5	0.332	162.2	55.2	55.2	0.331	85	82

MIL-PRF-2939G  
w/INT AMENDMENT 1

APPENDIX A

**DW COIL PERFORMANCE CHART**      **Coil Size: DW 65**  
**Entering Water = 45**      **Leaving Water = 51.67**

AIR TEMP. (°F)		1300 CFM (FPM = 433)					AIRFLOW					1600 CFM ( FPM = 533)					AIR TEMP (°F)	
		MBH	LDB	LWB	SHR		MBH	LDB	LWB	SHR		MBH	LDB	LWB	SHR			
90	65	56.57	50.6	49.8	0.990		61.28	51.4	50.3	1.000		67.14	51.7	50.4	1.000		90	65
90	66	58.92	51.3	50.5	0.937		64.82	51.5	50.7	0.943		70.60	51.8	51.0	0.949		90	66
90	67	61.93	51.7	51.0	0.882		67.98	52.0	51.3	0.889		73.89	52.3	51.5	0.895		90	67
90	68	65.41	52.0	51.4	0.829		71.68	52.4	51.7	0.836		77.80	52.8	52.0	0.842		90	68
90	69	69.27	52.3	51.6	0.779		75.82	52.7	52.0	0.785		82.20	53.1	52.4	0.791		90	69
90	70	73.44	52.5	51.9	0.732		80.32	52.9	52.3	0.738		87.00	53.3	52.7	0.743		90	70
90	71	77.88	52.6	52.1	0.689		85.14	53.1	52.5	0.694		92.17	53.5	52.9	0.699		90	71
90	72	82.57	52.7	52.2	0.649		90.26	53.2	52.7	0.653		97.68	53.7	53.1	0.658		90	72
90	73	87.43	52.8	52.3	0.613		95.59	53.3	52.8	0.616		103.5	53.8	53.3	0.620		90	73
90	74	92.39	52.9	52.5	0.579		101.0	53.4	53.0	0.582		109.4	53.9	53.5	0.585		90	74
90	75	97.46	53.0	52.6	0.549		106.6	53.5	53.2	0.551		115.5	54.0	53.7	0.553		90	75
90	76	102.6	53.0	52.8	0.521		112.3	53.6	53.3	0.522		121.7	54.2	53.9	0.524		90	76
90	77	107.9	53.1	52.9	0.495		118.1	53.7	53.5	0.496		128.0	54.3	54.1	0.497		90	77
90	78	113.4	53.2	53.1	0.470		124.1	53.9	53.7	0.471		134.5	54.5	54.3	0.472		90	78
90	79	118.9	53.4	53.3	0.448		130.2	54.0	53.9	0.448		141.1	54.6	54.5	0.449		90	79
90	80	124.6	53.5	53.5	0.427		136.4	54.1	54.1	0.427		147.9	54.8	54.7	0.427		90	80
90	81	130.4	53.6	53.6	0.407		142.8	54.3	54.3	0.407		154.8	54.9	54.9	0.407		90	81
90	82	136.3	53.8	53.8	0.388		149.3	54.5	54.5	0.387		161.9	55.2	55.2	0.387		90	82
90	83	142.4	54.0	54.0	0.370		156.0	54.7	54.7	0.369		169.2	55.4	55.4	0.368		90	83
90	84	148.7	54.2	54.2	0.353		162.9	55.0	55.0	0.352		176.7	55.7	55.7	0.351		90	84
90	85	155.0	54.4	54.4	0.337		169.9	55.2	55.2	0.336		184.3	55.9	55.9	0.335		90	85
90	86	161.6	54.6	54.6	0.322		177.1	55.4	55.4	0.321		192.1	56.2	56.2	0.319		90	86
90	87	168.3	54.9	54.9	0.308		184.4	55.7	55.7	0.306		200.0	56.4	56.4	0.305		90	87
95	67	64.23	51.1	50.2	0.973		70.80	51.4	50.4	0.979		77.27	51.6	50.7	0.984		95	67
95	68	67.00	51.7	50.8	0.922		73.68	52.0	51.1	0.929		80.23	52.3	51.3	0.935		95	68
95	69	70.34	52.1	51.2	0.872		77.21	52.4	51.6	0.878		83.93	52.8	51.9	0.884		95	69
95	70	74.11	52.4	51.6	0.823		81.24	52.8	52.0	0.829		88.18	53.2	52.3	0.835		95	70
95	71	78.22	52.6	51.9	0.776		85.65	53.1	52.3	0.782		92.89	53.5	52.7	0.788		95	71
95	72	82.62	52.8	52.1	0.733		90.41	53.3	52.6	0.738		97.97	53.7	53.0	0.744		95	72
95	73	87.26	52.9	52.3	0.692		95.45	53.5	52.8	0.697		103.4	53.9	53.3	0.702		95	73
95	74	92.17	53.0	52.5	0.655		100.8	53.6	53.0	0.659		109.2	54.1	53.5	0.663		95	74
95	75	97.24	53.1	52.6	0.621		106.4	53.7	53.2	0.624		115.2	54.2	53.7	0.628		95	75
95	76	102.4	53.2	52.8	0.589		112.1	53.8	53.3	0.592		121.4	54.4	53.8	0.595		95	76
95	77	107.7	53.3	52.9	0.559		117.9	53.9	53.5	0.562		127.7	54.5	54.0	0.564		95	77
95	78	113.1	53.4	53.1	0.532		123.8	54.0	53.7	0.534		134.2	54.6	54.2	0.536		95	78
95	79	118.7	53.5	53.3	0.507		129.9	54.2	53.9	0.508		140.8	54.8	54.5	0.510		95	79
95	80	124.3	53.6	53.4	0.483		136.2	54.3	54.1	0.484		147.6	54.9	54.7	0.485		95	80
95	81	130.2	53.7	53.6	0.461		142.5	54.4	54.3	0.462		154.5	55.1	54.9	0.463		95	81
95	82	136.1	53.9	53.8	0.441		149.1	54.6	54.5	0.441		161.6	55.3	55.1	0.441		95	82
95	83	142.2	54.0	54.0	0.421		155.8	54.7	54.7	0.421		168.9	55.4	55.4	0.421		95	83
95	84	148.4	54.2	54.2	0.402		162.6	54.9	54.9	0.402		176.3	55.6	55.6	0.402		95	84
95	85	154.8	54.4	54.4	0.385		169.6	55.2	55.2	0.384		184.0	55.9	55.9	0.384		95	85
95	86	161.3	54.6	54.6	0.368		176.8	55.4	55.4	0.367		191.7	56.1	56.1	0.367		95	86
95	87	168.0	54.8	54.8	0.352		184.1	55.7	55.7	0.351		199.7	56.4	56.4	0.350		95	87
95	88	174.8	55.1	55.1	0.337		191.6	55.9	55.9	0.336		207.9	56.7	56.7	0.335		95	88
95	89	181.8	55.3	55.3	0.323		199.3	56.2	56.2	0.321		216.3	57.0	57.0	0.320		95	89
95	90	189.0	55.6	55.6	0.309		207.2	56.4	56.4	0.308		224.8	57.3	57.3	0.306		95	90
95	91	196.4	55.8	55.8	0.296		215.3	56.7	56.7	0.295		233.6	57.6	57.6	0.293		95	91
95	92	203.9	56.1	56.1	0.284		223.6	57.0	57.0	0.282		242.6	57.9	57.9	0.280		95	92

MIL-PRF-2939G  
w/INT AMENDMENT 1

APPENDIX A

**DW COIL PERFORMANCE CHART**      **Coil Size: DW 65**  
**Entering Water = 45**      **Leaving Water = 51.67**

AIR TEMP. (°F)		1300 CFM (FPM = 433)					AIRFLOW				1600 CFM ( FPM = 533)				AIR TEMP (°F)	
		MBH	LDB	LWB	SHR		MBH	LDB	LWB	SHR	MBH	LDB	LWB	SHR		
100	69	72.24	51.6	50.6	0.955		79.58	51.9	50.9	0.961	86.80	52.2	51.1	0.966	100	69
100	70	75.42	52.1	51.1	0.907		82.92	52.4	51.5	0.913	90.26	52.8	51.8	0.919	100	70
100	71	79.10	52.4	51.5	0.859		86.82	52.9	51.9	0.866	94.37	53.2	52.3	0.872	100	71
100	72	83.16	52.7	51.9	0.814		91.17	53.2	52.3	0.820	98.98	53.6	52.7	0.826	100	72
100	73	87.53	53.0	52.1	0.770		95.88	53.4	52.6	0.776	104.0	53.9	53.0	0.782	100	73
100	74	92.17	53.1	52.4	0.730		100.9	53.7	52.9	0.735	109.4	54.2	53.3	0.740	100	74
100	75	97.05	53.3	52.6	0.692		106.2	53.8	53.1	0.697	115.1	54.4	53.6	0.702	100	75
100	76	102.2	53.4	52.7	0.657		111.8	54.0	53.3	0.661	121.1	54.5	53.8	0.665	100	76
100	77	107.5	53.5	52.9	0.624		117.6	54.1	53.5	0.628	127.5	54.7	54.0	0.631	100	77
100	78	112.9	53.6	53.1	0.594		123.6	54.2	53.7	0.597	133.9	54.8	54.2	0.600	100	78
100	79	118.4	53.7	53.2	0.566		129.7	54.3	53.9	0.568	140.6	55.0	54.4	0.571	100	79
100	80	124.1	53.8	53.4	0.540		135.9	54.5	54.0	0.542	147.3	55.1	54.7	0.544	100	80
100	81	129.9	53.9	53.6	0.515		142.3	54.6	54.3	0.517	154.3	55.3	54.9	0.518	100	81
100	82	135.8	54.0	53.8	0.492		148.8	54.8	54.5	0.493	161.3	55.4	55.1	0.495	100	82
100	83	141.9	54.2	54.0	0.471		155.5	54.9	54.7	0.472	168.6	55.6	55.3	0.472	100	83
100	84	148.1	54.3	54.2	0.451		162.3	55.1	54.9	0.451	176.0	55.8	55.6	0.452	100	84
100	85	154.5	54.4	54.4	0.432		169.3	55.2	55.1	0.432	183.6	56.0	55.8	0.432	100	85
100	86	161.0	54.6	54.6	0.413		176.5	55.4	55.4	0.414	191.4	56.1	56.1	0.413	100	86
100	87	167.7	54.8	54.8	0.396		183.8	55.6	55.6	0.396	199.4	56.4	56.4	0.396	100	87
100	88	174.5	55.0	55.0	0.379		191.3	55.9	55.9	0.379	207.6	56.7	56.7	0.378	100	88
100	89	181.6	55.3	55.3	0.363		199.0	56.1	56.1	0.363	215.9	56.9	56.9	0.362	100	89
100	90	188.7	55.5	55.5	0.348		206.9	56.4	56.4	0.348	224.5	57.2	57.2	0.347	100	90
100	91	196.1	55.8	55.8	0.334		215.0	56.7	56.7	0.333	233.3	57.5	57.5	0.332	100	91
100	92	203.6	56.0	56.0	0.321		223.2	57.0	57.0	0.319	242.3	57.9	57.9	0.318	100	92
100	93	211.3	56.3	56.3	0.308		231.7	57.3	57.3	0.306	251.5	58.2	58.2	0.305	100	93
100	94	219.2	56.6	56.6	0.296		240.4	57.6	57.6	0.294	260.9	58.5	58.5	0.292	100	94
100	95	227.3	56.9	56.9	0.284		249.3	57.9	57.9	0.282	270.5	58.9	58.9	0.280	100	95
100	96	235.7	57.2	57.2	0.273		258.4	58.2	58.2	0.270	280.4	59.2	59.2	0.269	100	96
100	97	244.2	57.5	57.5	0.262		267.7	58.6	58.6	0.260	290.6	59.6	59.6	0.258	100	97
105	71	80.65	52.1	51.0	0.936		88.79	52.4	51.3	0.942	96.78	52.8	51.6	0.948	105	71
105	72	84.23	52.5	51.5	0.890		92.57	52.9	51.8	0.896	100.7	53.3	52.2	0.902	105	72
105	73	88.25	52.8	51.9	0.846		96.85	53.3	52.3	0.852	105.3	53.7	52.7	0.858	105	73
105	74	92.60	53.1	52.2	0.803		101.5	53.6	52.6	0.809	110.2	54.1	53.1	0.815	105	74
105	75	97.24	53.3	52.4	0.763		106.5	53.9	52.9	0.768	115.6	54.4	53.4	0.774	105	75
105	76	102.1	53.5	52.7	0.725		111.9	54.1	53.2	0.730	121.3	54.6	53.7	0.735	105	76
105	77	107.3	53.6	52.9	0.689		117.4	54.3	53.4	0.694	127.3	54.8	54.0	0.698	105	77
105	78	112.7	53.7	53.0	0.656		123.3	54.4	53.6	0.660	133.7	55.0	54.2	0.664	105	78
105	79	118.2	53.9	53.2	0.625		129.4	54.5	53.8	0.628	140.3	55.1	54.4	0.632	105	79
105	80	123.9	54.0	53.4	0.596		135.6	54.6	54.0	0.599	147.0	55.3	54.6	0.602	105	80
105	81	129.7	54.1	53.6	0.569		142.0	54.8	54.2	0.572	154.0	55.4	54.8	0.574	105	81
105	82	135.6	54.2	53.7	0.544		148.5	54.9	54.4	0.546	161.1	55.6	55.1	0.548	105	82
105	83	141.7	54.3	53.9	0.520		155.2	55.1	54.6	0.522	168.3	55.8	55.3	0.524	105	83
105	84	147.9	54.5	54.1	0.498		162.0	55.2	54.9	0.499	175.7	56.0	55.6	0.501	105	84
105	85	154.2	54.6	54.3	0.477		169.0	55.4	55.1	0.478	183.3	56.1	55.8	0.479	105	85
105	86	160.8	54.7	54.6	0.457		176.2	55.6	55.3	0.458	191.1	56.3	56.1	0.459	105	86
105	87	167.4	54.9	54.8	0.439		183.5	55.7	55.6	0.439	199.1	56.5	56.3	0.440	105	87
105	88	174.3	55.0	55.0	0.421		191.0	55.9	55.8	0.421	207.2	56.7	56.6	0.421	105	88
105	89	181.3	55.2	55.2	0.404		198.7	56.1	56.1	0.404	215.6	56.9	56.9	0.404	105	89
105	90	188.4	55.5	55.5	0.388		206.6	56.4	56.4	0.387	224.2	57.2	57.2	0.387	105	90
105	91	195.8	55.7	55.7	0.372		214.6	56.7	56.7	0.372	232.9	57.5	57.5	0.371	105	91
105	92	203.3	56.0	56.0	0.357		222.9	56.9	56.9	0.356	241.9	57.8	57.8	0.356	105	92
105	93	211.0	56.3	56.3	0.343		231.4	57.2	57.2	0.342	251.1	58.1	58.1	0.341	105	93
105	94	218.9	56.6	56.6	0.330		240.1	57.5	57.5	0.328	260.5	58.5	58.5	0.327	105	94
105	95	227.0	56.8	56.8	0.317		248.9	57.9	57.9	0.315	270.2	58.8	58.8	0.314	105	95
105	96	235.3	57.1	57.1	0.304		258.1	58.2	58.2	0.303	280.1	59.2	59.2	0.302	105	96
105	97	243.9	57.4	57.4	0.293		267.4	58.5	58.5	0.291	290.2	59.5	59.5	0.289	105	97
105	98	252.6	57.8	57.8	0.281		277.0	58.9	58.9	0.280	300.6	59.9	59.9	0.278	105	98
105	99	261.5	58.1	58.1	0.271		286.8	59.2	59.2	0.269	311.2	60.3	60.3	0.267	105	99
105	100	270.7	58.4	58.4	0.260		296.8	59.6	59.6	0.258	322.2	60.7	60.7	0.256	105	100
105	101	280.1	58.8	58.8	0.250		307.1	60.0	60.0	0.248	333.3	61.1	61.1	0.246	105	101
105	102	289.7	59.1	59.1	0.241		317.7	60.4	60.4	0.238	344.8	61.5	61.5	0.236	105	102

MIL-PRF-2939G  
w/INT AMENDMENT 1

APPENDIX A

DW COIL PERFORMANCE CHART      Coil Size: DW 65  
Entering Water = 45      Leaving Water = 51.67

AIR TEMP. (°F)		AIRFLOW 1750 CFM (FPM = 583)				AIR TEMP. (°F)	
EDB	EWB	MBH	LDB	LWB	SHR	EDB	EWB
75	59	45.87	51.0	49.2	1.000	75	59
75	60	46.95	50.7	50.2	0.990	75	60
75	61	49.16	51.4	50.9	0.920	75	61
75	62	52.24	51.9	51.5	0.848	75	62
75	63	56.03	52.3	51.9	0.778	75	63
75	64	60.42	52.6	52.2	0.714	75	64
75	65	65.32	52.8	52.4	0.656	75	65
75	66	70.69	52.9	52.6	0.604	75	66
75	67	76.23	53.0	52.8	0.558	75	67
75	68	81.88	53.1	52.9	0.518	75	68
75	69	87.64	53.2	53.1	0.482	75	69
75	70	93.53	53.3	53.3	0.450	75	70
75	71	99.54	53.4	53.4	0.421	75	71
75	72	105.7	53.6	53.6	0.394	75	72
80	61	54.91	51.3	49.6	1.000	80	61
80	62	56.50	51.1	50.5	0.980	80	62
80	63	59.08	51.8	51.2	0.917	80	63
80	64	62.47	52.3	51.7	0.853	80	64
80	65	66.51	52.7	52.1	0.791	80	65
80	66	71.09	52.9	52.5	0.734	80	66
80	67	76.13	53.1	52.7	0.681	80	67
80	68	81.63	53.3	52.9	0.632	80	68
80	69	87.39	53.4	53.1	0.589	80	69
80	70	93.27	53.5	53.2	0.550	80	70
80	71	99.27	53.6	53.4	0.515	80	71
80	72	105.4	53.8	53.6	0.484	80	72
80	73	111.7	53.9	53.8	0.455	80	73
80	74	118.1	54.0	54.0	0.429	80	74
80	75	124.6	54.2	54.2	0.404	80	75
80	76	131.3	54.4	54.4	0.381	80	76
80	77	138.2	54.6	54.6	0.360	80	77
85	63	63.93	51.6	50.0	1.000	85	63
85	64	66.25	51.6	50.8	0.968	85	64
85	65	69.23	52.2	51.5	0.910	85	65
85	66	72.96	52.7	52.0	0.853	85	66
85	67	77.28	53.0	52.4	0.797	85	67
85	68	82.10	53.3	52.7	0.744	85	68
85	69	87.35	53.5	53.0	0.695	85	69
85	70	93.01	53.7	53.2	0.651	85	70
85	71	99.01	53.8	53.4	0.610	85	71
85	72	105.1	53.9	53.6	0.573	85	72
85	73	111.4	54.1	53.8	0.539	85	73
85	74	117.8	54.2	54.0	0.508	85	74
85	75	124.3	54.4	54.2	0.480	85	75
85	76	131.0	54.5	54.4	0.454	85	76
85	77	137.9	54.7	54.6	0.430	85	77
85	78	144.9	54.8	54.8	0.408	85	78
85	79	152.0	55.1	55.1	0.386	85	79
85	80	159.3	55.3	55.3	0.366	85	80
85	81	166.8	55.5	55.5	0.347	85	81
85	82	174.5	55.8	55.8	0.330	85	82

MIL-PRF-2939G  
w/INT AMENDMENT 1

APPENDIX A

DW COIL PERFORMANCE CHART      Coil Size: DW 65  
Entering Water = 45      Leaving Water = 51.67

AIR TEMP. (°F)		AIRFLOW 1750 CFM (FPM = 583)				AIR TEMP. (°F)	
EDB	EWB	MBH	LDB	LWB	SHR	EDB	EWB
90	65	72.93	51.9	50.6	1.000	90	65
90	66	76.28	52.0	51.2	0.955	90	66
90	67	79.69	52.6	51.8	0.901	90	67
90	68	83.77	53.1	52.3	0.848	90	68
90	69	88.40	53.4	52.7	0.797	90	69
90	70	93.50	53.7	53.0	0.749	90	70
90	71	98.99	53.9	53.3	0.704	90	71
90	72	104.9	54.1	53.6	0.662	90	72
90	73	111.1	54.3	53.8	0.623	90	73
90	74	117.5	54.4	53.9	0.588	90	74
90	75	124.1	54.5	54.2	0.555	90	75
90	76	130.7	54.7	54.4	0.526	90	76
90	77	137.6	54.8	54.6	0.498	90	77
90	78	144.6	55.0	54.8	0.473	90	78
90	79	151.7	55.2	55.0	0.449	90	79
90	80	159.0	55.3	55.3	0.427	90	80
90	81	166.5	55.5	55.5	0.407	90	81
90	82	174.2	55.8	55.8	0.387	90	82
90	83	182.0	56.0	56.0	0.368	90	83
90	84	190.0	56.3	56.3	0.350	90	84
90	85	198.2	56.6	56.6	0.334	90	85
90	86	206.6	56.9	56.9	0.318	90	86
90	87	215.2	57.2	57.2	0.303	90	87
95	67	83.65	51.8	50.8	0.989	95	67
95	68	86.67	52.5	51.6	0.940	95	68
95	69	90.51	53.1	52.2	0.890	95	69
95	70	94.97	53.5	52.6	0.841	95	70
95	71	99.94	53.9	53.0	0.794	95	71
95	72	105.3	54.2	53.4	0.749	95	72
95	73	111.1	54.4	53.7	0.707	95	73
95	74	117.2	54.6	53.9	0.668	95	74
95	75	123.8	54.7	54.1	0.631	95	75
95	76	130.5	54.9	54.3	0.598	95	76
95	77	137.3	55.0	54.6	0.567	95	77
95	78	144.3	55.2	54.8	0.538	95	78
95	79	151.4	55.4	55.0	0.511	95	79
95	80	158.7	55.5	55.2	0.486	95	80
95	81	166.2	55.7	55.5	0.463	95	81
95	82	173.8	55.9	55.7	0.442	95	82
95	83	181.7	56.1	56.0	0.421	95	83
95	84	189.7	56.3	56.3	0.402	95	84
95	85	197.9	56.5	56.5	0.384	95	85
95	86	206.3	56.8	56.8	0.366	95	86
95	87	214.9	57.1	57.1	0.349	95	87
95	88	223.7	57.4	57.4	0.334	95	88
95	89	232.7	57.7	57.7	0.319	95	89
95	90	241.9	58.0	58.0	0.305	95	90
95	91	251.4	58.4	58.4	0.291	95	91
95	92	261.1	58.7	58.7	0.279	95	92

MIL-PRF-2939G  
w/INT AMENDMENT 1

APPENDIX A

DW COIL PERFORMANCE CHART      Coil Size: DW 65  
Entering Water = 45      Leaving Water = 51.67

AIR TEMP. (°F)		AIRFLOW 1750 CFM (FPM = 583)				AIR TEMP. (°F)	
EDB	EWB	MBH	LDB	LWB	SHR	EDB	EWB
100	69	93.91	52.4	51.3	0.972	100	69
100	70	97.47	53.1	52.0	0.925	100	70
100	71	101.8	53.6	52.6	0.878	100	71
100	72	106.6	54.0	53.0	0.831	100	72
100	73	111.9	54.3	53.4	0.787	100	73
100	74	117.6	54.6	53.8	0.746	100	74
100	75	123.7	54.9	54.1	0.706	100	75
100	76	130.2	55.1	54.3	0.669	100	76
100	77	137.0	55.2	54.5	0.635	100	77
100	78	144.0	55.4	54.7	0.603	100	78
100	79	151.1	55.5	55.0	0.573	100	79
100	80	158.4	55.7	55.2	0.546	100	80
100	81	165.9	55.9	55.5	0.520	100	81
100	82	173.5	56.1	55.7	0.496	100	82
100	83	181.3	56.3	56.0	0.473	100	83
100	84	189.4	56.4	56.2	0.452	100	84
100	85	197.6	56.6	56.5	0.432	100	85
100	86	206.0	56.9	56.8	0.414	100	86
100	87	214.5	57.1	57.1	0.396	100	87
100	88	223.3	57.4	57.4	0.378	100	88
100	89	232.4	57.7	57.7	0.362	100	89
100	90	241.6	58.0	58.0	0.346	100	90
100	91	251.0	58.3	58.3	0.331	100	91
100	92	260.7	58.7	58.7	0.317	100	92
100	93	270.6	59.0	59.0	0.304	100	93
100	94	280.8	59.4	59.4	0.291	100	94
100	95	291.2	59.7	59.7	0.278	100	95
100	96	301.8	60.1	60.1	0.267	100	96
100	97	312.8	60.5	60.5	0.256	100	97
105	71	104.7	53.1	51.9	0.953	105	71
105	72	108.7	53.6	52.5	0.908	105	72
105	73	113.5	54.1	53.0	0.864	105	73
105	74	118.7	54.5	53.4	0.820	105	74
105	75	124.4	54.8	53.8	0.779	105	75
105	76	130.5	55.1	54.2	0.740	105	76
105	77	136.8	55.4	54.5	0.703	105	77
105	78	143.7	55.5	54.7	0.668	105	78
105	79	150.8	55.7	55.0	0.635	105	79
105	80	158.1	55.9	55.2	0.605	105	80
105	81	165.6	56.1	55.4	0.577	105	81
105	82	173.2	56.2	55.7	0.550	105	82
105	83	181.0	56.4	55.9	0.525	105	83
105	84	189.0	56.6	56.2	0.502	105	84
105	85	197.2	56.8	56.5	0.480	105	85
105	86	205.6	57.0	56.8	0.459	105	86
105	87	214.2	57.3	57.0	0.440	105	87
105	88	223.0	57.5	57.3	0.422	105	88
105	89	232.0	57.7	57.7	0.404	105	89
105	90	241.2	58.0	58.0	0.387	105	90
105	91	250.7	58.3	58.3	0.371	105	91
105	92	260.3	58.6	58.6	0.355	105	92
105	93	270.3	59.0	59.0	0.341	105	93
105	94	280.4	59.3	59.3	0.327	105	94
105	95	290.8	59.7	59.7	0.313	105	95
105	96	301.5	60.1	60.1	0.300	105	96
105	97	312.4	60.5	60.5	0.288	105	97
105	98	323.5	60.9	60.9	0.276	105	98
105	99	335.0	61.3	61.3	0.265	105	99
105	100	346.7	61.7	61.7	0.254	105	100
105	101	358.8	62.1	62.1	0.244	105	101
105	102	371.1	62.6	62.6	0.234	105	102

MIL-PRF-2939G  
w/INT AMENDMENT 1

APPENDIX A

DW COIL PERFORMANCE CHART Coil Size: DW 66  
Entering Water = 45 Leaving Water = 51.67

AIR TEMP. (°F)		1300 CFM (FPM = 260)				AIRFLOW 1500 CFM (FPM = 300)				1700 CFM (FPM = 340)				AIR TEMP. (°F)	
		MBH	LDB	LWB	SHR	MBH	LDB	LWB	SHR	MBH	LDB	LWB	SHR		
75	59	37.45	48.7	48.1	1.000	42.90	48.9	48.2	1.000	48.29	49.0	48.3	1.000	75	59
75	60	40.38	48.8	48.5	0.924	45.95	49.0	48.6	0.931	51.42	49.1	48.8	0.936	75	60
75	61	43.37	49.1	48.8	0.852	49.23	49.3	49.0	0.858	54.97	49.5	49.2	0.864	75	61
75	62	46.91	49.3	49.0	0.783	53.17	49.5	49.3	0.789	59.27	49.8	49.5	0.794	75	62
75	63	50.85	49.3	49.1	0.722	57.59	49.6	49.4	0.727	64.15	49.9	49.6	0.731	75	63
75	64	55.10	49.3	49.1	0.667	62.38	49.6	49.4	0.671	69.46	49.9	49.7	0.675	75	64
75	65	59.52	49.3	49.1	0.619	67.45	49.6	49.5	0.622	75.11	49.9	49.8	0.625	75	65
75	66	64.04	49.3	49.1	0.577	72.61	49.6	49.5	0.579	80.91	49.9	49.8	0.581	75	66
75	67	68.64	49.2	49.1	0.539	77.87	49.6	49.5	0.540	86.82	49.9	49.8	0.542	75	67
75	68	73.33	49.2	49.2	0.506	83.23	49.6	49.5	0.506	92.83	50.0	49.9	0.507	75	68
75	69	78.11	49.2	49.2	0.476	88.70	49.6	49.6	0.476	98.97	50.0	49.9	0.476	75	69
75	70	82.99	49.2	49.2	0.448	94.28	49.6	49.6	0.448	105.2	50.0	50.0	0.448	75	70
75	71	87.97	49.2	49.2	0.423	99.97	49.7	49.7	0.422	111.6	50.0	50.0	0.422	75	71
75	72	93.05	49.3	49.3	0.400	105.8	49.7	49.7	0.399	118.2	50.1	50.1	0.398	75	72
80	61	45.63	48.4	48.0	0.984	52.12	48.6	48.2	0.989	57.39	49.2	48.6	1.000	80	61
80	62	48.26	48.9	48.5	0.919	54.96	49.1	48.7	0.924	61.54	49.3	48.9	0.930	80	62
80	63	51.57	49.1	48.8	0.853	58.61	49.4	49.0	0.859	65.49	49.6	49.3	0.865	80	63
80	64	55.35	49.3	49.0	0.792	62.82	49.6	49.3	0.798	70.11	49.8	49.5	0.803	80	64
80	65	59.47	49.3	49.1	0.737	67.45	49.7	49.4	0.742	75.23	50.0	49.7	0.746	80	65
80	66	63.86	49.4	49.1	0.687	72.41	49.7	49.5	0.691	80.73	50.0	49.8	0.695	80	66
80	67	68.43	49.3	49.1	0.642	77.63	49.7	49.5	0.645	86.55	50.1	49.8	0.648	80	67
80	68	73.12	49.3	49.1	0.602	82.99	49.7	49.5	0.604	92.56	50.1	49.9	0.607	80	68
80	69	77.89	49.3	49.2	0.566	88.45	49.7	49.6	0.568	98.69	50.1	49.9	0.570	80	69
80	70	82.76	49.3	49.2	0.534	94.02	49.7	49.6	0.535	104.9	50.1	50.0	0.536	80	70
80	71	87.74	49.3	49.2	0.504	99.71	49.7	49.6	0.505	111.3	50.1	50.0	0.506	80	71
80	72	92.81	49.3	49.3	0.477	105.5	49.7	49.7	0.478	117.9	50.2	50.1	0.478	80	72
80	73	98.00	49.3	49.3	0.453	111.4	49.8	49.8	0.453	124.5	50.2	50.2	0.453	80	73
80	74	103.3	49.4	49.4	0.429	117.5	49.8	49.8	0.429	131.3	50.2	50.2	0.429	80	74
80	75	108.7	49.4	49.4	0.408	123.7	49.9	49.9	0.407	138.3	50.3	50.3	0.407	80	75
80	76	114.3	49.5	49.5	0.388	130.0	50.0	50.0	0.387	145.4	50.4	50.4	0.386	80	76
80	77	119.9	49.5	49.5	0.370	136.5	50.0	50.0	0.368	152.7	50.5	50.5	0.367	80	77
85	63	53.34	48.6	48.2	0.970	60.92	48.8	48.3	0.975	68.39	49.0	48.5	0.980	85	63
85	64	56.39	49.0	48.6	0.910	64.23	49.2	48.8	0.915	71.94	49.5	49.0	0.920	85	64
85	65	60.01	49.2	48.8	0.850	68.25	49.5	49.1	0.856	76.31	49.8	49.3	0.861	85	65
85	66	64.04	49.3	49.0	0.795	72.75	49.7	49.3	0.800	81.26	50.0	49.6	0.805	85	66
85	67	68.37	49.4	49.1	0.745	77.62	49.8	49.4	0.749	86.65	50.1	49.7	0.754	85	67
85	68	72.91	49.4	49.1	0.699	82.79	49.8	49.5	0.702	92.39	50.2	49.8	0.706	85	68
85	69	77.67	49.4	49.2	0.657	88.20	49.8	49.5	0.660	98.42	50.2	49.9	0.663	85	69
85	70	82.54	49.4	49.2	0.619	93.76	49.8	49.6	0.622	104.7	50.2	50.0	0.624	85	70
85	71	87.51	49.4	49.2	0.585	99.45	49.8	49.6	0.587	111.0	50.2	50.0	0.589	85	71
85	72	92.58	49.4	49.3	0.554	105.2	49.9	49.7	0.555	117.6	50.3	50.1	0.556	85	72
85	73	97.76	49.4	49.3	0.525	111.2	49.9	49.7	0.526	124.2	50.3	50.2	0.527	85	73
85	74	103.1	49.4	49.3	0.499	117.2	49.9	49.8	0.499	131.0	50.3	50.2	0.500	85	74
85	75	108.5	49.4	49.4	0.474	123.4	49.9	49.9	0.475	138.0	50.4	50.3	0.475	85	75
85	76	114.0	49.5	49.5	0.452	129.8	49.9	49.9	0.452	145.1	50.4	50.4	0.452	85	76
85	77	119.7	49.5	49.5	0.430	136.2	50.0	50.0	0.430	152.3	50.5	50.5	0.430	85	77
85	78	125.5	49.6	49.6	0.410	142.8	50.1	50.1	0.410	159.8	50.6	50.6	0.410	85	78
85	79	131.4	49.6	49.6	0.392	149.6	50.2	50.2	0.391	167.4	50.7	50.7	0.390	85	79
85	80	137.4	49.7	49.7	0.374	156.6	50.3	50.3	0.374	175.2	50.8	50.8	0.373	85	80
85	81	143.7	49.8	49.8	0.358	163.7	50.4	50.4	0.357	183.1	50.9	50.9	0.356	85	81
85	82	150.0	49.9	49.9	0.343	170.9	50.5	50.5	0.341	191.3	51.0	51.0	0.340	85	82



MIL-PRF-2939G  
w/INT AMENDMENT 1

APPENDIX A

DW COIL PERFORMANCE CHART      Coil Size: DW 66  
Entering Water = 45      Leaving Water = 51.67

AIR TEMP. (°F)		AIRFLOW												AIR TEMP (°F)	
		1300 CFM (FPM = 260)				1500 CFM (FPM = 300)				1700 CFM ( FPM = 340)					
EDB	EWB	MBH	LDB	LWB	SHR	MBH	LDB	LWB	SHR	MBH	LDB	LWB	SHR	EDB	EWB
90	65	61.37	48.8	48.3	0.955	70.06	49.1	48.5	0.960	78.63	49.3	48.7	0.965	90	65
90	66	64.82	49.1	48.7	0.899	73.85	49.4	48.9	0.904	82.72	49.7	49.2	0.909	90	66
90	67	68.76	49.3	48.9	0.844	78.23	49.6	49.2	0.850	87.51	49.9	49.5	0.855	90	67
90	68	73.04	49.4	49.0	0.794	83.03	49.8	49.4	0.799	92.80	50.1	49.7	0.803	90	68
90	69	77.59	49.5	49.1	0.747	88.16	49.9	49.5	0.752	98.48	50.2	49.8	0.756	90	69
90	70	82.32	49.5	49.2	0.705	93.56	49.9	49.6	0.708	104.5	50.3	49.9	0.712	90	70
90	71	87.28	49.5	49.2	0.666	99.18	49.9	49.6	0.669	110.8	50.4	50.0	0.672	90	71
90	72	92.34	49.5	49.2	0.630	105.0	50.0	49.7	0.632	117.3	50.4	50.1	0.635	90	72
90	73	97.52	49.5	49.3	0.597	110.9	50.0	49.7	0.599	123.9	50.4	50.1	0.601	90	73
90	74	102.8	49.5	49.3	0.567	117.0	50.0	49.8	0.569	130.7	50.4	50.2	0.570	90	74
90	75	108.2	49.5	49.4	0.540	123.1	50.0	49.9	0.541	137.6	50.5	50.3	0.542	90	75
90	76	113.7	49.6	49.4	0.514	129.5	50.1	49.9	0.515	144.8	50.5	50.4	0.516	90	76
90	77	119.4	49.6	49.5	0.490	135.9	50.1	50.0	0.491	152.0	50.6	50.5	0.491	90	77
90	78	125.2	49.6	49.6	0.468	142.5	50.1	50.1	0.468	159.4	50.6	50.6	0.469	90	78
90	79	131.1	49.6	49.6	0.447	149.3	50.2	50.2	0.447	167.0	50.7	50.7	0.447	90	79
90	80	137.2	49.7	49.7	0.428	156.2	50.2	50.2	0.427	174.8	50.8	50.8	0.427	90	80
90	81	143.4	49.8	49.8	0.409	163.3	50.3	50.3	0.409	182.8	50.9	50.9	0.408	90	81
90	82	149.7	49.9	49.9	0.392	170.6	50.4	50.4	0.391	190.9	51.0	51.0	0.390	90	82
90	83	156.2	49.9	49.9	0.375	178.0	50.5	50.5	0.374	199.3	51.1	51.1	0.374	90	83
90	84	162.9	50.0	50.0	0.360	185.6	50.6	50.6	0.359	207.8	51.2	51.2	0.358	90	84
90	85	169.7	50.1	50.1	0.345	193.4	50.8	50.8	0.344	216.6	51.4	51.4	0.343	90	85
90	86	176.7	50.2	50.2	0.331	201.4	50.9	50.9	0.330	225.5	51.5	51.5	0.329	90	86
90	87	183.8	50.3	50.3	0.318	209.6	51.0	51.0	0.317	234.7	51.6	51.6	0.315	90	87
95	67	69.75	49.0	48.5	0.938	79.63	49.3	48.7	0.943	89.34	49.5	48.9	0.948	95	67
95	68	73.60	49.3	48.8	0.886	83.86	49.6	49.1	0.891	93.93	49.9	49.3	0.896	95	68
95	69	77.84	49.4	48.9	0.836	88.60	49.8	49.3	0.841	99.13	50.1	49.6	0.846	95	69
95	70	82.38	49.5	49.1	0.789	93.71	49.9	49.4	0.794	104.8	50.3	49.8	0.798	95	70
95	71	87.14	49.6	49.2	0.746	99.11	50.0	49.6	0.750	110.8	50.4	49.9	0.754	95	71
95	72	92.12	49.6	49.2	0.706	104.8	50.1	49.6	0.710	117.1	50.5	50.0	0.713	95	72
95	73	97.28	49.6	49.3	0.670	110.6	50.1	49.7	0.673	123.6	50.5	50.1	0.676	95	73
95	74	102.6	49.6	49.3	0.636	116.7	50.1	49.8	0.639	130.4	50.6	50.2	0.641	95	74
95	75	108.0	49.7	49.4	0.605	122.9	50.1	49.8	0.607	137.3	50.6	50.3	0.609	95	75
95	76	113.5	49.7	49.4	0.576	129.2	50.2	49.9	0.578	144.4	50.6	50.4	0.580	95	76
95	77	119.1	49.7	49.5	0.550	135.6	50.2	50.0	0.551	151.7	50.7	50.5	0.552	95	77
95	78	124.9	49.7	49.6	0.525	142.2	50.2	50.1	0.526	159.1	50.7	50.5	0.527	95	78
95	79	130.8	49.7	49.6	0.502	149.0	50.3	50.1	0.502	166.7	50.8	50.6	0.503	95	79
95	80	136.9	49.8	49.7	0.480	155.9	50.3	50.2	0.481	174.5	50.8	50.8	0.481	95	80
95	81	143.1	49.8	49.8	0.460	163.0	50.3	50.3	0.460	182.4	50.9	50.9	0.460	95	81
95	82	149.4	49.8	49.8	0.441	170.3	50.4	50.4	0.441	190.6	51.0	51.0	0.441	95	82
95	83	155.9	49.9	49.9	0.422	177.7	50.5	50.5	0.422	198.9	51.1	51.1	0.422	95	83
95	84	162.6	50.0	50.0	0.405	185.3	50.6	50.6	0.404	207.4	51.2	51.2	0.404	95	84
95	85	169.4	50.1	50.1	0.389	193.1	50.7	50.7	0.388	216.2	51.3	51.3	0.387	95	85
95	86	176.4	50.2	50.2	0.373	201.0	50.9	50.9	0.372	225.1	51.5	51.5	0.371	95	86
95	87	183.5	50.3	50.3	0.359	209.2	51.0	51.0	0.358	234.3	51.6	51.6	0.357	95	87
95	88	190.8	50.4	50.4	0.345	217.6	51.1	51.1	0.343	243.7	51.8	51.8	0.342	95	88
95	89	198.3	50.5	50.5	0.332	226.2	51.2	51.2	0.330	253.3	51.9	51.9	0.329	95	89
95	90	206.0	50.6	50.6	0.319	235.0	51.4	51.4	0.318	263.2	52.1	52.1	0.316	95	90
95	91	213.9	50.8	50.8	0.307	244.0	51.5	51.5	0.305	273.3	52.2	52.2	0.304	95	91
95	92	222.0	50.9	50.9	0.296	253.2	51.7	51.7	0.294	283.6	52.4	52.4	0.292	95	92

MIL-PRF-2939G  
w/INT AMENDMENT 1

APPENDIX A

DW COIL PERFORMANCE CHART Coil Size: DW 66  
Entering Water = 45 Leaving Water = 51.67

AIR TEMP. (°F)		AIRFLOW								AIR TEMP. (°F)							
		1300 CFM (FPM = 260)				1500 CFM (FPM = 300)				1700 CFM (FPM = 340)							
EDB	EWB	MBH	LDB	LWB	SHR	MBH	LDB	LWB	SHR	MBH	LDB	LWB	SHR	EDB	EWB		
100	69	78.54	49.3	48.7	0.921	89.62	49.5	48.9	0.926	100.5	49.8	49.2	0.930	100	69		
100	70	82.76	49.4	48.9	0.872	94.31	49.8	49.2	0.877	105.6	50.1	49.5	0.881	100	70		
100	71	87.31	49.6	49.0	0.825	99.40	50.0	49.4	0.830	111.3	50.3	49.7	0.835	100	71		
100	72	92.09	49.7	49.2	0.782	104.8	50.1	49.5	0.787	117.2	50.5	49.9	0.791	100	72		
100	73	97.11	49.7	49.2	0.742	110.5	50.2	49.7	0.746	123.6	50.6	50.1	0.750	100	73		
100	74	102.3	49.7	49.3	0.705	116.4	50.2	49.7	0.708	130.2	50.6	50.2	0.712	100	74		
100	75	107.7	49.8	49.4	0.671	122.6	50.2	49.8	0.673	137.0	50.7	50.3	0.676	100	75		
100	76	113.2	49.8	49.4	0.639	128.9	50.3	49.9	0.641	144.1	50.7	50.4	0.644	100	76		
100	77	118.9	49.8	49.5	0.609	135.3	50.3	50.0	0.611	151.4	50.8	50.4	0.613	100	77		
100	78	124.7	49.8	49.5	0.582	141.9	50.3	50.0	0.583	158.8	50.8	50.5	0.585	100	78		
100	79	130.6	49.8	49.6	0.556	148.7	50.4	50.1	0.557	166.4	50.9	50.6	0.559	100	79		
100	80	136.6	49.9	49.7	0.532	155.6	50.4	50.2	0.533	174.1	51.0	50.7	0.534	100	80		
100	81	142.8	49.9	49.7	0.510	162.7	50.5	50.3	0.510	182.1	51.0	50.8	0.511	100	81		
100	82	149.1	49.9	49.8	0.489	169.9	50.5	50.4	0.489	190.2	51.1	51.0	0.489	100	82		
100	83	155.6	50.0	49.9	0.469	177.4	50.6	50.5	0.469	198.5	51.1	51.1	0.469	100	83		
100	84	162.3	50.0	50.0	0.450	184.9	50.6	50.6	0.450	207.1	51.2	51.2	0.450	100	84		
100	85	169.1	50.1	50.1	0.432	192.7	50.7	50.7	0.432	215.8	51.3	51.3	0.432	100	85		
100	86	176.0	50.2	50.2	0.415	200.7	50.8	50.8	0.414	224.7	51.5	51.5	0.414	100	86		
100	87	183.2	50.3	50.3	0.399	208.9	51.0	51.0	0.398	233.9	51.6	51.6	0.398	100	87		
100	88	190.5	50.4	50.4	0.383	217.2	51.1	51.1	0.383	243.3	51.7	51.7	0.382	100	88		
100	89	198.0	50.5	50.5	0.369	225.8	51.2	51.2	0.368	252.9	51.9	51.9	0.367	100	89		
100	90	205.7	50.6	50.6	0.355	234.6	51.3	51.3	0.354	262.8	52.0	52.0	0.353	100	90		
100	91	213.6	50.7	50.7	0.342	243.6	51.5	51.5	0.341	272.8	52.2	52.2	0.339	100	91		
100	92	221.6	50.9	50.9	0.329	252.8	51.6	51.6	0.328	283.2	52.4	52.4	0.327	100	92		
100	93	229.9	51.0	51.0	0.317	262.3	51.8	51.8	0.316	293.8	52.6	52.6	0.314	100	93		
100	94	238.4	51.1	51.1	0.306	272.0	51.9	51.9	0.304	304.7	52.7	52.7	0.303	100	94		
100	95	247.1	51.3	51.3	0.295	281.9	52.1	52.1	0.293	315.8	52.9	52.9	0.292	100	95		
100	96	256.0	51.4	51.4	0.285	292.1	52.3	52.3	0.283	327.3	53.1	53.1	0.281	100	96		
100	97	265.2	51.6	51.6	0.275	302.5	52.5	52.5	0.273	339.0	53.3	53.3	0.271	100	97		
105	71	87.79	49.5	48.8	0.902	100.1	49.8	49.1	0.907	112.3	50.1	49.4	0.912	105	71		
105	72	92.36	49.6	49.0	0.857	105.2	50.0	49.3	0.861	117.9	50.3	49.7	0.866	105	72		
105	73	97.17	49.7	49.1	0.814	110.7	50.1	49.5	0.818	123.9	50.5	49.9	0.822	105	73		
105	74	102.2	49.8	49.2	0.773	116.4	50.2	49.7	0.778	130.3	50.7	50.1	0.782	105	74		
105	75	107.5	49.8	49.3	0.736	122.4	50.3	49.8	0.740	136.9	50.8	50.2	0.743	105	75		
105	76	113.0	49.9	49.4	0.701	128.6	50.4	49.9	0.704	143.8	50.8	50.3	0.708	105	76		
105	77	118.6	49.9	49.5	0.669	135.0	50.4	49.9	0.671	151.0	50.9	50.4	0.674	105	77		
105	78	124.4	49.9	49.5	0.638	141.6	50.4	50.0	0.641	158.4	51.0	50.5	0.643	105	78		
105	79	130.3	49.9	49.6	0.610	148.4	50.5	50.1	0.612	166.0	51.0	50.6	0.614	105	79		
105	80	136.3	50.0	49.7	0.584	155.3	50.5	50.2	0.586	173.8	51.1	50.7	0.587	105	80		
105	81	142.5	50.0	49.7	0.559	162.4	50.6	50.3	0.561	181.7	51.1	50.8	0.562	105	81		
105	82	148.8	50.0	49.8	0.536	169.6	50.6	50.4	0.537	189.8	51.2	50.9	0.538	105	82		
105	83	155.3	50.1	49.9	0.515	177.0	50.7	50.5	0.515	198.2	51.3	51.1	0.516	105	83		
105	84	162.0	50.1	50.0	0.494	184.6	50.7	50.6	0.494	206.7	51.3	51.2	0.495	105	84		
105	85	168.8	50.1	50.1	0.475	192.4	50.8	50.7	0.475	215.4	51.4	51.3	0.475	105	85		
105	86	175.7	50.2	50.2	0.456	200.3	50.8	50.8	0.456	224.3	51.5	51.4	0.457	105	86		
105	87	182.9	50.3	50.3	0.439	208.5	50.9	50.9	0.439	233.5	51.6	51.6	0.439	105	87		
105	88	190.2	50.4	50.4	0.422	216.9	51.1	51.1	0.422	242.9	51.7	51.7	0.422	105	88		
105	89	197.7	50.5	50.5	0.406	225.4	51.2	51.2	0.406	252.5	51.9	51.9	0.405	105	89		
105	90	205.4	50.6	50.6	0.391	234.2	51.3	51.3	0.390	262.3	52.0	52.0	0.390	105	90		
105	91	213.2	50.7	50.7	0.376	243.2	51.5	51.5	0.376	272.4	52.2	52.2	0.375	105	91		
105	92	221.3	50.8	50.8	0.363	252.4	51.6	51.6	0.362	282.8	52.4	52.4	0.361	105	92		
105	93	229.6	51.0	51.0	0.350	261.9	51.8	51.8	0.349	293.4	52.5	52.5	0.348	105	93		
105	94	238.1	51.1	51.1	0.337	271.5	51.9	51.9	0.336	304.2	52.7	52.7	0.335	105	94		
105	95	246.8	51.3	51.3	0.325	281.5	52.1	52.1	0.324	315.4	52.9	52.9	0.323	105	95		
105	96	255.7	51.4	51.4	0.314	291.7	52.3	52.3	0.312	326.8	53.1	53.1	0.311	105	96		
105	97	264.8	51.6	51.6	0.303	302.1	52.4	52.4	0.301	338.5	53.3	53.3	0.300	105	97		
105	98	274.2	51.7	51.7	0.292	312.8	52.6	52.6	0.291	350.5	53.5	53.5	0.289	105	98		
105	99	283.8	51.9	51.9	0.282	323.8	52.8	52.8	0.281	362.8	53.7	53.7	0.279	105	99		
105	100	293.7	52.1	52.1	0.273	335.1	53.0	53.0	0.271	375.5	54.0	54.0	0.269	105	100		
105	101	303.8	52.2	52.2	0.263	346.6	53.2	53.2	0.261	388.4	54.2	54.2	0.259	105	101		
105	102	314.2	52.4	52.4	0.255	358.5	53.5	53.5	0.252	401.7	54.5	54.5	0.250	105	102		

MIL-PRF-2939G  
w/INT AMENDMENT 1

APPENDIX A

DW COIL PERFORMANCE CHART      Coil Size: DW 66  
Entering Water = 45      Leaving Water = 51.67

AIR TEMP. (°F)		AIRFLOW								AIR TEMP (°F)							
		1900 CFM (FPM = 380)				2100 CFM (FPM = 420)				2300 CFM ( FPM = 460)							
EDB	EWB	MBH	LDB	LWB	SHR	MBH	LDB	LWB	SHR	MBH	LDB	LWB	SHR	EDB	EWB		
75	59	53.62	49.2	48.4	1.000	58.89	49.4	48.5	1.000	64.11	49.5	48.5	1.000	75	59		
75	60	56.81	49.3	48.9	0.942	62.11	49.4	49.1	0.947	67.33	49.6	49.2	0.952	75	60		
75	61	60.59	49.7	49.4	0.869	66.11	49.9	49.6	0.874	71.53	50.1	49.7	0.880	75	61		
75	62	65.23	50.0	49.7	0.800	71.07	50.2	49.9	0.805	76.78	50.4	50.1	0.809	75	62		
75	63	70.54	50.1	49.9	0.736	76.77	50.4	50.1	0.740	82.87	50.6	50.3	0.744	75	63		
75	64	76.35	50.2	50.0	0.678	83.06	50.5	50.3	0.682	89.61	50.7	50.5	0.686	75	64		
75	65	82.56	50.2	50.1	0.628	89.82	50.5	50.3	0.630	96.89	50.8	50.6	0.633	75	65		
75	66	88.98	50.3	50.1	0.583	96.84	50.5	50.4	0.585	104.5	50.8	50.7	0.587	75	66		
75	67	95.52	50.3	50.2	0.543	104.0	50.6	50.4	0.545	112.3	50.9	50.7	0.546	75	67		
75	68	102.2	50.3	50.2	0.508	111.3	50.6	50.5	0.509	120.2	50.9	50.8	0.510	75	68		
75	69	109.0	50.3	50.3	0.477	118.7	50.6	50.6	0.477	128.3	51.0	50.9	0.478	75	69		
75	70	115.9	50.3	50.3	0.448	126.3	50.7	50.7	0.448	136.5	51.0	51.0	0.448	75	70		
75	71	123.0	50.4	50.4	0.422	134.1	50.8	50.8	0.422	144.9	51.1	51.1	0.421	75	71		
75	72	130.2	50.5	50.5	0.398	142.0	50.9	50.9	0.397	153.5	51.2	51.2	0.397	75	72		
80	61	63.76	49.3	48.7	1.000	70.07	49.5	48.7	1.000	76.33	49.7	48.8	1.000	80	61		
80	62	68.01	49.5	49.1	0.935	74.38	49.6	49.2	0.940	80.67	49.8	49.3	0.944	80	62		
80	63	72.25	49.8	49.5	0.870	78.88	50.0	49.7	0.875	85.39	50.2	49.8	0.880	80	63		
80	64	77.24	50.1	49.7	0.808	84.22	50.3	50.0	0.813	91.07	50.5	50.2	0.817	80	64		
80	65	82.81	50.3	49.9	0.750	90.23	50.5	50.2	0.755	97.48	50.8	50.4	0.759	80	65		
80	66	88.84	50.3	50.1	0.698	96.75	50.6	50.3	0.702	104.5	50.9	50.6	0.706	80	66		
80	67	95.23	50.4	50.1	0.651	103.7	50.7	50.4	0.654	112.0	51.0	50.7	0.657	80	67		
80	68	101.9	50.4	50.2	0.609	111.0	50.7	50.5	0.611	119.8	51.0	50.8	0.614	80	68		
80	69	108.7	50.4	50.3	0.571	118.4	50.8	50.6	0.573	127.9	51.1	50.9	0.575	80	69		
80	70	115.6	50.5	50.3	0.537	126.0	50.8	50.7	0.539	136.1	51.1	51.0	0.540	80	70		
80	71	122.7	50.5	50.4	0.506	133.7	50.9	50.8	0.507	144.6	51.2	51.1	0.508	80	71		
80	72	129.9	50.5	50.5	0.478	141.7	50.9	50.8	0.479	153.1	51.3	51.2	0.479	80	72		
80	73	137.3	50.6	50.6	0.453	149.7	51.0	50.9	0.453	161.9	51.3	51.3	0.453	80	73		
80	74	144.8	50.7	50.7	0.429	158.0	51.0	51.0	0.429	170.9	51.4	51.4	0.429	80	74		
80	75	152.5	50.8	50.8	0.406	166.4	51.2	51.2	0.406	180.0	51.5	51.5	0.406	80	75		
80	76	160.4	50.9	50.9	0.386	175.1	51.3	51.3	0.385	189.4	51.7	51.7	0.384	80	76		
80	77	168.5	51.0	51.0	0.366	183.9	51.4	51.4	0.366	199.0	51.8	51.8	0.365	80	77		
85	63	75.77	49.1	48.6	0.984	83.06	49.3	48.8	0.988	90.27	49.4	48.9	0.992	85	63		
85	64	79.52	49.7	49.2	0.925	86.99	49.9	49.4	0.930	94.35	50.0	49.5	0.934	85	64		
85	65	84.22	50.0	49.6	0.866	91.99	50.2	49.8	0.871	99.63	50.4	50.0	0.876	85	65		
85	66	89.59	50.2	49.8	0.810	97.75	50.5	50.1	0.814	105.8	50.7	50.3	0.819	85	66		
85	67	95.47	50.4	50.0	0.758	104.1	50.7	50.3	0.762	112.5	50.9	50.5	0.766	85	67		
85	68	101.8	50.5	50.2	0.710	110.9	50.8	50.4	0.713	119.9	51.1	50.7	0.717	85	68		
85	69	108.4	50.5	50.2	0.666	118.1	50.9	50.6	0.669	127.6	51.2	50.9	0.672	85	69		
85	70	115.3	50.6	50.3	0.627	125.7	50.9	50.6	0.629	135.8	51.3	51.0	0.632	85	70		
85	71	122.4	50.6	50.4	0.591	133.4	51.0	50.7	0.593	144.2	51.3	51.1	0.595	85	71		
85	72	129.6	50.7	50.5	0.558	141.3	51.0	50.8	0.559	152.8	51.4	51.2	0.561	85	72		
85	73	136.9	50.7	50.6	0.528	149.4	51.1	50.9	0.529	161.5	51.4	51.3	0.530	85	73		
85	74	144.5	50.7	50.6	0.501	157.6	51.1	51.0	0.501	170.5	51.5	51.4	0.502	85	74		
85	75	152.2	50.8	50.7	0.475	166.0	51.2	51.1	0.476	179.6	51.6	51.5	0.476	85	75		
85	76	160.0	50.9	50.8	0.452	174.7	51.3	51.2	0.452	189.0	51.7	51.6	0.452	85	76		
85	77	168.1	50.9	50.9	0.430	183.5	51.4	51.4	0.430	198.5	51.8	51.8	0.430	85	77		
85	78	176.3	51.1	51.1	0.409	192.5	51.5	51.5	0.409	208.3	51.9	51.9	0.409	85	78		
85	79	184.7	51.2	51.2	0.390	201.7	51.6	51.6	0.389	218.3	52.1	52.1	0.389	85	79		
85	80	193.4	51.3	51.3	0.372	211.2	51.8	51.8	0.371	228.6	52.2	52.2	0.370	85	80		
85	81	202.2	51.4	51.4	0.355	220.8	51.9	51.9	0.354	239.1	52.4	52.4	0.353	85	81		
85	82	211.2	51.5	51.5	0.339	230.7	52.0	52.0	0.338	249.8	52.5	52.5	0.337	85	82		

MIL-PRF-2939G  
w/INT AMENDMENT 1

APPENDIX A

**DW COIL PERFORMANCE CHART**      **Coil Size: DW 66**  
**Entering Water = 45**      **Leaving Water = 51.67**

AIR TEMP. (°F)		AIRFLOW															
		1900 CFM (FPM = 380)				2100 CFM (FPM = 420)				2300 CFM ( FPM = 460)				AIR TEMP (°F)			
EDB	EWB	MBH	LDB	LWB	SHR	MBH	LDB	LWB	SHR	MBH	LDB	LWB	SHR	EDB	EWB		
90	65	87.09	49.4	48.9	0.969	95.44	49.6	49.0	0.973	103.7	49.8	49.2	0.977	90	65		
90	66	91.44	49.9	49.4	0.914	100.0	50.1	49.6	0.918	108.5	50.3	49.8	0.923	90	66		
90	67	96.61	50.2	49.7	0.859	105.6	50.4	49.9	0.864	114.3	50.7	50.2	0.868	90	67		
90	68	102.4	50.4	49.9	0.808	111.7	50.7	50.2	0.812	120.9	51.0	50.5	0.816	90	68		
90	69	108.6	50.6	50.1	0.760	118.4	50.9	50.4	0.764	128.1	51.2	50.7	0.768	90	69		
90	70	115.2	50.7	50.3	0.716	125.6	51.0	50.6	0.719	135.8	51.3	50.9	0.723	90	70		
90	71	122.1	50.7	50.4	0.675	133.1	51.1	50.7	0.678	143.9	51.4	51.0	0.681	90	71		
90	72	129.2	50.8	50.5	0.638	140.9	51.1	50.8	0.640	152.4	51.5	51.2	0.643	90	72		
90	73	136.6	50.8	50.5	0.603	149.0	51.2	50.9	0.605	161.1	51.6	51.3	0.607	90	73		
90	74	144.1	50.9	50.6	0.572	157.2	51.3	51.0	0.574	170.1	51.6	51.4	0.575	90	74		
90	75	151.8	50.9	50.7	0.543	165.7	51.3	51.1	0.544	179.2	51.7	51.5	0.546	90	75		
90	76	159.7	51.0	50.8	0.517	174.3	51.4	51.2	0.517	188.6	51.8	51.6	0.518	90	76		
90	77	167.7	51.0	50.9	0.492	183.1	51.5	51.3	0.492	198.1	51.9	51.8	0.493	90	77		
90	78	176.0	51.1	51.0	0.469	192.1	51.5	51.5	0.469	207.9	52.0	51.9	0.469	90	78		
90	79	184.4	51.2	51.1	0.447	201.3	51.6	51.6	0.447	217.9	52.1	52.0	0.448	90	79		
90	80	193.0	51.3	51.3	0.427	210.7	51.7	51.7	0.427	228.1	52.2	52.2	0.427	90	80		
90	81	201.8	51.4	51.4	0.408	220.4	51.9	51.9	0.408	238.6	52.3	52.3	0.407	90	81		
90	82	210.8	51.5	51.5	0.390	230.3	52.0	52.0	0.389	249.3	52.5	52.5	0.389	90	82		
90	83	220.1	51.7	51.7	0.373	240.4	52.2	52.2	0.372	260.3	52.7	52.7	0.371	90	83		
90	84	229.5	51.8	51.8	0.357	250.7	52.3	52.3	0.356	271.5	52.8	52.8	0.355	90	84		
90	85	239.2	51.9	51.9	0.342	261.3	52.5	52.5	0.341	283.0	53.0	53.0	0.340	90	85		
90	86	249.1	52.1	52.1	0.327	272.2	52.7	52.7	0.326	294.8	53.2	53.2	0.325	90	86		
90	87	259.3	52.3	52.3	0.314	283.3	52.8	52.8	0.313	306.9	53.4	53.4	0.311	90	87		
95	67	98.91	49.8	49.1	0.952	108.4	50.0	49.3	0.956	117.7	50.1	49.5	0.960	95	67		
95	68	103.8	50.1	49.6	0.900	113.6	50.4	49.8	0.905	123.2	50.6	50.0	0.909	95	68		
95	69	109.5	50.4	49.9	0.850	119.6	50.7	50.1	0.854	129.6	50.9	50.4	0.859	95	69		
95	70	115.6	50.6	50.1	0.803	126.2	50.9	50.4	0.807	136.7	51.2	50.7	0.811	95	70		
95	71	122.2	50.7	50.3	0.758	133.3	51.1	50.6	0.762	144.3	51.4	50.9	0.766	95	71		
95	72	129.1	50.8	50.4	0.717	140.8	51.2	50.7	0.720	152.4	51.5	51.1	0.724	95	72		
95	73	136.3	50.9	50.5	0.679	148.7	51.3	50.9	0.682	160.8	51.7	51.2	0.685	95	73		
95	74	143.8	51.0	50.6	0.644	156.9	51.4	51.0	0.646	169.7	51.8	51.4	0.649	95	74		
95	75	151.5	51.0	50.7	0.611	165.3	51.4	51.1	0.613	178.8	51.8	51.5	0.615	95	75		
95	76	159.3	51.1	50.8	0.581	173.9	51.5	51.2	0.583	188.1	51.9	51.6	0.585	95	76		
95	77	167.4	51.1	50.9	0.554	182.7	51.6	51.3	0.555	197.7	52.0	51.7	0.556	95	77		
95	78	175.6	51.2	51.0	0.528	191.7	51.7	51.5	0.529	207.5	52.1	51.9	0.530	95	78		
95	79	184.0	51.3	51.1	0.504	200.9	51.7	51.6	0.504	217.5	52.2	52.0	0.505	95	79		
95	80	192.6	51.3	51.2	0.481	210.3	51.8	51.7	0.482	227.7	52.3	52.2	0.482	95	80		
95	81	201.4	51.4	51.4	0.460	220.0	51.9	51.9	0.460	238.1	52.4	52.3	0.461	95	81		
95	82	210.4	51.5	51.5	0.441	229.8	52.0	52.0	0.441	248.9	52.5	52.5	0.441	95	82		
95	83	219.6	51.6	51.6	0.422	239.9	52.2	52.2	0.421	259.8	52.6	52.6	0.421	95	83		
95	84	229.1	51.8	51.8	0.404	250.3	52.3	52.3	0.403	271.0	52.8	52.8	0.403	95	84		
95	85	238.8	51.9	51.9	0.387	260.9	52.5	52.5	0.386	282.5	53.0	53.0	0.386	95	85		
95	86	248.7	52.1	52.1	0.371	271.7	52.6	52.6	0.370	294.3	53.2	53.2	0.369	95	86		
95	87	258.8	52.2	52.2	0.356	282.8	52.8	52.8	0.355	306.4	53.4	53.4	0.354	95	87		
95	88	269.2	52.4	52.4	0.341	294.2	53.0	53.0	0.340	318.7	53.6	53.6	0.339	95	88		
95	89	279.9	52.6	52.6	0.328	305.9	53.2	53.2	0.326	331.3	53.8	53.8	0.325	95	89		
95	90	290.8	52.7	52.7	0.315	317.8	53.4	53.4	0.313	344.3	54.0	54.0	0.312	95	90		
95	91	302.0	52.9	52.9	0.302	330.0	53.6	53.6	0.301	357.6	54.2	54.2	0.300	95	91		
95	92	313.4	53.1	53.1	0.291	342.6	53.8	53.8	0.289	371.1	54.5	54.5	0.288	95	92		

MIL-PRF-2939G  
w/INT AMENDMENT 1

APPENDIX A

**DW COIL PERFORMANCE CHART**      **Coil Size: DW 66**  
**Entering Water = 45**      **Leaving Water = 51.67**

AIR TEMP. ( °F)		AIRFLOW												AIR TEMP ( °F)	
EDB	EWB	1900 CFM (FPM = 380)				2100 CFM (FPM = 420)				2300 CFM ( FPM = 460)				EDB	EWB
		MBH	LDB	LWB	SHR	MBH	LDB	LWB	SHR	MBH	LDB	LWB	SHR		
100	69	111.3	50.1	49.4	0.935	121.9	50.3	49.6	0.939	132.3	50.5	49.8	0.943	100	69
100	70	116.8	50.4	49.8	0.886	127.7	50.7	50.0	0.890	138.5	50.9	50.3	0.894	100	70
100	71	122.9	50.6	50.0	0.839	134.3	50.9	50.3	0.843	145.5	51.2	50.6	0.847	100	71
100	72	129.4	50.8	50.3	0.795	141.4	51.2	50.6	0.799	153.1	51.5	50.9	0.803	100	72
100	73	136.3	51.0	50.4	0.754	148.9	51.3	50.8	0.757	161.1	51.7	51.1	0.761	100	73
100	74	143.6	51.1	50.6	0.715	156.7	51.4	50.9	0.718	169.6	51.8	51.3	0.722	100	74
100	75	151.1	51.1	50.7	0.679	164.9	51.5	51.1	0.682	178.5	51.9	51.4	0.685	100	75
100	76	159.0	51.2	50.8	0.646	173.5	51.6	51.2	0.649	187.7	52.0	51.6	0.651	100	76
100	77	167.0	51.3	50.9	0.615	182.3	51.7	51.3	0.617	197.3	52.1	51.7	0.619	100	77
100	78	175.2	51.3	51.0	0.587	191.3	51.8	51.4	0.588	207.0	52.2	51.9	0.590	100	78
100	79	183.6	51.4	51.1	0.560	200.5	51.9	51.6	0.561	217.0	52.3	52.0	0.563	100	79
100	80	192.2	51.5	51.2	0.535	209.9	51.9	51.7	0.536	227.2	52.4	52.1	0.537	100	80
100	81	201.0	51.5	51.4	0.512	219.5	52.0	51.8	0.513	237.7	52.5	52.3	0.513	100	81
100	82	210.0	51.6	51.5	0.490	229.4	52.1	52.0	0.490	248.4	52.6	52.5	0.491	100	82
100	83	219.2	51.7	51.6	0.469	239.5	52.2	52.1	0.470	259.3	52.7	52.6	0.470	100	83
100	84	228.7	51.8	51.8	0.450	249.8	52.3	52.3	0.450	270.6	52.9	52.8	0.450	100	84
100	85	238.3	51.9	51.9	0.432	260.4	52.4	52.4	0.432	282.0	53.0	53.0	0.432	100	85
100	86	248.2	52.1	52.1	0.414	271.3	52.6	52.6	0.414	293.8	53.2	53.2	0.414	100	86
100	87	258.4	52.2	52.2	0.397	282.4	52.8	52.8	0.397	305.8	53.4	53.4	0.397	100	87
100	88	268.8	52.4	52.4	0.381	293.7	53.0	53.0	0.381	318.2	53.5	53.5	0.380	100	88
100	89	279.4	52.5	52.5	0.366	305.4	53.2	53.2	0.366	330.8	53.8	53.8	0.365	100	89
100	90	290.3	52.7	52.7	0.352	317.3	53.4	53.4	0.351	343.7	54.0	54.0	0.350	100	90
100	91	301.5	52.9	52.9	0.338	329.5	53.6	53.6	0.337	357.0	54.2	54.2	0.336	100	91
100	92	312.9	53.1	53.1	0.325	342.1	53.8	53.8	0.324	370.6	54.4	54.4	0.323	100	92
100	93	324.7	53.3	53.3	0.313	354.9	54.0	54.0	0.312	384.5	54.7	54.7	0.311	100	93
100	94	336.7	53.5	53.5	0.301	368.1	54.2	54.2	0.300	398.8	54.9	54.9	0.299	100	94
100	95	349.0	53.7	53.7	0.290	381.5	54.5	54.5	0.289	413.4	55.2	55.2	0.287	100	95
100	96	361.7	53.9	53.9	0.279	395.4	54.7	54.7	0.278	428.4	55.4	55.4	0.276	100	96
100	97	374.6	54.2	54.2	0.269	409.5	54.9	54.9	0.267	443.7	55.7	55.7	0.266	100	97
105	71	124.3	50.4	49.7	0.916	136.1	50.7	49.9	0.920	147.7	50.9	50.1	0.924	105	71
105	72	130.3	50.7	50.0	0.870	142.5	51.0	50.3	0.875	154.6	51.3	50.5	0.879	105	72
105	73	136.9	50.9	50.2	0.827	149.6	51.2	50.5	0.831	162.1	51.5	50.8	0.835	105	73
105	74	143.8	51.0	50.4	0.785	157.1	51.4	50.8	0.789	170.2	51.8	51.1	0.793	105	74
105	75	151.1	51.2	50.6	0.747	165.0	51.6	51.0	0.750	178.7	51.9	51.3	0.754	105	75
105	76	158.7	51.3	50.7	0.711	173.3	51.7	51.1	0.714	187.6	52.1	51.5	0.717	105	76
105	77	166.6	51.4	50.9	0.677	181.9	51.8	51.3	0.680	196.9	52.2	51.7	0.683	105	77
105	78	174.8	51.4	51.0	0.646	190.9	51.9	51.4	0.648	206.6	52.3	51.8	0.650	105	78
105	79	183.2	51.5	51.1	0.616	200.1	52.0	51.5	0.618	216.6	52.4	52.0	0.620	105	79
105	80	191.8	51.6	51.2	0.589	209.5	52.1	51.7	0.591	226.8	52.5	52.1	0.592	105	80
105	81	200.6	51.7	51.3	0.563	219.1	52.2	51.8	0.565	237.2	52.6	52.3	0.566	105	81
105	82	209.6	51.7	51.5	0.539	229.0	52.2	52.0	0.540	247.9	52.7	52.4	0.542	105	82
105	83	218.8	51.8	51.6	0.517	239.1	52.3	52.1	0.518	258.9	52.9	52.6	0.518	105	83
105	84	228.3	51.9	51.7	0.496	249.4	52.4	52.3	0.496	270.1	53.0	52.8	0.497	105	84
105	85	237.9	52.0	51.9	0.476	260.0	52.6	52.4	0.476	281.5	53.1	52.9	0.476	105	85
105	86	247.8	52.1	52.0	0.457	270.8	52.7	52.6	0.457	293.3	53.2	53.1	0.457	105	86
105	87	257.9	52.2	52.2	0.439	281.9	52.8	52.8	0.439	305.3	53.4	53.3	0.439	105	87
105	88	268.3	52.3	52.3	0.421	293.2	52.9	52.9	0.421	317.7	53.5	53.5	0.421	105	88
105	89	279.0	52.5	52.5	0.405	304.9	53.1	53.1	0.405	330.3	53.7	53.7	0.404	105	89
105	90	289.9	52.7	52.7	0.389	316.8	53.3	53.3	0.389	343.2	53.9	53.9	0.388	105	90
105	91	301.0	52.9	52.9	0.374	329.0	53.5	53.5	0.374	356.5	54.2	54.2	0.373	105	91
105	92	312.5	53.1	53.1	0.360	341.6	53.7	53.7	0.359	370.0	54.4	54.4	0.359	105	92
105	93	324.2	53.3	53.3	0.347	354.4	54.0	54.0	0.346	384.0	54.6	54.6	0.345	105	93
105	94	336.2	53.5	53.5	0.334	367.5	54.2	54.2	0.333	398.2	54.9	54.9	0.332	105	94
105	95	348.5	53.7	53.7	0.321	381.0	54.4	54.4	0.320	412.8	55.1	55.1	0.319	105	95
105	96	361.2	53.9	53.9	0.310	394.8	54.7	54.7	0.308	427.8	55.4	55.4	0.307	105	96
105	97	374.1	54.1	54.1	0.298	409.0	54.9	54.9	0.297	443.1	55.7	55.7	0.296	105	97
105	98	387.4	54.4	54.4	0.287	423.5	55.2	55.2	0.286	458.9	55.9	55.9	0.285	105	98
105	99	401.0	54.6	54.6	0.277	438.4	55.4	55.4	0.276	475.0	56.2	56.2	0.274	105	99
105	100	415.0	54.9	54.9	0.267	453.6	55.7	55.7	0.266	491.5	56.5	56.5	0.264	105	100
105	101	429.3	55.1	55.1	0.258	469.3	56.0	56.0	0.256	508.5	56.8	56.8	0.254	105	101
105	102	444.0	55.4	55.4	0.248	485.3	56.3	56.3	0.247	525.9	57.2	57.2	0.245	105	102

MIL-PRF-2939G  
w/INT AMENDMENT 1

APPENDIX A

**DW COIL PERFORMANCE CHART**      Coil Size: DW 66  
Entering Water = 45      Leaving Water = 51.67

AIR TEMP. ( °F )		AIRFLOW								AIR TEMP ( °F )	
		2500 CFM (FPM = 500)				2700 CFM (FPM = 540)					
EDB	EWB	MBH	LDB	LWB	SHR	MBH	LDB	LWB	SHR	EDB	EWB
75	59	69.28	49.7	48.6	1.000	74.41	49.8	48.7	1.000	75	59
75	60	72.49	49.7	49.3	0.956	77.57	49.8	49.4	0.961	75	60
75	61	76.85	50.2	49.9	0.884	82.10	50.3	50.0	0.889	75	61
75	62	82.38	50.6	50.3	0.814	87.88	50.7	50.4	0.818	75	62
75	63	88.83	50.8	50.5	0.748	94.68	51.0	50.7	0.752	75	63
75	64	96.02	51.0	50.7	0.689	102.3	51.2	50.9	0.692	75	64
75	65	103.8	51.0	50.8	0.636	110.5	51.3	51.1	0.639	75	65
75	66	112.0	51.1	50.9	0.589	119.3	51.3	51.1	0.591	75	66
75	67	120.4	51.1	51.0	0.548	128.3	51.4	51.2	0.549	75	67
75	68	128.9	51.2	51.1	0.511	137.4	51.5	51.4	0.512	75	68
75	69	137.6	51.2	51.2	0.478	146.7	51.5	51.5	0.479	75	69
75	70	146.5	51.3	51.3	0.448	156.2	51.6	51.6	0.449	75	70
75	71	155.5	51.4	51.4	0.421	165.9	51.7	51.7	0.421	75	71
75	72	164.8	51.5	51.5	0.396	175.8	51.8	51.8	0.396	75	72
80	61	82.52	49.8	48.9	1.000	88.67	50.0	49.0	1.000	80	61
80	62	86.87	49.9	49.5	0.949	92.99	50.0	49.6	0.953	80	62
80	63	91.81	50.4	50.0	0.884	98.12	50.6	50.1	0.889	80	63
80	64	97.79	50.7	50.4	0.822	104.4	50.9	50.5	0.826	80	64
80	65	104.6	51.0	50.6	0.763	111.6	51.2	50.8	0.767	80	65
80	66	112.1	51.1	50.8	0.709	119.5	51.4	51.1	0.712	80	66
80	67	120.0	51.2	51.0	0.660	128.0	51.5	51.2	0.663	80	67
80	68	128.5	51.3	51.1	0.616	137.0	51.6	51.3	0.618	80	68
80	69	137.2	51.4	51.2	0.577	146.3	51.7	51.4	0.578	80	69
80	70	146.1	51.4	51.3	0.541	155.8	51.7	51.6	0.542	80	70
80	71	155.1	51.5	51.4	0.509	165.5	51.8	51.7	0.510	80	71
80	72	164.4	51.6	51.5	0.480	175.4	51.9	51.8	0.480	80	72
80	73	173.8	51.7	51.6	0.453	185.5	52.0	52.0	0.453	80	73
80	74	183.5	51.8	51.8	0.428	195.8	52.1	52.1	0.428	80	74
80	75	193.3	51.9	51.9	0.405	206.4	52.2	52.2	0.405	80	75
80	76	203.4	52.0	52.0	0.384	217.2	52.4	52.4	0.383	80	76
80	77	213.8	52.2	52.2	0.364	228.2	52.6	52.6	0.363	80	77
85	63	95.72	50.0	49.3	1.000	102.9	50.2	49.4	1.000	85	63
85	64	101.6	50.2	49.7	0.939	108.8	50.3	49.8	0.943	85	64
85	65	107.1	50.6	50.2	0.880	114.6	50.8	50.3	0.884	85	65
85	66	113.6	51.0	50.5	0.823	121.3	51.2	50.7	0.827	85	66
85	67	120.8	51.2	50.8	0.770	129.0	51.4	51.0	0.774	85	67
85	68	128.6	51.4	51.0	0.720	137.2	51.6	51.2	0.724	85	68
85	69	136.9	51.5	51.1	0.675	146.0	51.8	51.4	0.678	85	69
85	70	145.7	51.6	51.3	0.634	155.4	51.9	51.5	0.636	85	70
85	71	154.7	51.6	51.4	0.596	165.0	51.9	51.7	0.598	85	71
85	72	164.0	51.7	51.5	0.562	174.9	52.0	51.8	0.564	85	72
85	73	173.4	51.8	51.6	0.531	185.0	52.1	51.9	0.532	85	73
85	74	183.0	51.9	51.7	0.503	195.4	52.2	52.1	0.504	85	74
85	75	192.9	52.0	51.9	0.476	205.9	52.3	52.2	0.477	85	75
85	76	203.0	52.1	52.0	0.452	216.7	52.4	52.4	0.452	85	76
85	77	213.3	52.2	52.2	0.430	227.7	52.5	52.5	0.430	85	77
85	78	223.8	52.3	52.3	0.408	239.0	52.7	52.7	0.408	85	78
85	79	234.6	52.5	52.5	0.388	250.6	52.9	52.9	0.388	85	79
85	80	245.6	52.6	52.6	0.370	262.4	53.0	53.0	0.369	85	80
85	81	256.9	52.8	52.8	0.352	274.5	53.2	53.2	0.351	85	81
85	82	268.5	53.0	53.0	0.336	286.8	53.4	53.4	0.335	85	82

MIL-PRF-2939G  
w/INT AMENDMENT 1

APPENDIX A

**DW COIL PERFORMANCE CHART**      **Coil Size: DW 66**  
**Entering Water = 45**      **Leaving Water = 51.67**

AIR TEMP. (°F)		AIRFLOW								AIR TEMP. (°F)	
		2500 CFM (FPM = 500)				2700 CFM (FPM = 540)					
EDB	EWB	MBH	LDB	LWB	SHR	MBH	LDB	LWB	SHR	EDB	EWB
90	65	111.9	49.9	49.3	0.981	120.0	50.1	49.5	0.984	90	65
90	66	116.9	50.5	49.9	0.927	125.1	50.7	50.1	0.931	90	66
90	67	123.0	50.9	50.4	0.873	131.5	51.1	50.6	0.877	90	67
90	68	130.0	51.2	50.7	0.820	138.9	51.4	50.9	0.824	90	68
90	69	137.6	51.4	51.0	0.771	146.9	51.7	51.2	0.775	90	69
90	70	145.8	51.6	51.2	0.726	155.6	51.9	51.4	0.729	90	70
90	71	154.4	51.7	51.3	0.684	164.8	52.0	51.6	0.687	90	71
90	72	163.5	51.8	51.5	0.645	174.5	52.1	51.8	0.648	90	72
90	73	173.0	51.9	51.6	0.610	184.6	52.2	51.9	0.612	90	73
90	74	182.6	52.0	51.7	0.577	194.9	52.3	52.1	0.579	90	74
90	75	192.5	52.1	51.9	0.547	205.4	52.4	52.2	0.548	90	75
90	76	202.5	52.2	52.0	0.519	216.2	52.5	52.4	0.520	90	76
90	77	212.8	52.3	52.1	0.494	227.2	52.7	52.5	0.494	90	77
90	78	223.4	52.4	52.3	0.470	238.5	52.8	52.7	0.470	90	78
90	79	234.1	52.5	52.5	0.448	250.1	52.9	52.8	0.448	90	79
90	80	245.2	52.6	52.6	0.427	261.9	53.0	53.0	0.427	90	80
90	81	256.4	52.8	52.8	0.407	273.9	53.2	53.2	0.407	90	81
90	82	268.0	53.0	53.0	0.388	286.3	53.4	53.4	0.388	90	82
90	83	279.8	53.1	53.1	0.371	298.9	53.6	53.6	0.370	90	83
90	84	291.9	53.3	53.3	0.354	311.9	53.8	53.8	0.354	90	84
90	85	304.3	53.5	53.5	0.339	325.1	54.0	54.0	0.338	90	85
90	86	317.0	53.7	53.7	0.324	338.7	54.2	54.2	0.323	90	86
90	87	329.9	53.9	53.9	0.310	352.6	54.5	54.5	0.309	90	87
95	67	126.9	50.3	49.7	0.964	136.1	50.5	49.8	0.968	95	67
95	68	132.7	50.8	50.2	0.913	142.0	51.0	50.4	0.917	95	68
95	69	139.4	51.2	50.6	0.863	149.1	51.4	50.8	0.867	95	69
95	70	146.9	51.5	50.9	0.815	157.0	51.7	51.2	0.819	95	70
95	71	155.0	51.7	51.2	0.769	165.6	52.0	51.4	0.773	95	71
95	72	163.6	51.9	51.4	0.727	174.7	52.2	51.7	0.730	95	72
95	73	172.7	52.0	51.6	0.688	184.3	52.3	51.9	0.691	95	73
95	74	182.2	52.1	51.7	0.651	194.4	52.5	52.0	0.654	95	74
95	75	192.0	52.2	51.8	0.617	205.0	52.6	52.2	0.620	95	75
95	76	202.1	52.3	52.0	0.586	215.7	52.7	52.3	0.588	95	76
95	77	212.4	52.4	52.1	0.558	226.8	52.8	52.5	0.559	95	77
95	78	222.9	52.5	52.3	0.531	238.0	52.9	52.7	0.532	95	78
95	79	233.7	52.6	52.4	0.506	249.5	53.0	52.8	0.507	95	79
95	80	244.7	52.7	52.6	0.483	261.3	53.1	53.0	0.483	95	80
95	81	255.9	52.8	52.8	0.461	273.4	53.3	53.2	0.461	95	81
95	82	267.5	53.0	52.9	0.441	285.7	53.4	53.4	0.441	95	82
95	83	279.3	53.1	53.1	0.421	298.4	53.6	53.6	0.421	95	83
95	84	291.4	53.3	53.3	0.403	311.3	53.8	53.8	0.403	95	84
95	85	303.8	53.5	53.5	0.385	324.6	54.0	54.0	0.385	95	85
95	86	316.4	53.7	53.7	0.369	338.1	54.2	54.2	0.368	95	86
95	87	329.4	53.9	53.9	0.353	352.0	54.4	54.4	0.353	95	87
95	88	342.7	54.1	54.1	0.338	366.2	54.7	54.7	0.338	95	88
95	89	356.3	54.4	54.4	0.324	380.8	54.9	54.9	0.323	95	89
95	90	370.2	54.6	54.6	0.311	395.7	55.1	55.1	0.310	95	90
95	91	384.5	54.8	54.8	0.298	411.0	55.4	55.4	0.297	95	91
95	92	399.1	55.1	55.1	0.286	426.6	55.7	55.7	0.285	95	92

MIL-PRF-2939G  
w/INT AMENDMENT 1

APPENDIX A

DW COIL PERFORMANCE CHART      Coil Size: DW 66  
Entering Water = 45      Leaving Water = 51.67

AIR TEMP. (°F)		AIRFLOW								AIR TEMP (°F)	
		2500 CFM (FPM = 500)				2700 CFM (FPM = 540)					
EDB	EWB	MBH	LDB	LWB	SHR	MBH	LDB	LWB	SHR	EDB	EWB
100	69	142.7	50.7	50.0	0.947	152.9	50.9	50.2	0.950	100	69
100	70	149.2	51.2	50.5	0.898	159.7	51.4	50.7	0.902	100	70
100	71	156.5	51.5	50.9	0.851	167.4	51.8	51.1	0.855	100	71
100	72	164.6	51.8	51.2	0.807	175.9	52.1	51.4	0.810	100	72
100	73	173.2	52.0	51.4	0.764	185.0	52.3	51.7	0.768	100	73
100	74	182.2	52.2	51.6	0.725	194.6	52.5	51.9	0.728	100	74
100	75	191.7	52.3	51.8	0.688	204.7	52.7	52.1	0.691	100	75
100	76	201.6	52.4	52.0	0.653	215.3	52.8	52.3	0.656	100	76
100	77	211.9	52.5	52.1	0.621	226.3	52.9	52.5	0.624	100	77
100	78	222.4	52.6	52.3	0.592	237.5	53.0	52.6	0.594	100	78
100	79	233.2	52.7	52.4	0.564	249.0	53.1	52.8	0.566	100	79
100	80	244.2	52.8	52.6	0.538	260.8	53.3	53.0	0.539	100	80
100	81	255.5	53.0	52.7	0.514	272.9	53.4	53.2	0.515	100	81
100	82	267.0	53.1	52.9	0.492	285.2	53.5	53.3	0.492	100	82
100	83	278.8	53.2	53.1	0.470	297.8	53.7	53.5	0.471	100	83
100	84	290.9	53.4	53.3	0.450	310.8	53.8	53.7	0.451	100	84
100	85	303.2	53.5	53.5	0.432	324.0	54.0	54.0	0.432	100	85
100	86	315.9	53.7	53.7	0.414	337.5	54.2	54.2	0.413	100	86
100	87	328.9	53.9	53.9	0.396	351.4	54.4	54.4	0.396	100	87
100	88	342.1	54.1	54.1	0.380	365.6	54.6	54.6	0.380	100	88
100	89	355.7	54.3	54.3	0.364	380.2	54.9	54.9	0.364	100	89
100	90	369.7	54.6	54.6	0.350	395.1	55.1	55.1	0.349	100	90
100	91	383.9	54.8	54.8	0.336	410.3	55.4	55.4	0.335	100	91
100	92	398.6	55.0	55.0	0.322	426.0	55.6	55.6	0.321	100	92
100	93	413.5	55.3	55.3	0.310	442.0	55.9	55.9	0.308	100	93
100	94	428.9	55.6	55.6	0.297	458.4	56.2	56.2	0.296	100	94
100	95	444.6	55.8	55.8	0.286	475.2	56.5	56.5	0.285	100	95
100	96	460.7	56.1	56.1	0.275	492.5	56.8	56.8	0.273	100	96
100	97	477.3	56.4	56.4	0.264	510.1	57.1	57.1	0.263	100	97
105	71	159.2	51.1	50.4	0.928	170.5	51.4	50.6	0.932	105	71
105	72	166.4	51.5	50.8	0.883	178.1	51.8	51.0	0.886	105	72
105	73	174.4	51.8	51.1	0.839	186.5	52.1	51.4	0.842	105	73
105	74	183.0	52.1	51.4	0.797	195.6	52.4	51.7	0.800	105	74
105	75	192.1	52.3	51.7	0.757	205.2	52.6	52.0	0.760	105	75
105	76	201.6	52.5	51.9	0.720	215.3	52.8	52.2	0.723	105	76
105	77	211.6	52.6	52.1	0.685	225.9	53.0	52.4	0.688	105	77
105	78	222.0	52.7	52.2	0.653	237.0	53.1	52.6	0.655	105	78
105	79	232.7	52.9	52.4	0.622	248.5	53.3	52.8	0.624	105	79
105	80	243.7	53.0	52.5	0.594	260.3	53.4	53.0	0.596	105	80
105	81	255.0	53.1	52.7	0.567	272.4	53.5	53.1	0.569	105	81
105	82	266.5	53.2	52.9	0.543	284.7	53.7	53.3	0.544	105	82
105	83	278.3	53.3	53.1	0.519	297.3	53.8	53.5	0.520	105	83
105	84	290.3	53.5	53.3	0.497	310.2	54.0	53.7	0.498	105	84
105	85	302.7	53.6	53.4	0.477	323.4	54.1	53.9	0.477	105	85
105	86	315.3	53.8	53.6	0.457	337.0	54.3	54.1	0.458	105	86
105	87	328.3	53.9	53.9	0.439	350.8	54.4	54.4	0.439	105	87
105	88	341.6	54.1	54.1	0.421	365.0	54.6	54.6	0.421	105	88
105	89	355.2	54.3	54.3	0.404	379.6	54.8	54.8	0.404	105	89
105	90	369.1	54.5	54.5	0.388	394.5	55.1	55.1	0.388	105	90
105	91	383.4	54.8	54.8	0.373	409.7	55.3	55.3	0.372	105	91
105	92	398.0	55.0	55.0	0.358	425.4	55.6	55.6	0.358	105	92
105	93	412.9	55.3	55.3	0.344	441.4	55.9	55.9	0.343	105	93
105	94	428.3	55.5	55.5	0.331	457.8	56.2	56.2	0.330	105	94
105	95	444.0	55.8	55.8	0.318	474.6	56.4	56.4	0.317	105	95
105	96	460.1	56.1	56.1	0.306	491.8	56.7	56.7	0.305	105	96
105	97	476.6	56.4	56.4	0.294	509.5	57.1	57.1	0.293	105	97
105	98	493.6	56.7	56.7	0.283	527.5	57.4	57.4	0.282	105	98
105	99	510.9	57.0	57.0	0.273	546.1	57.7	57.7	0.271	105	99
105	100	528.7	57.3	57.3	0.262	565.1	58.1	58.1	0.261	105	100
105	101	546.9	57.6	57.6	0.253	584.6	58.4	58.4	0.251	105	101
105	102	565.6	58.0	58.0	0.243	604.5	58.8	58.8	0.242	105	102



MIL-PRF-2939G  
w/INT AMENDMENT 1

APPENDIX A

**DW COIL PERFORMANCE CHART      Coil Size: DW 67**  
**Entering Water = 45      Leaving Water = 51.67**

AIR TEMP. (°F)		2200 CFM (FPM = 293)					AIRFLOW 2600 CFM (FPM = 347)				3000 CFM ( FPM = 400)				AIR TEMP (°F)	
		MBH	LDB	LWB	SHR		MBH	LDB	LWB	SHR	MBH	LDB	LWB	SHR		
75	59	62.87	49.2	48.4	1.000		73.77	49.5	48.5	1.000	84.30	49.8	48.6	1.000	75	59
75	60	67.39	49.3	48.8	0.934		78.51	49.5	49.1	0.943	89.10	49.8	49.3	0.950	75	60
75	61	72.24	49.6	49.2	0.861		83.88	50.0	49.5	0.869	94.95	50.2	49.8	0.878	75	61
75	62	78.01	49.8	49.5	0.791		90.37	50.2	49.8	0.799	102.2	50.6	50.1	0.807	75	62
75	63	84.55	49.9	49.6	0.728		97.82	50.4	50.0	0.735	110.4	50.7	50.4	0.742	75	63
75	64	91.59	49.9	49.7	0.672		105.9	50.4	50.1	0.678	119.5	50.8	50.5	0.684	75	64
75	65	99.01	49.9	49.7	0.622		114.5	50.4	50.2	0.627	129.2	50.9	50.6	0.632	75	65
75	66	106.6	49.9	49.7	0.579		123.3	50.4	50.2	0.583	139.3	50.9	50.7	0.586	75	66
75	67	114.3	49.9	49.8	0.541		132.4	50.5	50.3	0.543	149.6	50.9	50.8	0.545	75	67
75	68	122.1	49.9	49.8	0.507		141.6	50.5	50.4	0.508	160.0	51.0	50.9	0.509	75	68
75	69	130.2	49.9	49.9	0.476		151.0	50.5	50.4	0.477	170.7	51.0	51.0	0.477	75	69
75	70	138.3	49.9	49.9	0.448		160.5	50.5	50.5	0.448	181.6	51.1	51.1	0.448	75	70
75	71	146.7	50.0	50.0	0.422		170.3	50.6	50.6	0.422	192.7	51.2	51.2	0.421	75	71
75	72	155.2	50.1	50.1	0.398		180.3	50.7	50.7	0.397	204.1	51.3	51.3	0.397	75	72
80	61	76.44	49.4	48.7	1.000		87.81	49.7	48.8	1.000	100.3	50.0	49.0	1.000	80	61
80	62	80.59	49.5	48.9	0.927		93.91	49.8	49.2	0.936	106.7	50.0	49.5	0.943	80	62
80	63	85.98	49.8	49.3	0.862		99.95	50.1	49.6	0.870	113.3	50.5	49.9	0.878	80	63
80	64	92.16	49.9	49.5	0.800		107.0	50.4	49.9	0.808	121.0	50.8	50.3	0.815	80	64
80	65	99.00	50.0	49.6	0.743		114.7	50.5	50.1	0.750	129.7	50.9	50.5	0.757	80	65
80	66	106.3	50.1	49.7	0.692		123.1	50.6	50.2	0.698	139.1	51.1	50.6	0.704	80	66
80	67	113.9	50.1	49.8	0.646		132.0	50.6	50.3	0.651	149.1	51.1	50.8	0.656	80	67
80	68	121.8	50.1	49.8	0.605		141.2	50.6	50.4	0.609	159.5	51.2	50.8	0.612	80	68
80	69	129.8	50.1	49.9	0.568		150.5	50.7	50.4	0.571	170.2	51.2	50.9	0.574	80	69
80	70	138.0	50.1	49.9	0.535		160.1	50.7	50.5	0.537	181.1	51.3	51.0	0.539	80	70
80	71	146.3	50.1	50.0	0.505		169.8	50.7	50.6	0.506	192.2	51.3	51.2	0.508	80	71
80	72	154.8	50.1	50.1	0.478		179.8	50.8	50.7	0.478	203.6	51.4	51.3	0.479	80	72
80	73	163.5	50.1	50.1	0.453		190.0	50.8	50.8	0.453	215.1	51.4	51.4	0.453	80	73
80	74	172.4	50.2	50.2	0.429		200.4	50.9	50.9	0.429	227.0	51.5	51.5	0.428	80	74
80	75	181.5	50.3	50.3	0.407		211.0	51.0	51.0	0.406	239.1	51.7	51.7	0.405	80	75
80	76	190.8	50.4	50.4	0.386		221.9	51.1	51.1	0.385	251.5	51.8	51.8	0.384	80	76
80	77	200.3	50.5	50.5	0.367		233.0	51.2	51.2	0.366	264.1	51.9	51.9	0.365	80	77
85	63	89.29	49.2	48.6	0.979		104.5	49.5	48.8	0.986	119.0	50.2	49.4	1.000	85	63
85	64	94.23	49.7	49.1	0.918		109.8	50.0	49.4	0.926	124.8	50.3	49.7	0.933	85	64
85	65	100.1	49.9	49.4	0.859		116.5	50.4	49.8	0.867	132.1	50.7	50.1	0.874	85	65
85	66	106.8	50.1	49.6	0.802		124.0	50.6	50.0	0.810	140.4	51.0	50.4	0.817	85	66
85	67	113.9	50.2	49.7	0.751		132.2	50.7	50.2	0.758	149.6	51.2	50.6	0.764	85	67
85	68	121.5	50.2	49.8	0.704		140.9	50.8	50.3	0.710	159.4	51.3	50.8	0.715	85	68
85	69	129.5	50.2	49.8	0.661		150.1	50.8	50.4	0.666	169.7	51.4	50.9	0.671	85	69
85	70	137.6	50.2	49.9	0.622		159.7	50.9	50.5	0.626	180.6	51.4	51.0	0.630	85	70
85	71	145.9	50.3	50.0	0.587		169.4	50.9	50.6	0.590	191.7	51.5	51.1	0.593	85	71
85	72	154.4	50.3	50.0	0.555		179.4	50.9	50.7	0.558	203.0	51.5	51.3	0.560	85	72
85	73	163.1	50.3	50.1	0.526		189.5	51.0	50.8	0.528	214.6	51.6	51.4	0.530	85	73
85	74	172.0	50.3	50.2	0.499		199.9	51.0	50.9	0.500	226.4	51.7	51.5	0.502	85	74
85	75	181.1	50.3	50.3	0.475		210.5	51.1	51.0	0.475	238.5	51.7	51.6	0.476	85	75
85	76	190.3	50.4	50.4	0.452		221.4	51.1	51.1	0.452	250.9	51.8	51.8	0.452	85	76
85	77	199.9	50.5	50.5	0.430		232.5	51.2	51.2	0.430	263.6	51.9	51.9	0.430	85	77
85	78	209.5	50.6	50.6	0.410		243.9	51.3	51.3	0.409	276.5	52.1	52.1	0.408	85	78
85	79	219.5	50.7	50.7	0.390		255.5	51.5	51.5	0.389	289.7	52.2	52.2	0.389	85	79
85	80	229.6	50.8	50.8	0.373		267.4	51.6	51.6	0.371	303.2	52.4	52.4	0.370	85	80
85	81	240.1	50.9	50.9	0.356		279.5	51.7	51.7	0.354	317.1	52.5	52.5	0.353	85	81
85	82	250.7	51.0	51.0	0.340		291.9	51.9	51.9	0.338	331.3	52.7	52.7	0.336	85	82

MIL-PRF-2939G  
w/INT AMENDMENT 1

APPENDIX A

**DW COIL PERFORMANCE CHART**      **Coil Size: DW 67**  
**Entering Water = 45**      **Leaving Water = 51.67**

AIR TEMP. (°F)		2200 CFM (FPM = 293)				AIRFLOW 2600 CFM (FPM = 347)				3000 CFM ( FPM = 400)				AIR TEMP (°F)	
		MBH	LDB	LWB	SHR	MBH	LDB	LWB	SHR	MBH	LDB	LWB	SHR		
90	65	102.7	49.5	48.8	0.963	120.1	49.9	49.1	0.970	136.8	50.2	49.4	0.976	90	65
90	66	108.3	49.9	49.2	0.907	126.3	50.3	49.6	0.914	143.5	50.7	49.9	0.922	90	66
90	67	114.7	50.1	49.5	0.852	133.5	50.6	49.9	0.860	151.5	51.0	50.3	0.867	90	67
90	68	121.8	50.3	49.7	0.801	141.6	50.8	50.2	0.808	160.4	51.3	50.6	0.815	90	68
90	69	129.4	50.3	49.8	0.753	150.3	50.9	50.3	0.760	170.2	51.4	50.8	0.766	90	69
90	70	137.3	50.4	49.9	0.709	159.4	51.0	50.5	0.715	180.5	51.6	51.0	0.721	90	70
90	71	145.5	50.4	50.0	0.670	169.0	51.1	50.6	0.674	191.3	51.6	51.1	0.679	90	71
90	72	154.0	50.4	50.0	0.633	178.9	51.1	50.7	0.637	202.5	51.7	51.2	0.641	90	72
90	73	162.7	50.4	50.1	0.600	189.0	51.1	50.8	0.603	214.1	51.8	51.4	0.606	90	73
90	74	171.6	50.5	50.2	0.569	199.5	51.2	50.9	0.572	225.9	51.8	51.5	0.574	90	74
90	75	180.6	50.5	50.3	0.541	210.0	51.2	51.0	0.543	238.0	51.9	51.6	0.545	90	75
90	76	189.9	50.5	50.4	0.515	220.9	51.3	51.1	0.516	250.4	52.0	51.8	0.518	90	76
90	77	199.4	50.6	50.4	0.491	232.0	51.3	51.2	0.492	263.0	52.1	51.9	0.493	90	77
90	78	209.1	50.6	50.5	0.468	243.4	51.4	51.3	0.469	275.9	52.2	52.0	0.469	90	78
90	79	219.0	50.6	50.6	0.447	255.0	51.5	51.5	0.447	289.1	52.2	52.2	0.448	90	79
90	80	229.2	50.8	50.8	0.427	266.8	51.6	51.6	0.427	302.6	52.4	52.4	0.427	90	80
90	81	239.6	50.9	50.9	0.408	279.0	51.7	51.7	0.408	316.5	52.5	52.5	0.407	90	81
90	82	250.2	51.0	51.0	0.390	291.4	51.9	51.9	0.389	330.6	52.7	52.7	0.389	90	82
90	83	261.1	51.1	51.1	0.374	304.1	52.0	52.0	0.372	345.2	52.9	52.9	0.371	90	83
90	84	272.3	51.2	51.2	0.358	317.2	52.2	52.2	0.356	360.0	53.1	53.1	0.355	90	84
90	85	283.7	51.4	51.4	0.343	330.6	52.3	52.3	0.341	375.2	53.2	53.2	0.339	90	85
90	86	295.4	51.5	51.5	0.329	344.2	52.5	52.5	0.327	390.8	53.4	53.4	0.325	90	86
90	87	307.4	51.7	51.7	0.315	358.2	52.7	52.7	0.313	406.7	53.6	53.6	0.311	90	87
95	67	116.7	49.8	49.0	0.946	136.4	50.2	49.4	0.953	155.3	50.6	49.7	0.960	95	67
95	68	123.0	50.1	49.4	0.894	143.4	50.6	49.8	0.901	163.0	51.0	50.2	0.908	95	68
95	69	129.9	50.3	49.6	0.843	151.3	50.9	50.1	0.851	171.7	51.3	50.5	0.858	95	69
95	70	137.5	50.5	49.8	0.796	159.9	51.0	50.3	0.803	181.3	51.5	50.8	0.809	95	70
95	71	145.4	50.5	49.9	0.752	169.0	51.2	50.5	0.758	191.5	51.7	51.0	0.764	95	71
95	72	153.7	50.6	50.0	0.711	178.6	51.2	50.6	0.717	202.3	51.8	51.2	0.722	95	72
95	73	162.3	50.6	50.1	0.674	188.6	51.3	50.7	0.679	213.6	51.9	51.3	0.683	95	73
95	74	171.2	50.6	50.2	0.639	198.9	51.3	50.8	0.643	225.4	52.0	51.5	0.647	95	74
95	75	180.2	50.7	50.2	0.608	209.6	51.4	50.9	0.611	237.5	52.1	51.6	0.614	95	75
95	76	189.5	50.7	50.3	0.578	220.4	51.5	51.1	0.581	249.8	52.2	51.7	0.584	95	76
95	77	199.0	50.7	50.4	0.551	231.5	51.5	51.2	0.553	262.4	52.2	51.9	0.555	95	77
95	78	208.7	50.8	50.5	0.526	242.8	51.6	51.3	0.528	275.3	52.3	52.0	0.529	95	78
95	79	218.6	50.8	50.6	0.503	254.4	51.6	51.4	0.504	288.5	52.4	52.2	0.505	95	79
95	80	228.7	50.8	50.7	0.481	266.3	51.7	51.6	0.481	302.0	52.5	52.3	0.482	95	80
95	81	239.1	50.9	50.8	0.460	278.4	51.8	51.7	0.460	315.8	52.6	52.5	0.461	95	81
95	82	249.7	51.0	51.0	0.441	290.8	51.9	51.8	0.441	330.0	52.7	52.7	0.441	95	82
95	83	260.6	51.1	51.1	0.422	303.6	52.0	52.0	0.421	344.5	52.8	52.8	0.421	95	83
95	84	271.8	51.2	51.2	0.404	316.6	52.2	52.2	0.403	359.3	53.0	53.0	0.403	95	84
95	85	283.2	51.3	51.3	0.387	330.0	52.3	52.3	0.386	374.6	53.2	53.2	0.386	95	85
95	86	294.9	51.5	51.5	0.371	343.7	52.5	52.5	0.370	390.1	53.4	53.4	0.369	95	86
95	87	306.9	51.6	51.6	0.356	357.6	52.7	52.7	0.355	406.1	53.6	53.6	0.354	95	87
95	88	319.1	51.8	51.8	0.342	372.0	52.8	52.8	0.341	422.3	53.8	53.8	0.339	95	88
95	89	331.7	51.9	51.9	0.329	386.7	53.0	53.0	0.327	439.1	54.0	54.0	0.325	95	89
95	90	344.6	52.1	52.1	0.316	401.8	53.2	53.2	0.314	456.2	54.3	54.3	0.312	95	90
95	91	357.8	52.3	52.3	0.304	417.2	53.4	53.4	0.301	473.8	54.5	54.5	0.299	95	91
95	92	371.4	52.4	52.4	0.292	433.0	53.6	53.6	0.290	491.7	54.7	54.7	0.287	95	92

MIL-PRF-2939G  
w/INT AMENDMENT 1

APPENDIX A

DW COIL PERFORMANCE CHART      Coil Size: DW 67  
Entering Water = 45      Leaving Water = 51.67

AIR TEMP. (°F)		2200 CFM (FPM = 293)				AIRFLOW 2600 CFM (FPM = 347)				3000 CFM ( FPM = 400)				AIR TEMP (°F)	
EDB	EWB	MBH	LDB	LWB	SHR	MBH	LDB	LWB	SHR	MBH	LDB	LWB	SHR	EDB	EWB
100	69	131.4	50.1	49.3	0.928	153.5	50.6	49.7	0.935	174.8	51.0	50.0	0.942	100	69
100	70	138.3	50.4	49.6	0.879	161.3	50.9	50.0	0.886	183.2	51.4	50.4	0.893	100	70
100	71	145.8	50.5	49.8	0.832	169.8	51.1	50.3	0.839	192.8	51.6	50.8	0.846	100	71
100	72	153.8	50.7	49.9	0.788	178.9	51.3	50.5	0.795	203.0	51.9	51.0	0.801	100	72
100	73	162.1	50.7	50.1	0.747	188.6	51.4	50.7	0.753	213.8	52.0	51.2	0.759	100	73
100	74	170.8	50.8	50.1	0.709	198.6	51.5	50.8	0.715	225.1	52.1	51.4	0.720	100	74
100	75	179.8	50.8	50.2	0.674	209.1	51.6	50.9	0.679	236.9	52.2	51.6	0.684	100	75
100	76	189.1	50.8	50.3	0.642	219.9	51.6	51.0	0.646	249.2	52.3	51.7	0.650	100	76
100	77	198.5	50.9	50.4	0.612	231.0	51.7	51.2	0.615	261.8	52.4	51.8	0.618	100	77
100	78	208.2	50.9	50.5	0.584	242.3	51.7	51.3	0.586	274.7	52.5	52.0	0.589	100	78
100	79	218.1	51.0	50.6	0.558	253.9	51.8	51.4	0.560	287.9	52.6	52.1	0.562	100	79
100	80	228.3	51.0	50.7	0.533	265.8	51.9	51.5	0.535	301.4	52.7	52.3	0.537	100	80
100	81	238.7	51.0	50.8	0.510	277.9	51.9	51.7	0.512	315.2	52.8	52.5	0.513	100	81
100	82	249.2	51.1	50.9	0.489	290.3	52.0	51.8	0.490	329.4	52.9	52.6	0.491	100	82
100	83	260.2	51.2	51.1	0.469	303.0	52.1	52.0	0.469	343.9	53.0	52.8	0.470	100	83
100	84	271.2	51.2	51.2	0.450	316.0	52.2	52.1	0.450	358.7	53.1	53.0	0.450	100	84
100	85	282.7	51.3	51.3	0.432	329.4	52.3	52.3	0.432	373.9	53.2	53.2	0.432	100	85
100	86	294.3	51.5	51.5	0.414	343.1	52.5	52.5	0.414	389.4	53.4	53.4	0.414	100	86
100	87	306.3	51.6	51.6	0.398	357.0	52.6	52.6	0.397	405.3	53.6	53.6	0.396	100	87
100	88	318.6	51.7	51.7	0.382	371.4	52.8	52.8	0.381	421.7	53.8	53.8	0.380	100	88
100	89	331.2	51.9	51.9	0.367	386.1	53.0	53.0	0.366	438.4	54.0	54.0	0.365	100	89
100	90	344.1	52.1	52.1	0.353	401.1	53.2	53.2	0.351	455.5	54.2	54.2	0.350	100	90
100	91	357.2	52.2	52.2	0.339	416.5	53.4	53.4	0.338	473.0	54.5	54.5	0.336	100	91
100	92	370.8	52.4	52.4	0.327	432.3	53.6	53.6	0.325	491.0	54.7	54.7	0.323	100	92
100	93	384.6	52.6	52.6	0.314	448.6	53.8	53.8	0.312	509.4	55.0	55.0	0.310	100	93
100	94	398.9	52.8	52.8	0.303	465.2	54.0	54.0	0.300	528.3	55.2	55.2	0.298	100	94
100	95	413.4	53.0	53.0	0.292	482.1	54.3	54.3	0.289	547.7	55.5	55.5	0.287	100	95
100	96	428.4	53.2	53.2	0.281	499.6	54.5	54.5	0.278	567.5	55.8	55.8	0.275	100	96
100	97	443.7	53.4	53.4	0.271	517.5	54.8	54.8	0.268	587.9	56.0	56.0	0.265	100	97
105	71	146.8	50.4	49.5	0.910	171.4	50.9	50.0	0.917	195.1	51.4	50.4	0.924	105	71
105	72	154.3	50.6	49.8	0.864	179.9	51.2	50.3	0.871	204.5	51.7	50.7	0.878	105	72
105	73	162.4	50.8	49.9	0.820	189.1	51.4	50.5	0.827	214.7	52.0	51.0	0.834	105	73
105	74	170.8	50.9	50.1	0.779	198.8	51.6	50.7	0.785	225.5	52.2	51.3	0.792	105	74
105	75	179.5	50.9	50.2	0.741	209.0	51.7	50.9	0.747	236.9	52.3	51.5	0.752	105	75
105	76	188.6	51.0	50.3	0.705	219.5	51.8	51.0	0.710	248.9	52.5	51.7	0.716	105	76
105	77	198.1	51.0	50.4	0.672	230.5	51.8	51.1	0.677	261.2	52.6	51.8	0.681	105	77
105	78	207.8	51.1	50.5	0.641	241.8	51.9	51.3	0.645	274.1	52.6	52.0	0.649	105	78
105	79	217.7	51.1	50.6	0.613	253.4	52.0	51.4	0.616	287.3	52.7	52.1	0.619	105	79
105	80	227.8	51.1	50.7	0.586	265.2	52.0	51.5	0.589	300.8	52.8	52.3	0.591	105	80
105	81	238.2	51.2	50.8	0.561	277.4	52.1	51.7	0.563	314.6	52.9	52.4	0.565	105	81
105	82	248.8	51.2	50.9	0.537	289.9	52.2	51.8	0.539	328.7	53.0	52.6	0.541	105	82
105	83	259.6	51.3	51.0	0.515	302.4	52.3	51.9	0.517	343.2	53.1	52.8	0.518	105	83
105	84	270.8	51.4	51.2	0.495	315.5	52.3	52.1	0.495	358.1	53.2	53.0	0.496	105	84
105	85	282.2	51.4	51.3	0.475	328.8	52.4	52.3	0.475	373.2	53.4	53.2	0.476	105	85
105	86	293.8	51.5	51.4	0.456	342.5	52.5	52.4	0.457	388.7	53.5	53.4	0.457	105	86
105	87	305.8	51.6	51.6	0.439	356.4	52.6	52.6	0.439	404.6	53.6	53.6	0.439	105	87
105	88	318.0	51.7	51.7	0.422	370.7	52.8	52.8	0.421	421.0	53.8	53.8	0.421	105	88
105	89	330.7	51.9	51.9	0.405	385.5	53.0	53.0	0.405	437.6	54.0	54.0	0.404	105	89
105	90	343.5	52.0	52.0	0.390	400.5	53.2	53.2	0.389	454.7	54.2	54.2	0.388	105	90
105	91	356.7	52.2	52.2	0.375	415.9	53.4	53.4	0.374	472.3	54.4	54.4	0.373	105	91
105	92	370.2	52.4	52.4	0.361	431.7	53.6	53.6	0.360	490.3	54.7	54.7	0.358	105	92
105	93	384.1	52.6	52.6	0.347	447.9	53.8	53.8	0.346	508.7	54.9	54.9	0.345	105	93
105	94	398.3	52.7	52.7	0.335	464.4	54.0	54.0	0.333	527.6	55.2	55.2	0.331	105	94
105	95	412.8	52.9	52.9	0.322	481.5	54.2	54.2	0.320	546.9	55.4	55.4	0.319	105	95
105	96	427.8	53.1	53.1	0.311	498.9	54.5	54.5	0.309	566.7	55.7	55.7	0.307	105	96
105	97	443.1	53.3	53.3	0.300	516.8	54.7	54.7	0.297	587.0	56.0	56.0	0.295	105	97
105	98	458.8	53.6	53.6	0.289	535.1	55.0	55.0	0.286	607.9	56.3	56.3	0.284	105	98
105	99	474.9	53.8	53.8	0.279	553.9	55.2	55.2	0.276	629.3	56.6	56.6	0.273	105	99
105	100	491.4	54.0	54.0	0.269	573.2	55.5	55.5	0.266	651.2	56.9	56.9	0.263	105	100
105	101	508.4	54.2	54.2	0.259	593.0	55.8	55.8	0.256	673.6	57.2	57.2	0.253	105	101
105	102	525.7	54.5	54.5	0.250	613.2	56.1	56.1	0.247	696.6	57.6	57.6	0.244	105	102

MIL-PRF-2939G  
w/INT AMENDMENT 1

APPENDIX A

**DW COIL PERFORMANCE CHART**      **Coil Size: DW 67**  
**Entering Water = 45**      **Leaving Water = 51.67**

AIR TEMP. (°F)		3400 CFM (FPM = 453)				AIRFLOW 3800 CFM (FPM = 507)				4200 CFM ( FPM = 560)				AIR TEMP (°F)	
		MBH	LDB	LWB	SHR	MBH	LDB	LWB	SHR	MBH	LDB	LWB	SHR		
75	59	94.7	50.0	48.7	1.000	105.2	50.2	48.8	1.000	115.3	50.4	48.9	1.000	75	59
75	60	99.5	50.0	49.5	0.958	109.9	50.2	49.6	0.964	120.0	50.3	49.8	0.971	75	60
75	61	105.7	50.5	50.0	0.885	116.5	50.7	50.2	0.893	126.9	50.9	50.4	0.900	75	61
75	62	113.6	50.9	50.4	0.815	124.9	51.1	50.7	0.822	135.8	51.4	50.9	0.829	75	62
75	63	122.6	51.1	50.7	0.749	134.6	51.4	51.0	0.755	146.2	51.7	51.3	0.761	75	63
75	64	132.6	51.2	50.9	0.689	145.5	51.6	51.2	0.695	157.9	51.9	51.5	0.700	75	64
75	65	143.3	51.3	51.0	0.636	157.2	51.7	51.4	0.640	170.6	52.0	51.7	0.645	75	65
75	66	154.6	51.3	51.1	0.589	169.7	51.7	51.5	0.592	184.2	52.1	51.8	0.596	75	66
75	67	166.1	51.4	51.2	0.548	182.4	51.8	51.6	0.550	198.0	52.2	52.0	0.552	75	67
75	68	177.8	51.5	51.3	0.511	195.4	51.9	51.7	0.513	212.2	52.3	52.1	0.514	75	68
75	69	189.7	51.5	51.4	0.478	208.6	52.0	51.9	0.479	226.6	52.4	52.3	0.480	75	69
75	70	201.9	51.6	51.6	0.448	222.0	52.1	52.0	0.449	241.3	52.5	52.4	0.449	75	70
75	71	214.3	51.7	51.7	0.421	235.8	52.2	52.2	0.421	256.3	52.6	52.6	0.421	75	71
75	72	227.1	51.8	51.8	0.396	249.9	52.3	52.3	0.395	271.6	52.8	52.8	0.395	75	72
80	61	112.7	50.2	49.1	1.000	125.3	50.5	49.2	1.000	137.4	50.7	49.3	1.000	80	61
80	62	119.3	50.3	49.7	0.950	131.8	50.5	49.9	0.957	143.9	50.7	50.0	0.963	80	62
80	63	126.3	50.8	50.2	0.886	139.2	51.0	50.4	0.892	151.7	51.3	50.6	0.899	80	63
80	64	134.7	51.1	50.6	0.823	148.3	51.4	50.9	0.829	161.3	51.7	51.1	0.836	80	64
80	65	144.2	51.3	50.8	0.764	158.6	51.7	51.2	0.770	172.3	52.0	51.5	0.776	80	65
80	66	154.5	51.5	51.0	0.709	169.9	51.9	51.4	0.715	184.5	52.2	51.7	0.720	80	66
80	67	165.6	51.6	51.2	0.660	181.9	52.0	51.6	0.665	197.6	52.4	52.0	0.670	80	67
80	68	177.3	51.6	51.3	0.616	194.7	52.1	51.7	0.620	211.5	52.5	52.1	0.624	80	68
80	69	189.2	51.7	51.4	0.577	207.9	52.1	51.9	0.580	225.9	52.6	52.3	0.582	80	69
80	70	201.4	51.8	51.5	0.541	221.4	52.2	52.0	0.543	240.6	52.7	52.4	0.545	80	70
80	71	213.8	51.8	51.7	0.509	235.1	52.3	52.1	0.510	255.6	52.8	52.6	0.512	80	71
80	72	226.5	51.9	51.8	0.480	249.2	52.4	52.3	0.481	271.0	52.9	52.8	0.482	80	72
80	73	239.5	52.0	52.0	0.453	263.5	52.5	52.5	0.453	286.6	53.0	52.9	0.454	80	73
80	74	252.7	52.1	52.1	0.428	278.2	52.6	52.6	0.428	302.6	53.2	53.1	0.428	80	74
80	75	266.2	52.3	52.3	0.405	293.1	52.8	52.8	0.405	319.0	53.3	53.3	0.404	80	75
80	76	280.1	52.4	52.4	0.383	308.5	53.0	53.0	0.383	335.7	53.5	53.5	0.382	80	76
80	77	294.2	52.6	52.6	0.363	324.1	53.2	53.2	0.362	352.7	53.7	53.7	0.361	80	77
85	63	133.3	50.5	49.5	1.000	145.3	50.8	49.6	1.000	159.5	51.0	49.7	1.000	85	63
85	64	139.5	50.6	49.9	0.940	154.1	50.9	50.1	0.947	168.4	51.1	50.3	0.953	85	64
85	65	147.3	51.1	50.4	0.881	162.5	51.4	50.7	0.888	177.1	51.6	50.9	0.895	85	65
85	66	156.4	51.4	50.8	0.824	172.3	51.7	51.1	0.831	187.5	52.0	51.4	0.837	85	66
85	67	166.5	51.6	51.0	0.771	183.2	52.0	51.4	0.777	199.2	52.3	51.7	0.783	85	67
85	68	177.2	51.8	51.2	0.721	195.0	52.2	51.6	0.726	212.0	52.6	52.0	0.732	85	68
85	69	188.8	51.9	51.4	0.676	207.6	52.3	51.8	0.680	225.5	52.7	52.2	0.685	85	69
85	70	200.8	51.9	51.5	0.634	220.8	52.4	52.0	0.638	239.9	52.9	52.4	0.642	85	70
85	71	213.2	52.0	51.7	0.597	234.5	52.5	52.1	0.600	255.0	53.0	52.6	0.603	85	71
85	72	225.9	52.1	51.8	0.562	248.6	52.6	52.3	0.565	270.3	53.1	52.7	0.567	85	72
85	73	238.9	52.2	51.9	0.531	262.9	52.7	52.4	0.533	285.9	53.2	52.9	0.535	85	73
85	74	252.1	52.3	52.1	0.503	277.5	52.8	52.6	0.504	301.9	53.3	53.1	0.505	85	74
85	75	265.6	52.4	52.2	0.477	292.5	52.9	52.8	0.477	318.2	53.5	53.3	0.478	85	75
85	76	279.5	52.5	52.4	0.452	307.8	53.0	53.0	0.453	334.9	53.6	53.5	0.453	85	76
85	77	293.6	52.6	52.6	0.430	323.4	53.2	53.2	0.430	352.0	53.7	53.7	0.430	85	77
85	78	308.1	52.7	52.7	0.408	339.4	53.3	53.3	0.408	369.5	53.9	53.9	0.408	85	78
85	79	322.9	52.9	52.9	0.388	355.8	53.5	53.5	0.387	387.3	54.1	54.1	0.387	85	79
85	80	338.0	53.1	53.1	0.369	372.5	53.8	53.8	0.368	405.6	54.4	54.4	0.367	85	80
85	81	353.5	53.3	53.3	0.351	389.6	54.0	54.0	0.350	424.3	54.6	54.6	0.349	85	81
85	82	369.4	53.5	53.5	0.335	407.2	54.2	54.2	0.333	443.4	54.9	54.9	0.332	85	82

MIL-PRF-2939G  
w/INT AMENDMENT 1

APPENDIX A

DW COIL PERFORMANCE CHART      Coil Size: DW 67  
Entering Water = 45      Leaving Water = 51.67

AIR TEMP. (°F)		3400 CFM (FPM = 453)				AIRFLOW 3800 CFM (FPM = 507)				4200 CFM ( FPM = 560)				AIR TEMP (°F)	
		MBH	LDB	LWB	SHR	MBH	LDB	LWB	SHR	MBH	LDB	LWB	SHR		
90	65	153.2	50.4	49.6	0.982	169.7	50.6	49.8	0.988	185.8	51.3	50.3	1.000	90	65
90	66	160.4	51.0	50.2	0.928	177.3	51.3	50.4	0.935	193.6	51.5	50.7	0.941	90	66
90	67	169.0	51.4	50.6	0.874	186.5	51.7	50.9	0.881	203.4	52.0	51.2	0.887	90	67
90	68	178.8	51.7	51.0	0.822	197.1	52.1	51.3	0.828	214.7	52.4	51.7	0.834	90	68
90	69	189.5	51.9	51.2	0.772	208.6	52.3	51.6	0.778	227.1	52.7	52.0	0.784	90	69
90	70	200.9	52.1	51.5	0.727	221.0	52.5	51.9	0.732	240.4	53.0	52.3	0.737	90	70
90	71	212.8	52.2	51.6	0.684	234.2	52.7	52.1	0.689	254.7	53.1	52.5	0.694	90	71
90	72	225.4	52.3	51.8	0.645	248.0	52.8	52.3	0.649	269.6	53.3	52.7	0.653	90	72
90	73	238.3	52.4	51.9	0.610	262.2	52.9	52.4	0.613	285.2	53.4	52.9	0.616	90	73
90	74	251.5	52.4	52.1	0.577	276.9	53.0	52.6	0.580	301.2	53.5	53.1	0.582	90	74
90	75	265.0	52.5	52.2	0.547	291.8	53.1	52.8	0.549	317.5	53.7	53.3	0.551	90	75
90	76	278.9	52.6	52.4	0.519	307.1	53.2	52.9	0.521	334.2	53.8	53.5	0.523	90	76
90	77	293.0	52.7	52.5	0.494	322.7	53.4	53.1	0.495	351.3	53.9	53.7	0.496	90	77
90	78	307.4	52.8	52.7	0.470	338.7	53.5	53.3	0.471	368.7	54.1	53.9	0.471	90	78
90	79	322.2	52.9	52.9	0.448	355.0	53.6	53.5	0.448	386.6	54.2	54.1	0.448	90	79
90	80	337.3	53.1	53.1	0.427	371.8	53.7	53.7	0.427	404.8	54.4	54.3	0.427	90	80
90	81	352.9	53.3	53.3	0.407	388.9	53.9	53.9	0.407	423.5	54.6	54.6	0.407	90	81
90	82	368.7	53.5	53.5	0.388	406.4	54.2	54.2	0.387	442.6	54.8	54.8	0.387	90	82
90	83	384.9	53.7	53.7	0.370	424.3	54.4	54.4	0.369	462.2	55.1	55.1	0.369	90	83
90	84	401.5	53.9	53.9	0.354	442.7	54.6	54.6	0.352	482.2	55.3	55.3	0.351	90	84
90	85	418.5	54.1	54.1	0.338	461.4	54.9	54.9	0.336	502.7	55.6	55.6	0.335	90	85
90	86	435.9	54.3	54.3	0.323	480.7	55.1	55.1	0.321	523.7	55.9	55.9	0.320	90	86
90	87	453.7	54.5	54.5	0.309	500.4	55.4	55.4	0.307	545.2	56.1	56.1	0.305	90	87
95	67	173.9	50.9	49.9	0.966	192.6	51.1	50.2	0.972	210.7	51.4	50.4	0.977	95	67
95	68	182.1	51.4	50.5	0.915	201.3	51.7	50.8	0.921	219.8	52.0	51.1	0.927	95	68
95	69	191.6	51.7	50.9	0.864	211.5	52.1	51.3	0.871	230.6	52.5	51.6	0.877	95	69
95	70	202.1	52.0	51.2	0.816	222.8	52.4	51.6	0.822	242.8	52.8	52.0	0.828	95	70
95	71	213.4	52.2	51.5	0.770	235.1	52.7	51.9	0.776	255.9	53.1	52.3	0.782	95	71
95	72	225.3	52.4	51.7	0.728	248.1	52.9	52.2	0.733	270.0	53.4	52.6	0.738	95	72
95	73	237.8	52.5	51.9	0.688	261.8	53.1	52.4	0.693	284.9	53.6	52.9	0.697	95	73
95	74	250.9	52.6	52.0	0.651	276.2	53.2	52.6	0.655	300.5	53.7	53.1	0.659	95	74
95	75	264.4	52.7	52.2	0.618	291.2	53.3	52.7	0.621	316.8	53.8	53.3	0.624	95	75
95	76	278.2	52.8	52.3	0.587	306.4	53.4	52.9	0.589	333.5	54.0	53.5	0.592	95	76
95	77	292.4	52.9	52.5	0.558	322.0	53.5	53.1	0.560	350.5	54.1	53.7	0.562	95	77
95	78	306.8	53.0	52.7	0.531	338.0	53.7	53.3	0.533	367.9	54.3	53.9	0.534	95	78
95	79	321.6	53.1	52.9	0.506	354.3	53.8	53.5	0.507	385.7	54.4	54.1	0.509	95	79
95	80	336.7	53.2	53.0	0.483	371.0	53.9	53.7	0.484	404.0	54.6	54.3	0.485	95	80
95	81	352.2	53.4	53.2	0.461	388.1	54.1	53.9	0.462	422.7	54.7	54.6	0.462	95	81
95	82	368.0	53.5	53.4	0.441	405.6	54.2	54.1	0.441	441.7	54.9	54.8	0.441	95	82
95	83	384.2	53.6	53.6	0.421	423.6	54.4	54.4	0.421	461.3	55.1	55.0	0.421	95	83
95	84	400.8	53.8	53.8	0.403	441.9	54.6	54.6	0.402	481.4	55.3	55.3	0.402	95	84
95	85	417.8	54.1	54.1	0.385	460.7	54.8	54.8	0.384	501.9	55.6	55.6	0.384	95	85
95	86	435.2	54.3	54.3	0.368	479.9	55.1	55.1	0.367	522.8	55.8	55.8	0.367	95	86
95	87	453.0	54.5	54.5	0.352	499.6	55.3	55.3	0.351	544.3	56.1	56.1	0.350	95	87
95	88	471.2	54.7	54.7	0.337	519.7	55.6	55.6	0.336	566.3	56.4	56.4	0.335	95	88
95	89	489.9	55.0	55.0	0.323	540.4	55.9	55.9	0.322	588.8	56.7	56.7	0.320	95	89
95	90	509.1	55.2	55.2	0.310	561.5	56.2	56.2	0.308	611.9	57.0	57.0	0.307	95	90
95	91	528.7	55.5	55.5	0.297	583.2	56.4	56.4	0.295	635.5	57.3	57.3	0.293	95	91
95	92	548.8	55.8	55.8	0.285	605.4	56.7	56.7	0.283	659.8	57.6	57.6	0.281	95	92

MIL-PRF-2939G  
w/INT AMENDMENT 1

APPENDIX A

DW COIL PERFORMANCE CHART      Coil Size: DW 67  
Entering Water = 45      Leaving Water = 51.67

AIR TEMP. (°F)		3400 CFM (FPM = 453)				AIRFLOW 3800 CFM (FPM = 507)				4200 CFM ( FPM = 560)				AIR TEMP (°F)	
		MBH	LDB	LWB	SHR	MBH	LDB	LWB	SHR	MBH	LDB	LWB	SHR		
100	69	195.6	51.3	50.3	0.948	216.5	51.7	50.6	0.954	236.7	52.0	50.9	0.960	100	69
100	70	204.7	51.8	50.8	0.900	226.3	52.2	51.2	0.906	247.1	52.5	51.5	0.912	100	70
100	71	215.1	52.1	51.2	0.853	237.4	52.5	51.6	0.859	258.9	52.9	51.9	0.865	100	71
100	72	226.3	52.4	51.5	0.808	249.6	52.8	51.9	0.814	272.0	53.3	52.3	0.820	100	72
100	73	238.3	52.6	51.8	0.765	262.6	53.1	52.2	0.771	286.0	53.6	52.7	0.776	100	73
100	74	250.8	52.7	52.0	0.725	276.3	53.3	52.5	0.731	300.8	53.8	53.0	0.736	100	74
100	75	263.9	52.9	52.2	0.688	290.6	53.5	52.7	0.693	316.4	54.0	53.2	0.698	100	75
100	76	277.6	53.0	52.3	0.654	305.7	53.6	52.9	0.658	332.7	54.1	53.4	0.662	100	76
100	77	291.7	53.1	52.5	0.622	321.3	53.7	53.1	0.625	349.8	54.3	53.6	0.628	100	77
100	78	306.2	53.2	52.7	0.592	337.2	53.8	53.3	0.595	367.1	54.4	53.8	0.598	100	78
100	79	320.9	53.3	52.8	0.564	353.6	54.0	53.5	0.567	385.0	54.6	54.1	0.569	100	79
100	80	336.0	53.4	53.0	0.538	370.3	54.1	53.7	0.540	403.2	54.8	54.3	0.542	100	80
100	81	351.5	53.5	53.2	0.514	387.4	54.2	53.9	0.516	421.9	54.9	54.5	0.517	100	81
100	82	367.3	53.7	53.4	0.492	404.7	54.4	54.1	0.493	441.0	55.1	54.8	0.494	100	82
100	83	383.5	53.8	53.6	0.470	422.8	54.5	54.3	0.471	460.5	55.3	55.0	0.472	100	83
100	84	400.9	53.9	53.8	0.450	441.1	54.7	54.6	0.451	480.5	55.4	55.3	0.451	100	84
100	85	417.1	54.1	54.0	0.432	459.9	54.9	54.8	0.432	501.0	55.6	55.5	0.432	100	85
100	86	434.4	54.2	54.2	0.413	479.1	55.0	55.0	0.414	522.0	55.8	55.8	0.414	100	86
100	87	452.2	54.5	54.5	0.396	498.7	55.3	55.3	0.396	543.4	56.1	56.1	0.396	100	87
100	88	470.5	54.7	54.7	0.379	518.9	55.6	55.6	0.379	565.3	56.4	56.4	0.379	100	88
100	89	489.2	55.0	55.0	0.364	539.5	55.8	55.8	0.363	587.9	56.7	56.7	0.362	100	89
100	90	508.3	55.2	55.2	0.349	560.7	56.1	56.1	0.348	611.0	57.0	57.0	0.347	100	90
100	91	527.9	55.5	55.5	0.335	582.3	56.4	56.4	0.333	634.5	57.3	57.3	0.332	100	91
100	92	548.0	55.7	55.7	0.321	604.5	56.7	56.7	0.320	658.8	57.6	57.6	0.318	100	92
100	93	568.5	56.0	56.0	0.308	627.2	57.0	57.0	0.307	683.5	57.9	57.9	0.305	100	93
100	94	589.7	56.3	56.3	0.296	650.5	57.3	57.3	0.294	708.9	58.3	58.3	0.293	100	94
100	95	611.2	56.6	56.6	0.284	674.4	57.7	57.7	0.282	735.0	58.6	58.6	0.280	100	95
100	96	633.4	56.9	56.9	0.273	698.8	58.0	58.0	0.271	761.6	59.0	59.0	0.269	100	96
100	97	656.1	57.2	57.2	0.262	723.9	58.3	58.3	0.260	788.9	59.4	59.4	0.258	100	97
105	71	218.3	51.8	50.7	0.930	241.5	52.2	51.0	0.936	264.0	52.5	51.3	0.942	105	71
105	72	228.5	52.2	51.2	0.884	252.4	52.6	51.5	0.890	275.6	53.0	51.9	0.896	105	72
105	73	239.7	52.5	51.5	0.840	264.5	53.0	51.9	0.846	288.5	53.4	52.3	0.852	105	73
105	74	251.6	52.7	51.8	0.798	277.5	53.3	52.3	0.804	302.5	53.7	52.7	0.809	105	74
105	75	264.2	52.9	52.1	0.758	291.2	53.5	52.6	0.764	317.3	54.0	53.1	0.769	105	75
105	76	277.4	53.1	52.3	0.721	305.7	53.7	52.8	0.726	332.9	54.3	53.4	0.731	105	76
105	77	291.2	53.2	52.5	0.686	320.8	53.9	53.1	0.690	349.2	54.5	53.6	0.695	105	77
105	78	305.5	53.3	52.6	0.653	336.6	54.0	53.2	0.657	366.4	54.6	53.8	0.661	105	78
105	79	320.3	53.5	52.8	0.623	352.9	54.1	53.4	0.626	384.2	54.8	54.0	0.629	105	79
105	80	335.4	53.6	53.0	0.594	369.6	54.3	53.6	0.597	402.4	54.9	54.3	0.600	105	80
105	81	350.8	53.7	53.2	0.568	386.7	54.4	53.9	0.570	421.1	55.1	54.5	0.572	105	81
105	82	366.6	53.8	53.4	0.543	404.1	54.6	54.1	0.545	440.1	55.3	54.7	0.547	105	82
105	83	382.8	54.0	53.6	0.519	422.0	54.7	54.3	0.521	459.7	55.4	55.0	0.523	105	83
105	84	399.3	54.1	53.8	0.497	440.3	54.9	54.5	0.499	479.6	55.6	55.2	0.500	105	84
105	85	416.3	54.2	54.0	0.477	459.1	55.0	54.8	0.478	500.1	55.8	55.5	0.479	105	85
105	86	433.7	54.4	54.2	0.457	478.2	55.2	55.0	0.458	521.1	56.0	55.8	0.458	105	86
105	87	451.5	54.5	54.4	0.439	497.9	55.4	55.3	0.439	542.5	56.2	56.0	0.439	105	87
105	88	469.7	54.7	54.7	0.421	518.0	55.6	55.5	0.421	564.5	56.4	56.3	0.421	105	88
105	89	488.4	54.9	54.9	0.404	538.7	55.8	55.8	0.404	587.0	56.6	56.6	0.404	105	89
105	90	507.5	55.2	55.2	0.388	559.8	56.1	56.1	0.387	610.0	56.9	56.9	0.387	105	90
105	91	527.1	55.4	55.4	0.372	581.4	56.4	56.4	0.372	633.6	57.2	57.2	0.371	105	91
105	92	547.2	55.7	55.7	0.357	603.6	56.7	56.7	0.357	657.8	57.6	57.6	0.356	105	92
105	93	567.7	56.0	56.0	0.343	626.3	57.0	57.0	0.342	682.5	57.9	57.9	0.341	105	93
105	94	588.8	56.3	56.3	0.330	649.6	57.3	57.3	0.329	708.0	58.2	58.2	0.328	105	94
105	95	610.4	56.6	56.6	0.317	673.4	57.6	57.6	0.316	734.0	58.6	58.6	0.314	105	95
105	96	632.5	56.9	56.9	0.305	697.8	57.9	57.9	0.303	760.6	59.0	59.0	0.302	105	96
105	97	655.2	57.2	57.2	0.293	722.9	58.3	58.3	0.291	787.9	59.3	59.3	0.290	105	97
105	98	678.5	57.5	57.5	0.282	748.5	58.6	58.6	0.280	815.9	59.7	59.7	0.278	105	98
105	99	702.4	57.8	57.8	0.271	774.9	59.0	59.0	0.269	844.5	60.1	60.1	0.267	105	99
105	100	726.8	58.2	58.2	0.261	801.8	59.4	59.4	0.259	873.9	60.5	60.5	0.256	105	100
105	101	751.9	58.6	58.6	0.251	829.5	59.8	59.8	0.248	904.1	60.9	60.9	0.246	105	101
105	102	777.6	58.9	58.9	0.241	857.8	60.2	60.2	0.239	935.0	61.4	61.4	0.237	105	102

MIL-PRF-2939G  
w/INT AMENDMENT 1

APPENDIX A

**DW COIL PERFORMANCE CHART      Coil Size: DW 68**  
**Entering Water = 45      Leaving Water = 51.67**

AIR TEMP. (°F)		2500 CFM (FPM = 250)				AIRFLOW 3000 CFM (FPM = 300)				3500 CFM ( FPM = 350)				AIR TEMP (°F)	
		MBH	LDB	LWB	SHR	MBH	LDB	LWB	SHR	MBH	LDB	LWB	SHR		
75	59	72.10	48.6	48.1	1.000	85.73	48.9	48.2	1.000	99.17	49.1	48.3	1.000	75	59
75	60	77.86	48.7	48.4	0.923	91.81	49.0	48.7	0.931	105.5	49.2	48.9	0.938	75	60
75	61	83.68	49.0	48.8	0.850	98.37	49.3	49.0	0.858	112.7	49.6	49.3	0.865	75	61
75	62	90.55	49.2	48.9	0.782	106.2	49.5	49.3	0.789	121.4	49.8	49.6	0.796	75	62
75	63	98.18	49.3	49.0	0.721	115.1	49.6	49.4	0.727	131.4	50.0	49.7	0.733	75	63
75	64	106.3	49.3	49.1	0.666	124.7	49.7	49.5	0.671	142.3	50.0	49.8	0.676	75	64
75	65	114.9	49.2	49.0	0.618	134.8	49.6	49.5	0.622	153.8	50.0	49.9	0.626	75	65
75	66	123.6	49.2	49.0	0.576	145.1	49.6	49.5	0.579	165.7	50.0	49.9	0.581	75	66
75	67	132.5	49.2	49.1	0.539	155.6	49.6	49.5	0.541	177.9	50.1	49.9	0.542	75	67
75	68	141.5	49.1	49.1	0.505	166.3	49.6	49.5	0.506	190.2	50.1	50.0	0.508	75	68
75	69	150.7	49.1	49.1	0.475	177.3	49.6	49.6	0.476	202.8	50.1	50.0	0.476	75	69
75	70	160.1	49.1	49.1	0.448	188.4	49.6	49.6	0.448	215.7	50.1	50.1	0.448	75	70
75	71	169.7	49.2	49.2	0.423	199.8	49.7	49.7	0.422	228.8	50.2	50.2	0.422	75	71
75	72	179.5	49.2	49.2	0.400	211.4	49.7	49.7	0.399	242.2	50.2	50.2	0.398	75	72
80	61	87.92	48.4	48.0	0.983	104.2	48.6	48.2	0.990	117.9	49.2	48.6	1.000	80	61
80	62	93.05	48.8	48.5	0.917	109.8	49.1	48.7	0.925	126.2	49.3	48.9	0.931	80	62
80	63	99.49	49.1	48.7	0.852	117.1	49.4	49.1	0.859	134.3	49.7	49.3	0.866	80	63
80	64	106.8	49.2	48.9	0.791	125.5	49.6	49.3	0.798	143.7	49.9	49.6	0.804	80	64
80	65	114.8	49.3	49.0	0.736	134.8	49.7	49.4	0.742	154.1	50.1	49.8	0.747	80	65
80	66	123.2	49.3	49.0	0.686	144.7	49.7	49.5	0.691	165.4	50.1	49.9	0.696	80	66
80	67	132.1	49.3	49.0	0.641	155.1	49.7	49.5	0.645	177.3	50.2	49.9	0.649	80	67
80	68	141.1	49.2	49.1	0.601	165.8	49.7	49.5	0.604	189.7	50.2	50.0	0.607	80	68
80	69	150.3	49.2	49.1	0.566	176.8	49.7	49.6	0.568	202.2	50.2	50.0	0.570	80	69
80	70	159.7	49.2	49.1	0.533	187.9	49.7	49.6	0.535	215.1	50.2	50.1	0.536	80	70
80	71	169.3	49.2	49.1	0.504	199.3	49.7	49.7	0.505	228.2	50.2	50.2	0.506	80	71
80	72	179.1	49.2	49.2	0.477	210.9	49.8	49.7	0.478	241.6	50.3	50.2	0.478	80	72
80	73	189.1	49.2	49.2	0.453	222.7	49.8	49.8	0.453	255.3	50.3	50.3	0.453	80	73
80	74	199.3	49.3	49.3	0.429	234.8	49.8	49.8	0.429	269.2	50.4	50.4	0.429	80	74
80	75	209.7	49.3	49.3	0.408	247.2	49.9	49.9	0.407	283.5	50.5	50.5	0.407	80	75
80	76	220.4	49.4	49.4	0.388	259.9	50.0	50.0	0.387	298.1	50.6	50.6	0.386	80	76
80	77	231.3	49.4	49.4	0.370	272.9	50.1	50.1	0.368	313.1	50.6	50.6	0.367	80	77
85	63	102.8	48.6	48.1	0.969	121.7	48.8	48.4	0.976	140.4	49.0	48.6	0.981	85	63
85	64	108.7	49.0	48.5	0.908	128.4	49.3	48.8	0.915	147.6	49.5	49.1	0.922	85	64
85	65	115.8	49.2	48.8	0.849	136.4	49.5	49.1	0.856	156.5	49.9	49.4	0.863	85	65
85	66	123.6	49.3	48.9	0.794	145.4	49.7	49.3	0.801	166.6	50.1	49.7	0.807	85	66
85	67	131.9	49.3	49.0	0.744	155.1	49.8	49.4	0.749	177.6	50.2	49.8	0.755	85	67
85	68	140.7	49.4	49.1	0.698	165.4	49.8	49.5	0.703	189.3	50.3	49.9	0.707	85	68
85	69	149.9	49.3	49.1	0.656	176.3	49.8	49.6	0.660	201.7	50.3	50.0	0.664	85	69
85	70	159.3	49.3	49.1	0.619	187.4	49.9	49.6	0.622	214.5	50.3	50.1	0.625	85	70
85	71	168.8	49.3	49.1	0.584	198.7	49.9	49.7	0.587	227.6	50.4	50.1	0.589	85	71
85	72	178.6	49.3	49.2	0.553	210.3	49.9	49.7	0.555	241.0	50.4	50.2	0.557	85	72
85	73	188.6	49.3	49.2	0.525	222.2	49.9	49.8	0.526	254.6	50.4	50.3	0.527	85	73
85	74	198.8	49.3	49.2	0.498	234.3	49.9	49.8	0.499	268.6	50.5	50.4	0.500	85	74
85	75	209.2	49.3	49.3	0.474	246.7	49.9	49.9	0.475	282.9	50.5	50.4	0.475	85	75
85	76	219.9	49.4	49.4	0.452	259.3	50.0	50.0	0.452	297.5	50.6	50.5	0.452	85	76
85	77	230.8	49.4	49.4	0.430	272.3	50.0	50.0	0.430	312.4	50.6	50.6	0.430	85	77
85	78	241.9	49.5	49.5	0.411	285.5	50.1	50.1	0.410	327.7	50.7	50.7	0.409	85	78
85	79	253.4	49.5	49.5	0.392	299.0	50.2	50.2	0.391	343.3	50.8	50.8	0.390	85	79
85	80	265.0	49.6	49.6	0.375	312.9	50.3	50.3	0.373	359.3	50.9	50.9	0.372	85	80
85	81	277.0	49.7	49.7	0.358	327.1	50.4	50.4	0.357	375.6	51.1	51.1	0.356	85	81
85	82	289.3	49.8	49.8	0.343	341.6	50.5	50.5	0.341	392.3	51.2	51.2	0.340	85	82

MIL-PRF-2939G  
w/INT AMENDMENT 1

APPENDIX A

**DW COIL PERFORMANCE CHART**      **Coil Size: DW 68**  
**Entering Water = 45**      **Leaving Water = 51.67**

AIR TEMP. (°F)		AIRFLOW												AIR TEMP (°F)	
		2500 CFM ( FPM = 250)				3000 CFM ( FPM = 300)				3500 CFM ( FPM = 350)					
EDB	EWB	MBH	LDB	LWB	SHR	MBH	LDB	LWB	SHR	MBH	LDB	LWB	SHR	EDB	EWB
90	65	118.3	48.8	48.3	0.954	140.0	49.1	48.5	0.960	161.4	49.3	48.8	0.966	90	65
90	66	125.0	49.1	48.6	0.897	147.6	49.4	48.9	0.904	169.7	49.7	49.2	0.910	90	66
90	67	132.6	49.3	48.8	0.843	156.3	49.7	49.2	0.850	179.4	50.0	49.5	0.856	90	67
90	68	140.9	49.4	48.9	0.793	165.9	49.8	49.4	0.799	190.2	50.2	49.8	0.805	90	68
90	69	149.6	49.4	49.0	0.746	176.2	49.9	49.5	0.752	201.9	50.3	49.9	0.757	90	69
90	70	158.8	49.4	49.1	0.704	187.0	49.9	49.6	0.708	214.2	50.4	50.0	0.713	90	70
90	71	168.4	49.4	49.1	0.665	198.2	50.0	49.6	0.669	227.0	50.5	50.1	0.673	90	71
90	72	178.2	49.4	49.2	0.629	209.8	50.0	49.7	0.633	240.4	50.5	50.2	0.636	90	72
90	73	188.1	49.4	49.2	0.597	221.6	50.0	49.7	0.599	254.0	50.5	50.3	0.602	90	73
90	74	198.3	49.4	49.2	0.567	233.7	50.0	49.8	0.569	268.0	50.6	50.3	0.571	90	74
90	75	208.7	49.4	49.3	0.539	246.1	50.1	49.9	0.541	282.2	50.6	50.4	0.542	90	75
90	76	219.4	49.5	49.3	0.514	258.7	50.1	49.9	0.515	296.8	50.7	50.5	0.516	90	76
90	77	230.3	49.5	49.4	0.490	271.7	50.1	50.0	0.491	311.7	50.7	50.6	0.491	90	77
90	78	241.4	49.5	49.5	0.468	284.9	50.1	50.1	0.468	327.0	50.8	50.7	0.469	90	78
90	79	252.8	49.5	49.5	0.447	298.4	50.2	50.2	0.447	342.6	50.8	50.8	0.447	90	79
90	80	264.5	49.6	49.6	0.428	312.3	50.3	50.3	0.427	358.5	50.9	50.9	0.427	90	80
90	81	276.5	49.7	49.7	0.409	326.4	50.4	50.4	0.409	374.9	51.0	51.0	0.408	90	81
90	82	288.7	49.7	49.7	0.392	340.9	50.5	50.5	0.391	391.6	51.2	51.2	0.390	90	82
90	83	301.2	49.8	49.8	0.376	355.8	50.6	50.6	0.374	408.7	51.3	51.3	0.373	90	83
90	84	314.0	49.9	49.9	0.360	371.0	50.7	50.7	0.359	426.3	51.4	51.4	0.357	90	84
90	85	327.2	50.0	50.0	0.346	386.6	50.8	50.8	0.344	444.2	51.6	51.6	0.342	90	85
90	86	340.6	50.1	50.1	0.332	402.5	50.9	50.9	0.330	462.6	51.7	51.7	0.328	90	86
90	87	354.4	50.2	50.2	0.319	418.9	51.0	51.0	0.317	481.4	51.8	51.8	0.315	90	87
95	67	134.4	49.0	48.4	0.937	159.1	49.3	48.7	0.943	183.3	49.6	49.0	0.949	95	67
95	68	141.9	49.2	48.7	0.885	167.6	49.6	49.1	0.891	192.7	50.0	49.4	0.897	95	68
95	69	150.1	49.4	48.9	0.835	177.0	49.8	49.3	0.841	203.3	50.2	49.7	0.847	95	69
95	70	158.9	49.5	49.0	0.788	187.3	49.9	49.5	0.794	214.8	50.4	49.9	0.800	95	70
95	71	168.1	49.5	49.1	0.745	198.1	50.0	49.6	0.750	227.1	50.5	50.0	0.755	95	71
95	72	177.7	49.5	49.1	0.706	209.4	50.1	49.7	0.710	240.0	50.6	50.2	0.715	95	72
95	73	187.7	49.5	49.2	0.669	221.1	50.1	49.7	0.673	253.4	50.7	50.3	0.677	95	73
95	74	197.8	49.5	49.2	0.636	233.2	50.1	49.8	0.639	267.3	50.7	50.3	0.642	95	74
95	75	208.3	49.6	49.3	0.605	245.5	50.2	49.9	0.607	281.6	50.7	50.4	0.610	95	75
95	76	218.9	49.6	49.3	0.576	258.2	50.2	49.9	0.578	296.1	50.8	50.5	0.580	95	76
95	77	229.8	49.6	49.4	0.549	271.1	50.2	50.0	0.551	311.0	50.8	50.6	0.553	95	77
95	78	240.9	49.6	49.4	0.525	284.3	50.3	50.1	0.526	326.3	50.9	50.7	0.527	95	78
95	79	252.3	49.6	49.5	0.502	297.8	50.3	50.2	0.502	341.9	50.9	50.8	0.503	95	79
95	80	264.0	49.6	49.6	0.480	311.6	50.3	50.3	0.481	357.8	51.0	50.9	0.481	95	80
95	81	275.9	49.7	49.6	0.460	325.8	50.4	50.4	0.460	374.1	51.1	51.0	0.460	95	81
95	82	288.1	49.7	49.7	0.441	340.3	50.4	50.4	0.441	390.8	51.1	51.1	0.441	95	82
95	83	300.6	49.8	49.8	0.422	355.1	50.6	50.6	0.422	408.0	51.3	51.3	0.422	95	83
95	84	313.5	49.9	49.9	0.405	370.3	50.7	50.7	0.404	425.5	51.4	51.4	0.404	95	84
95	85	326.6	50.0	50.0	0.389	385.9	50.8	50.8	0.388	443.4	51.5	51.5	0.387	95	85
95	86	340.0	50.1	50.1	0.373	401.8	50.9	50.9	0.372	461.8	51.7	51.7	0.371	95	86
95	87	353.8	50.2	50.2	0.359	418.2	51.0	51.0	0.357	480.6	51.8	51.8	0.356	95	87
95	88	367.9	50.3	50.3	0.345	434.9	51.1	51.1	0.343	499.9	52.0	52.0	0.342	95	88
95	89	382.4	50.4	50.4	0.332	452.0	51.3	51.3	0.330	519.6	52.1	52.1	0.328	95	89
95	90	397.2	50.5	50.5	0.319	469.6	51.4	51.4	0.317	539.9	52.3	52.3	0.316	95	90
95	91	412.4	50.6	50.6	0.307	487.6	51.6	51.6	0.305	560.6	52.5	52.5	0.303	95	91
95	92	428.0	50.7	50.7	0.296	506.1	51.7	51.7	0.294	581.9	52.6	52.6	0.292	95	92



MIL-PRF-2939G  
w/INT AMENDMENT 1

APPENDIX A

**DW COIL PERFORMANCE CHART**      **Coil Size: DW 68**  
**Entering Water = 45**      **Leaving Water = 51.67**

AIR TEMP. (°F)		AIRFLOW												AIR TEMP (°F)	
		2500 CFM (FPM = 250)				3000 CFM (FPM = 300)				3500 CFM ( FPM = 350)					
EDB	EWB	MBH	LDB	LWB	SHR	MBH	LDB	LWB	SHR	MBH	LDB	LWB	SHR	EDB	EWB
100	69	151.4	49.2	48.6	0.920	179.1	49.6	48.9	0.926	206.3	49.9	49.3	0.932	100	69
100	70	159.6	49.4	48.8	0.871	188.5	49.8	49.2	0.877	216.7	50.2	49.6	0.883	100	70
100	71	168.3	49.5	49.0	0.824	198.6	50.0	49.4	0.830	228.2	50.4	49.8	0.836	100	71
100	72	177.6	49.6	49.1	0.781	209.5	50.1	49.6	0.787	240.4	50.6	50.0	0.792	100	72
100	73	187.3	49.6	49.2	0.741	220.8	50.2	49.7	0.746	253.4	50.7	50.2	0.751	100	73
100	74	197.4	49.6	49.2	0.704	232.7	50.2	49.8	0.708	266.9	50.8	50.3	0.713	100	74
100	75	207.8	49.7	49.3	0.670	245.0	50.3	49.8	0.674	280.9	50.8	50.4	0.677	100	75
100	76	218.4	49.7	49.3	0.638	257.6	50.3	49.9	0.641	295.5	50.9	50.5	0.644	100	76
100	77	229.3	49.7	49.4	0.609	270.5	50.3	50.0	0.611	310.4	50.9	50.6	0.614	100	77
100	78	240.4	49.7	49.4	0.581	283.7	50.4	50.1	0.583	325.6	51.0	50.7	0.585	100	78
100	79	251.8	49.7	49.5	0.556	297.2	50.4	50.2	0.557	341.2	51.1	50.8	0.559	100	79
100	80	263.4	49.7	49.6	0.532	311.0	50.4	50.2	0.533	357.1	51.1	50.9	0.534	100	80
100	81	275.4	49.8	49.6	0.510	325.2	50.5	50.3	0.510	373.4	51.2	51.0	0.511	100	81
100	82	287.6	49.8	49.7	0.489	339.6	50.5	50.4	0.489	390.1	51.2	51.1	0.490	100	82
100	83	300.1	49.8	49.8	0.469	354.5	50.6	50.5	0.469	407.2	51.3	51.2	0.469	100	83
100	84	312.9	49.9	49.9	0.450	369.6	50.6	50.6	0.450	424.7	51.4	51.4	0.450	100	84
100	85	326.0	50.0	50.0	0.432	385.2	50.7	50.7	0.432	442.6	51.5	51.5	0.432	100	85
100	86	339.4	50.1	50.1	0.415	401.1	50.9	50.9	0.414	461.0	51.6	51.6	0.414	100	86
100	87	353.2	50.1	50.1	0.399	417.4	51.0	51.0	0.398	479.8	51.8	51.8	0.397	100	87
100	88	367.3	50.2	50.2	0.384	434.2	51.1	51.1	0.383	499.1	51.9	51.9	0.382	100	88
100	89	381.7	50.4	50.4	0.369	451.3	51.2	51.2	0.368	518.8	52.1	52.1	0.367	100	89
100	90	396.5	50.5	50.5	0.355	468.9	51.4	51.4	0.354	539.0	52.3	52.3	0.353	100	90
100	91	411.7	50.6	50.6	0.342	486.8	51.5	51.5	0.341	559.7	52.4	52.4	0.339	100	91
100	92	427.3	50.7	50.7	0.330	505.3	51.7	51.7	0.328	581.0	52.6	52.6	0.326	100	92
100	93	443.2	50.8	50.8	0.318	524.2	51.8	51.8	0.316	602.8	52.8	52.8	0.314	100	93
100	94	459.6	51.0	51.0	0.306	543.6	52.0	52.0	0.304	625.1	53.0	53.0	0.302	100	94
100	95	476.4	51.1	51.1	0.295	563.4	52.2	52.2	0.293	647.9	53.2	53.2	0.291	100	95
100	96	493.6	51.2	51.2	0.285	583.8	52.3	52.3	0.283	671.4	53.4	53.4	0.280	100	96
100	97	511.2	51.4	51.4	0.275	604.7	52.5	52.5	0.273	695.4	53.6	53.6	0.270	100	97
105	71	169.2	49.4	48.7	0.901	200.1	49.8	49.1	0.907	230.4	50.2	49.5	0.913	105	71
105	72	178.0	49.5	48.9	0.856	210.3	50.0	49.4	0.862	241.8	50.5	49.8	0.867	105	72
105	73	187.4	49.6	49.1	0.813	221.2	50.2	49.5	0.818	254.1	50.6	50.0	0.824	105	73
105	74	197.2	49.7	49.2	0.773	232.7	50.3	49.7	0.778	267.1	50.8	50.2	0.783	105	74
105	75	207.4	49.7	49.2	0.735	244.6	50.3	49.8	0.740	280.8	50.9	50.3	0.744	105	75
105	76	217.9	49.8	49.3	0.700	257.0	50.4	49.9	0.704	295.0	51.0	50.5	0.708	105	76
105	77	228.8	49.8	49.4	0.668	269.9	50.4	50.0	0.672	309.7	51.1	50.6	0.675	105	77
105	78	239.9	49.8	49.4	0.638	283.1	50.5	50.1	0.641	324.9	51.1	50.7	0.644	105	78
105	79	251.3	49.8	49.5	0.610	296.6	50.5	50.1	0.612	340.5	51.2	50.8	0.615	105	79
105	80	262.9	49.8	49.5	0.584	310.4	50.6	50.2	0.586	356.4	51.2	50.9	0.588	105	80
105	81	274.8	49.9	49.6	0.559	324.5	50.6	50.3	0.561	372.7	51.3	51.0	0.562	105	81
105	82	287.0	49.9	49.7	0.536	339.0	50.6	50.4	0.537	389.4	51.4	51.1	0.539	105	82
105	83	299.5	49.9	49.8	0.514	353.8	50.7	50.5	0.515	406.4	51.4	51.2	0.516	105	83
105	84	312.3	50.0	49.9	0.494	369.0	50.8	50.6	0.494	423.9	51.5	51.3	0.495	105	84
105	85	325.4	50.0	49.9	0.475	384.5	50.8	50.7	0.475	441.8	51.6	51.5	0.475	105	85
105	86	338.8	50.0	50.0	0.456	400.4	50.9	50.8	0.456	460.2	51.7	51.6	0.457	105	86
105	87	352.6	50.1	50.1	0.439	416.7	51.0	51.0	0.439	479.0	51.8	51.8	0.439	105	87
105	88	366.7	50.2	50.2	0.422	433.4	51.1	51.1	0.422	498.2	51.9	51.9	0.421	105	88
105	89	381.1	50.3	50.3	0.406	450.6	51.2	51.2	0.406	518.0	52.1	52.1	0.405	105	89
105	90	395.9	50.4	50.4	0.391	468.1	51.4	51.4	0.390	538.2	52.2	52.2	0.390	105	90
105	91	411.1	50.6	50.6	0.377	486.1	51.5	51.5	0.376	558.9	52.4	52.4	0.375	105	91
105	92	426.6	50.7	50.7	0.363	504.5	51.6	51.6	0.362	580.1	52.6	52.6	0.361	105	92
105	93	442.6	50.8	50.8	0.350	523.4	51.8	51.8	0.348	601.9	52.8	52.8	0.347	105	93
105	94	458.9	50.9	50.9	0.337	542.8	52.0	52.0	0.336	624.1	53.0	53.0	0.334	105	94
105	95	475.7	51.1	51.1	0.326	562.6	52.1	52.1	0.324	647.0	53.1	53.1	0.322	105	95
105	96	492.9	51.2	51.2	0.314	583.0	52.3	52.3	0.312	670.4	53.4	53.4	0.310	105	96
105	97	510.5	51.4	51.4	0.303	603.8	52.5	52.5	0.301	694.5	53.6	53.6	0.299	105	97
105	98	528.6	51.5	51.5	0.293	625.3	52.7	52.7	0.291	719.1	53.8	53.8	0.289	105	98
105	99	547.1	51.7	51.7	0.283	647.2	52.9	52.9	0.280	744.4	54.0	54.0	0.278	105	99
105	100	566.1	51.9	51.9	0.273	669.7	53.1	53.1	0.271	770.3	54.3	54.3	0.268	105	100
105	101	585.7	52.0	52.0	0.264	692.8	53.3	53.3	0.261	796.9	54.5	54.5	0.259	105	101
105	102	605.7	52.2	52.2	0.255	716.5	53.5	53.5	0.252	824.1	54.8	54.8	0.250	105	101

MIL-PRF-2939G  
w/INT AMENDMENT 1

APPENDIX A

**DW COIL PERFORMANCE CHART**      **Coil Size: DW 68**  
**Entering Water = 45**      **Leaving Water = 51.67**

AIR TEMP. (°F)		4000 CFM (FPM = 400)				AIRFLOW 4500 CFM (FPM = 450)				5000 CFM ( FPM = 500)				AIR TEMP (°F)	
EDB	EWB	MBH	LDB	LWB	SHR	MBH	LDB	LWB	SHR	MBH	LDB	LWB	SHR	EDB	EWB
75	59	112.4	49.3	48.4	1.000	125.5	49.5	48.5	1.000	138.5	49.7	48.6	1.000	75	59
75	60	118.8	49.4	49.0	0.945	131.9	49.5	49.2	0.951	144.8	49.7	49.3	0.957	75	60
75	61	126.6	49.8	49.5	0.872	140.2	50.0	49.7	0.879	153.5	50.2	49.9	0.885	75	61
75	62	136.2	50.1	49.8	0.802	150.6	50.4	50.1	0.808	164.6	50.6	50.3	0.814	75	62
75	63	147.2	50.3	50.0	0.738	162.5	50.6	50.3	0.744	177.5	50.8	50.5	0.749	75	63
75	64	159.3	50.4	50.1	0.680	175.8	50.7	50.4	0.685	191.8	51.0	50.7	0.689	75	64
75	65	172.3	50.4	50.2	0.629	190.1	50.7	50.5	0.633	207.3	51.1	50.8	0.636	75	65
75	66	185.7	50.4	50.3	0.584	205.0	50.8	50.6	0.587	223.7	51.1	50.9	0.589	75	66
75	67	199.4	50.4	50.3	0.544	220.2	50.8	50.7	0.546	240.5	51.2	51.0	0.548	75	67
75	68	213.3	50.5	50.4	0.509	235.8	50.9	50.8	0.510	257.5	51.2	51.1	0.511	75	68
75	69	227.6	50.5	50.5	0.477	251.6	50.9	50.8	0.477	274.9	51.3	51.2	0.478	75	69
75	70	242.1	50.5	50.5	0.448	267.7	51.0	50.9	0.448	292.6	51.3	51.3	0.448	75	70
75	71	256.9	50.6	50.6	0.422	284.2	51.0	51.0	0.421	310.8	51.4	51.4	0.421	75	71
75	72	272.1	50.7	50.7	0.397	301.1	51.1	51.1	0.397	329.3	51.5	51.5	0.396	75	72
80	61	133.7	49.4	48.7	1.000	149.4	49.7	48.8	1.000	164.9	49.9	48.9	1.000	80	61
80	62	142.3	49.6	49.1	0.938	158.1	49.8	49.3	0.943	173.6	49.9	49.5	0.949	80	62
80	63	151.0	50.0	49.6	0.873	167.4	50.2	49.8	0.879	183.4	50.4	50.0	0.885	80	63
80	64	161.3	50.2	49.9	0.810	178.6	50.5	50.1	0.816	195.4	50.8	50.4	0.822	80	64
80	65	172.9	50.4	50.1	0.753	191.2	50.7	50.4	0.758	209.0	51.0	50.7	0.763	80	65
80	66	185.5	50.5	50.2	0.700	204.9	50.8	50.5	0.705	223.9	51.2	50.8	0.709	80	66
80	67	198.8	50.6	50.3	0.653	219.6	50.9	50.7	0.657	239.8	51.3	51.0	0.660	80	67
80	68	212.7	50.6	50.4	0.610	235.1	51.0	50.7	0.613	256.7	51.3	51.1	0.616	80	68
80	69	226.9	50.6	50.4	0.572	250.9	51.0	50.8	0.575	274.1	51.4	51.2	0.577	80	69
80	70	241.4	50.7	50.5	0.538	267.0	51.1	50.9	0.540	291.8	51.5	51.3	0.541	80	70
80	71	256.3	50.7	50.6	0.507	283.5	51.1	51.0	0.508	309.9	51.5	51.4	0.509	80	71
80	72	271.4	50.8	50.7	0.479	300.3	51.2	51.1	0.479	328.4	51.6	51.5	0.480	80	72
80	73	286.8	50.8	50.8	0.453	317.5	51.3	51.2	0.453	347.3	51.7	51.7	0.453	80	73
80	74	302.6	50.9	50.9	0.429	335.0	51.3	51.3	0.429	366.6	51.8	51.8	0.428	80	74
80	75	318.8	51.0	51.0	0.406	353.0	51.5	51.5	0.406	386.3	51.9	51.9	0.405	80	75
80	76	335.3	51.1	51.1	0.385	371.4	51.6	51.6	0.385	406.5	52.1	52.1	0.384	80	76
80	77	352.1	51.2	51.2	0.366	390.1	51.7	51.7	0.365	427.1	52.2	52.2	0.364	80	77
85	63	158.7	49.2	48.7	0.987	176.8	49.4	48.9	0.992	191.3	50.0	49.3	1.000	85	63
85	64	166.4	49.8	49.3	0.928	184.9	50.0	49.5	0.934	203.0	50.2	49.7	0.939	85	64
85	65	176.1	50.1	49.7	0.869	195.3	50.4	49.9	0.875	214.1	50.7	50.2	0.880	85	65
85	66	187.2	50.4	50.0	0.812	207.3	50.7	50.3	0.818	227.0	51.0	50.5	0.823	85	66
85	67	199.4	50.6	50.2	0.760	220.7	50.9	50.5	0.765	241.4	51.2	50.8	0.770	85	67
85	68	212.5	50.7	50.3	0.712	235.0	51.0	50.7	0.716	257.0	51.4	51.0	0.721	85	68
85	69	226.3	50.7	50.4	0.668	250.3	51.1	50.8	0.672	273.6	51.5	51.2	0.675	85	69
85	70	240.8	50.8	50.5	0.628	266.3	51.2	50.9	0.631	291.0	51.6	51.3	0.634	85	70
85	71	255.6	50.8	50.6	0.592	282.7	51.3	51.0	0.594	309.1	51.7	51.4	0.597	85	71
85	72	270.7	50.9	50.7	0.559	299.5	51.3	51.1	0.561	327.6	51.7	51.5	0.562	85	72
85	73	286.1	50.9	50.8	0.529	316.7	51.4	51.2	0.530	346.5	51.8	51.6	0.531	85	73
85	74	301.9	51.0	50.9	0.501	334.3	51.5	51.3	0.502	365.7	51.9	51.8	0.503	85	74
85	75	318.0	51.0	51.0	0.475	352.2	51.5	51.4	0.476	385.4	52.0	51.9	0.477	85	75
85	76	334.5	51.1	51.1	0.452	370.5	51.6	51.6	0.452	405.6	52.1	52.0	0.452	85	76
85	77	351.4	51.2	51.2	0.430	389.3	51.7	51.7	0.430	426.2	52.2	52.2	0.430	85	77
85	78	368.6	51.3	51.3	0.409	408.5	51.8	51.8	0.409	447.2	52.3	52.3	0.408	85	78
85	79	386.3	51.4	51.4	0.389	428.1	52.0	52.0	0.389	468.8	52.5	52.5	0.388	85	79
85	80	404.3	51.6	51.6	0.371	448.1	52.1	52.1	0.370	490.8	52.7	52.7	0.370	85	80
85	81	422.8	51.7	51.7	0.354	468.7	52.3	52.3	0.353	513.4	52.8	52.8	0.352	85	81
85	82	441.7	51.8	51.8	0.338	489.7	52.4	52.4	0.337	536.5	53.0	53.0	0.336	85	82

MIL-PRF-2939G  
w/INT AMENDMENT 1

APPENDIX A

**DW COIL PERFORMANCE CHART**      **Coil Size: DW 68**  
**Entering Water = 45**      **Leaving Water = 51.67**

AIR TEMP. ( °F )		AIRFLOW												AIR TEMP ( °F )	
		4000 CFM ( FPM = 400 )				4500 CFM ( FPM = 450 )				5000 CFM ( FPM = 500 )					
EDB	EWB	MBH	LDB	LWB	SHR	MBH	LDB	LWB	SHR	MBH	LDB	LWB	SHR	EDB	EWB
90	65	182.4	49.6	49.0	0.971	203.1	49.8	49.2	0.976	223.5	50.0	49.3	0.981	90	65
90	66	191.3	50.0	49.5	0.916	212.6	50.3	49.7	0.922	233.5	50.5	49.9	0.927	90	66
90	67	202.0	50.4	49.8	0.862	224.1	50.7	50.1	0.868	245.7	50.9	50.4	0.873	90	67
90	68	213.9	50.6	50.1	0.810	237.1	50.9	50.4	0.816	259.7	51.2	50.7	0.821	90	68
90	69	226.9	50.7	50.3	0.762	251.2	51.1	50.7	0.767	274.9	51.5	51.0	0.772	90	69
90	70	240.6	50.9	50.4	0.717	266.3	51.3	50.8	0.722	291.3	51.6	51.2	0.726	90	70
90	71	255.0	50.9	50.6	0.677	282.1	51.4	51.0	0.680	308.6	51.8	51.4	0.684	90	71
90	72	270.0	51.0	50.7	0.639	298.8	51.4	51.1	0.642	326.8	51.9	51.5	0.645	90	72
90	73	285.4	51.0	50.8	0.605	315.9	51.5	51.2	0.607	345.6	51.9	51.6	0.610	90	73
90	74	301.2	51.1	50.8	0.573	333.5	51.6	51.3	0.575	364.9	52.0	51.8	0.577	90	74
90	75	317.3	51.2	50.9	0.544	351.4	51.7	51.4	0.545	384.6	52.1	51.9	0.547	90	75
90	76	333.8	51.2	51.1	0.517	369.7	51.7	51.6	0.518	404.7	52.2	52.0	0.519	90	76
90	77	350.6	51.3	51.2	0.492	388.4	51.8	51.7	0.493	425.3	52.3	52.2	0.494	90	77
90	78	367.8	51.4	51.3	0.469	407.6	51.9	51.8	0.469	446.3	52.4	52.3	0.470	90	78
90	79	385.5	51.4	51.4	0.447	427.2	52.0	52.0	0.448	467.8	52.5	52.5	0.448	90	79
90	80	403.5	51.5	51.5	0.427	447.2	52.1	52.1	0.427	489.9	52.6	52.6	0.427	90	80
90	81	422.0	51.7	51.7	0.408	467.8	52.3	52.3	0.407	512.4	52.8	52.8	0.407	90	81
90	82	440.8	51.8	51.8	0.389	488.8	52.4	52.4	0.389	535.5	53.0	53.0	0.388	90	82
90	83	460.2	52.0	52.0	0.372	510.3	52.6	52.6	0.372	559.1	53.2	53.2	0.371	90	83
90	84	480.0	52.1	52.1	0.356	532.3	52.8	52.8	0.355	583.3	53.4	53.4	0.354	90	84
90	85	500.3	52.3	52.3	0.341	554.8	52.9	52.9	0.340	608.0	53.6	53.6	0.339	90	85
90	86	521.0	52.4	52.4	0.327	577.9	53.1	53.1	0.325	633.4	53.8	53.8	0.324	90	86
90	87	542.3	52.6	52.6	0.313	601.5	53.3	53.3	0.312	659.3	54.0	54.0	0.310	90	87
95	67	207.1	49.9	49.3	0.955	230.5	50.1	49.5	0.960	253.6	50.3	49.7	0.964	95	67
95	68	217.3	50.3	49.7	0.903	241.4	50.6	50.0	0.908	265.1	50.9	50.2	0.914	95	68
95	69	228.9	50.6	50.0	0.853	254.0	50.9	50.3	0.858	278.6	51.2	50.6	0.863	95	69
95	70	241.7	50.8	50.3	0.805	267.9	51.2	50.6	0.810	293.6	51.5	50.9	0.815	95	70
95	71	255.3	50.9	50.5	0.760	282.9	51.3	50.8	0.765	309.8	51.7	51.2	0.770	95	71
95	72	269.7	51.1	50.6	0.719	298.7	51.5	51.0	0.723	327.0	51.9	51.4	0.727	95	72
95	73	284.8	51.1	50.7	0.680	315.3	51.6	51.2	0.684	345.0	52.0	51.6	0.688	95	73
95	74	300.5	51.2	50.8	0.645	332.7	51.7	51.3	0.648	364.0	52.1	51.7	0.651	95	74
95	75	316.6	51.3	50.9	0.612	350.6	51.8	51.4	0.615	383.7	52.2	51.9	0.618	95	75
95	76	333.0	51.3	51.0	0.582	368.9	51.8	51.5	0.584	403.8	52.3	52.0	0.586	95	76
95	77	349.8	51.4	51.1	0.554	387.6	51.9	51.7	0.556	424.3	52.4	52.2	0.558	95	77
95	78	367.1	51.5	51.3	0.528	406.7	52.0	51.8	0.530	445.4	52.5	52.3	0.531	95	78
95	79	384.7	51.5	51.4	0.504	426.3	52.1	51.9	0.505	466.9	52.7	52.5	0.506	95	79
95	80	402.7	51.6	51.5	0.481	446.4	52.2	52.1	0.482	488.9	52.8	52.6	0.483	95	80
95	81	421.1	51.7	51.6	0.460	466.9	52.3	52.2	0.461	511.4	52.9	52.8	0.461	95	81
95	82	440.0	51.8	51.8	0.441	487.9	52.4	52.4	0.441	534.5	53.0	53.0	0.441	95	82
95	83	459.3	51.9	51.9	0.421	509.3	52.6	52.6	0.421	558.1	53.2	53.2	0.421	95	83
95	84	479.1	52.1	52.1	0.403	531.3	52.7	52.7	0.403	582.2	53.3	53.3	0.403	95	84
95	85	499.4	52.2	52.2	0.386	553.9	52.9	52.9	0.386	607.0	53.5	53.5	0.385	95	85
95	86	520.1	52.4	52.4	0.370	576.9	53.1	53.1	0.369	632.3	53.7	53.7	0.369	95	86
95	87	541.4	52.6	52.6	0.355	600.5	53.3	53.3	0.354	658.2	54.0	54.0	0.353	95	87
95	88	563.1	52.7	52.7	0.341	624.7	53.5	53.5	0.339	684.8	54.2	54.2	0.338	95	88
95	89	585.4	52.9	52.9	0.327	649.5	53.7	53.7	0.326	712.0	54.4	54.4	0.324	95	89
95	90	608.3	53.1	53.1	0.314	674.9	53.9	53.9	0.312	739.8	54.6	54.6	0.311	95	90
95	91	631.7	53.3	53.3	0.302	700.9	54.1	54.1	0.300	768.4	54.9	54.9	0.298	95	91
95	92	655.6	53.5	53.5	0.290	727.5	54.3	54.3	0.288	797.6	55.1	55.1	0.286	95	92

MIL-PRF-2939G  
w/INT AMENDMENT 1

APPENDIX A

**DW COIL PERFORMANCE CHART**      **Coil Size: DW 68**  
**Entering Water = 45**      **Leaving Water = 51.67**

AIR TEMP. (°F)		4000 CFM (FPM = 400)				AIRFLOW 4500 CFM (FPM = 450)				5000 CFM ( FPM = 500)				AIR TEMP (°F)	
		MBH	LDB	LWB	SHR	MBH	LDB	LWB	SHR	MBH	LDB	LWB	SHR		
100	69	233.0	50.2	49.5	0.937	259.3	50.5	49.8	0.942	285.1	50.8	50.0	0.947	100	69
100	70	244.3	50.6	49.9	0.888	271.4	50.9	50.2	0.894	298.0	51.2	50.5	0.899	100	70
100	71	257.0	50.8	50.2	0.841	285.2	51.2	50.6	0.847	312.8	51.5	50.9	0.852	100	71
100	72	270.6	51.0	50.4	0.797	300.0	51.4	50.8	0.802	328.8	51.8	51.2	0.807	100	72
100	73	285.0	51.2	50.6	0.756	315.9	51.6	51.0	0.760	346.0	52.0	51.4	0.765	100	73
100	74	300.1	51.3	50.8	0.717	332.5	51.8	51.2	0.721	364.1	52.2	51.6	0.725	100	74
100	75	315.9	51.4	50.9	0.681	349.9	51.9	51.4	0.684	383.0	52.3	51.8	0.688	100	75
100	76	332.3	51.4	51.0	0.647	368.1	52.0	51.5	0.651	402.9	52.5	52.0	0.654	100	76
100	77	349.1	51.5	51.1	0.616	386.8	52.1	51.6	0.619	423.4	52.6	52.1	0.622	100	77
100	78	366.3	51.6	51.2	0.588	405.9	52.1	51.8	0.590	444.4	52.7	52.3	0.592	100	78
100	79	383.9	51.7	51.4	0.561	425.5	52.2	51.9	0.562	465.9	52.8	52.4	0.564	100	79
100	80	401.9	51.7	51.5	0.536	445.5	52.3	52.1	0.537	487.9	52.9	52.6	0.538	100	80
100	81	420.3	51.8	51.6	0.512	466.0	52.4	52.2	0.513	510.4	53.0	52.8	0.514	100	81
100	82	439.2	51.9	51.8	0.490	486.9	52.5	52.4	0.491	533.5	53.1	52.9	0.492	100	82
100	83	458.5	52.0	51.9	0.470	508.4	52.7	52.5	0.470	557.1	53.3	53.1	0.470	100	83
100	84	478.2	52.1	52.1	0.450	530.4	52.8	52.7	0.450	581.2	53.4	53.3	0.450	100	84
100	85	498.5	52.2	52.2	0.432	552.9	52.9	52.9	0.432	605.9	53.5	53.5	0.432	100	85
100	86	519.2	52.4	52.4	0.414	575.9	53.1	53.1	0.414	631.2	53.7	53.7	0.414	100	86
100	87	540.4	52.5	52.5	0.397	599.5	53.3	53.3	0.397	657.1	53.9	53.9	0.396	100	87
100	88	562.2	52.7	52.7	0.381	623.7	53.5	53.5	0.380	683.7	54.1	54.1	0.380	100	88
100	89	584.5	52.9	52.9	0.366	648.5	53.7	53.7	0.365	710.8	54.4	54.4	0.364	100	89
100	90	607.3	53.1	53.1	0.351	673.8	53.9	53.9	0.350	738.7	54.6	54.6	0.350	100	90
100	91	630.7	53.3	53.3	0.338	699.8	54.1	54.1	0.337	767.2	54.8	54.8	0.336	100	91
100	92	654.7	53.5	53.5	0.325	726.4	54.3	54.3	0.323	796.4	55.1	55.1	0.322	100	92
100	93	679.2	53.7	53.7	0.312	753.7	54.5	54.5	0.311	826.4	55.3	55.3	0.309	100	93
100	94	704.4	53.9	53.9	0.300	781.7	54.8	54.8	0.299	857.0	55.6	55.6	0.297	100	94
100	95	730.2	54.1	54.1	0.289	810.3	55.0	55.0	0.287	888.5	55.9	55.9	0.286	100	95
100	96	756.6	54.4	54.4	0.278	839.7	55.3	55.3	0.276	920.7	56.2	56.2	0.275	100	96
100	97	783.8	54.6	54.6	0.268	869.8	55.6	55.6	0.266	953.7	56.5	56.5	0.264	100	97
105	71	260.1	50.6	49.8	0.918	289.3	50.9	50.1	0.924	318.1	51.2	50.4	0.928	105	71
105	72	272.7	50.9	50.2	0.873	302.9	51.2	50.5	0.878	332.5	51.6	50.8	0.883	105	72
105	73	286.2	51.1	50.4	0.829	317.7	51.5	50.8	0.834	348.4	51.9	51.2	0.839	105	73
105	74	300.7	51.3	50.6	0.788	333.5	51.7	51.1	0.792	365.6	52.1	51.4	0.797	105	74
105	75	315.9	51.4	50.8	0.749	350.2	51.9	51.3	0.753	383.7	52.3	51.7	0.757	105	75
105	76	331.8	51.5	51.0	0.712	367.8	52.0	51.5	0.716	402.8	52.5	51.9	0.720	105	76
105	77	348.3	51.6	51.1	0.679	386.0	52.2	51.6	0.682	422.7	52.7	52.1	0.685	105	77
105	78	365.5	51.7	51.2	0.647	405.0	52.3	51.8	0.650	443.5	52.8	52.3	0.653	105	78
105	79	383.1	51.8	51.3	0.617	424.6	52.4	51.9	0.620	465.0	52.9	52.4	0.622	105	79
105	80	401.1	51.9	51.5	0.590	444.6	52.4	52.0	0.592	487.0	53.0	52.6	0.594	105	80
105	81	419.5	51.9	51.6	0.564	465.1	52.6	52.2	0.566	509.5	53.1	52.7	0.568	105	81
105	82	438.3	52.0	51.7	0.540	486.0	52.7	52.4	0.541	532.5	53.3	52.9	0.543	105	82
105	83	457.6	52.1	51.9	0.517	507.5	52.8	52.5	0.518	556.0	53.4	53.1	0.519	105	83
105	84	477.4	52.2	52.0	0.496	529.4	52.9	52.7	0.497	580.2	53.5	53.3	0.497	105	84
105	85	497.6	52.3	52.2	0.476	551.9	53.0	52.9	0.476	604.9	53.7	53.5	0.477	105	85
105	86	518.3	52.4	52.4	0.457	574.9	53.1	53.0	0.457	630.1	53.8	53.7	0.457	105	86
105	87	539.5	52.5	52.5	0.439	598.5	53.3	53.2	0.439	656.0	54.0	53.9	0.439	105	87
105	88	561.3	52.7	52.7	0.421	622.7	53.4	53.4	0.421	682.5	54.1	54.1	0.421	105	88
105	89	583.5	52.9	52.9	0.405	647.4	53.6	53.6	0.404	709.7	54.3	54.3	0.404	105	89
105	90	606.3	53.1	53.1	0.389	672.8	53.8	53.8	0.388	737.5	54.6	54.6	0.388	105	90
105	91	629.7	53.3	53.3	0.374	698.7	54.1	54.1	0.373	766.0	54.8	54.8	0.373	105	91
105	92	653.7	53.5	53.5	0.360	725.4	54.3	54.3	0.359	795.2	55.1	55.1	0.358	105	92
105	93	678.2	53.7	53.7	0.346	752.6	54.5	54.5	0.345	825.2	55.3	55.3	0.344	105	93
105	94	703.4	53.9	53.9	0.333	780.6	54.8	54.8	0.332	855.8	55.6	55.6	0.331	105	94
105	95	729.2	54.1	54.1	0.321	809.2	55.0	55.0	0.319	887.2	55.9	55.9	0.318	105	95
105	96	755.6	54.3	54.3	0.309	838.5	55.3	55.3	0.307	919.4	56.1	56.1	0.306	105	96
105	97	782.7	54.6	54.6	0.297	868.6	55.5	55.5	0.296	952.4	56.4	56.4	0.294	105	97
105	98	810.5	54.8	54.8	0.287	899.5	55.8	55.8	0.285	986.2	56.7	56.7	0.283	105	98
105	99	839.0	55.1	55.1	0.276	931.1	56.1	56.1	0.274	1020.9	57.1	57.1	0.273	105	99
105	100	868.2	55.4	55.4	0.266	963.5	56.4	56.4	0.264	1056.4	57.4	57.4	0.262	105	100
105	101	898.1	55.6	55.6	0.257	996.7	56.7	56.7	0.254	1092.9	57.7	57.7	0.253	105	101
105	102	928.8	55.9	55.9	0.247	1030.8	57.0	57.0	0.245	1130.2	58.1	58.1	0.243	105	102

MIL-PRF-2939G  
w/INT AMENDMENT 1

APPENDIX A

DW COIL PERFORMANCE CHART      Coil Size: DW 68  
Entering Water = 45      Leaving Water = 51.67

AIR TEMP. (°F)		AIRFLOW 5500 CFM (FPM = 550)				AIR TEMP. (°F)	
EDB	EWB	MBH	LDB	LWB	SHR	EDB	EWB
75	59	151.2	49.9	48.7	1.000	75	59
75	60	157.5	49.8	49.5	0.962	75	60
75	61	166.6	50.4	50.0	0.890	75	61
75	62	178.3	50.8	50.5	0.820	75	62
75	63	192.0	51.1	50.8	0.754	75	63
75	64	207.4	51.2	51.0	0.693	75	64
75	65	224.1	51.3	51.1	0.640	75	65
75	66	241.9	51.4	51.2	0.592	75	66
75	67	260.1	51.5	51.3	0.550	75	67
75	68	278.7	51.5	51.4	0.512	75	68
75	69	297.6	51.6	51.6	0.479	75	69
75	70	316.9	51.7	51.7	0.449	75	70
75	71	336.6	51.8	51.8	0.421	75	71
75	72	356.7	51.9	51.9	0.396	75	72
80	61	180.2	50.1	49.0	1.000	80	61
80	62	188.8	50.1	49.6	0.954	80	62
80	63	199.1	50.6	50.2	0.890	80	63
80	64	211.8	51.0	50.6	0.827	80	64
80	65	226.3	51.3	50.9	0.768	80	65
80	66	242.3	51.5	51.1	0.713	80	66
80	67	259.5	51.6	51.3	0.664	80	67
80	68	277.8	51.7	51.4	0.619	80	68
80	69	296.7	51.7	51.5	0.579	80	69
80	70	316.0	51.8	51.7	0.543	80	70
80	71	335.7	51.9	51.8	0.510	80	71
80	72	355.8	52.0	51.9	0.480	80	72
80	73	376.3	52.1	52.1	0.453	80	73
80	74	397.3	52.2	52.2	0.428	80	74
80	75	418.8	52.4	52.4	0.405	80	75
80	76	440.7	52.5	52.5	0.383	80	76
80	77	463.1	52.7	52.7	0.363	80	77
85	63	209.1	50.3	49.4	1.000	85	63
85	64	220.9	50.4	49.9	0.944	85	64
85	65	232.5	50.9	50.4	0.886	85	65
85	66	246.2	51.2	50.8	0.829	85	66
85	67	261.6	51.5	51.1	0.775	85	67
85	68	278.4	51.7	51.3	0.725	85	68
85	69	296.2	51.8	51.5	0.679	85	69
85	70	315.1	52.0	51.6	0.637	85	70
85	71	334.8	52.0	51.8	0.599	85	71
85	72	354.9	52.1	51.9	0.564	85	72
85	73	375.4	52.2	52.0	0.533	85	73
85	74	396.4	52.3	52.2	0.504	85	74
85	75	417.8	52.4	52.3	0.477	85	75
85	76	439.7	52.5	52.5	0.453	85	76
85	77	462.1	52.7	52.7	0.430	85	77
85	78	485.1	52.8	52.8	0.408	85	78
85	79	508.5	53.0	53.0	0.388	85	79
85	80	532.5	53.2	53.2	0.369	85	80
85	81	557.0	53.4	53.4	0.351	85	81
85	82	582.1	53.6	53.6	0.335	85	82

MIL-PRF-2939G  
w/INT AMENDMENT 1

APPENDIX A

DW COIL PERFORMANCE CHART      Coil Size: DW 68  
Entering Water = 45      Leaving Water = 51.67

AIR TEMP. (°F)		AIRFLOW 5500 CFM (FPM = 550)				AIR TEMP. (°F)	
EDB	EWB	MBH	LDB	LWB	SHR	EDB	EWB
90	65	243.7	50.1	49.5	0.985	90	65
90	66	254.0	50.7	50.1	0.932	90	66
90	67	267.0	51.2	50.6	0.878	90	67
90	68	281.8	51.5	51.0	0.826	90	68
90	69	298.1	51.8	51.3	0.776	90	69
90	70	315.7	52.0	51.5	0.730	90	70
90	71	334.4	52.1	51.7	0.688	90	71
90	72	354.0	52.3	51.9	0.648	90	72
90	73	374.5	52.4	52.0	0.612	90	73
90	74	395.5	52.5	52.2	0.579	90	74
90	75	416.9	52.6	52.3	0.549	90	75
90	76	438.8	52.7	52.5	0.521	90	76
90	77	461.2	52.8	52.6	0.495	90	77
90	78	484.0	52.9	52.8	0.470	90	78
90	79	507.5	53.0	53.0	0.448	90	79
90	80	531.4	53.2	53.2	0.427	90	80
90	81	555.9	53.3	53.3	0.407	90	81
90	82	581.0	53.5	53.5	0.388	90	82
90	83	606.7	53.7	53.7	0.370	90	83
90	84	633.0	54.0	54.0	0.353	90	84
90	85	659.9	54.2	54.2	0.338	90	85
90	86	687.5	54.4	54.4	0.323	90	86
90	87	715.7	54.6	54.6	0.309	90	87
95	67	276.4	50.6	49.9	0.969	95	67
95	68	288.4	51.1	50.4	0.918	95	68
95	69	302.7	51.5	50.9	0.868	95	69
95	70	318.7	51.8	51.2	0.820	95	70
95	71	336.0	52.1	51.5	0.774	95	71
95	72	354.5	52.3	51.8	0.731	95	72
95	73	374.0	52.4	52.0	0.691	95	73
95	74	394.5	52.6	52.1	0.654	95	74
95	75	415.9	52.7	52.3	0.620	95	75
95	76	437.8	52.8	52.4	0.589	95	76
95	77	460.2	52.9	52.6	0.559	95	77
95	78	483.0	53.0	52.8	0.532	95	78
95	79	506.4	53.2	53.0	0.507	95	79
95	80	530.4	53.3	53.1	0.483	95	80
95	81	554.9	53.4	53.3	0.461	95	81
95	82	579.9	53.6	53.5	0.441	95	82
95	83	605.6	53.7	53.7	0.421	95	83
95	84	631.9	53.9	53.9	0.403	95	84
95	85	658.8	54.1	54.1	0.385	95	85
95	86	686.3	54.4	54.4	0.368	95	86
95	87	714.5	54.6	54.6	0.352	95	87
95	88	743.3	54.8	54.8	0.337	95	88
95	89	772.9	55.1	55.1	0.323	95	89
95	90	803.2	55.3	55.3	0.310	95	90
95	91	834.2	55.6	55.6	0.297	95	91
95	92	866.0	55.9	55.9	0.285	95	92

MIL-PRF-2939G  
w/INT AMENDMENT 1

APPENDIX A

DW COIL PERFORMANCE CHART      Coil Size: DW 68  
Entering Water = 45      Leaving Water = 51.67

AIR TEMP. (°F)		AIRFLOW 5500 CFM (FPM = 550)				AIR TEMP. (°F)	
EDB	EWB	MBH	LDB	LWB	SHR	EDB	EWB
100	69	310.5	51.0	50.2	0.951	100	69
100	70	324.2	51.5	50.8	0.904	100	70
100	71	339.8	51.9	51.2	0.857	100	71
100	72	357.0	52.2	51.5	0.811	100	72
100	73	375.4	52.4	51.8	0.769	100	73
100	74	394.9	52.6	52.0	0.729	100	74
100	75	415.4	52.8	52.2	0.692	100	75
100	76	436.8	52.9	52.4	0.657	100	76
100	77	459.2	53.0	52.6	0.624	100	77
100	78	482.0	53.2	52.8	0.594	100	78
100	79	505.4	53.3	52.9	0.566	100	79
100	80	529.3	53.4	53.1	0.540	100	80
100	81	553.8	53.5	53.3	0.515	100	81
100	82	578.9	53.7	53.5	0.492	100	82
100	83	604.5	53.8	53.7	0.471	100	83
100	84	630.8	54.0	53.9	0.451	100	84
100	85	657.6	54.1	54.1	0.432	100	85
100	86	685.1	54.3	54.3	0.413	100	86
100	87	713.3	54.6	54.6	0.396	100	87
100	88	742.1	54.8	54.8	0.379	100	88
100	89	771.7	55.0	55.0	0.364	100	89
100	90	802.0	55.3	55.3	0.349	100	90
100	91	832.9	55.6	55.6	0.335	100	91
100	92	864.7	55.8	55.8	0.321	100	92
100	93	897.2	56.1	56.1	0.308	100	93
100	94	930.5	56.4	56.4	0.296	100	94
100	95	964.7	56.7	56.7	0.284	100	95
100	96	999.7	57.0	57.0	0.273	100	96
100	97	1035.5	57.3	57.3	0.262	100	97
105	71	346.4	51.4	50.6	0.933	105	71
105	72	361.6	51.9	51.1	0.888	105	72
105	73	378.6	52.2	51.5	0.844	105	73
105	74	397.0	52.5	51.8	0.801	105	74
105	75	416.5	52.7	52.1	0.762	105	75
105	76	437.0	53.0	52.3	0.724	105	76
105	77	458.5	53.1	52.5	0.689	105	77
105	78	481.0	53.3	52.7	0.656	105	78
105	79	504.4	53.4	52.9	0.625	105	79
105	80	528.3	53.5	53.1	0.596	105	80
105	81	552.8	53.7	53.3	0.569	105	81
105	82	577.8	53.8	53.5	0.544	105	82
105	83	603.4	54.0	53.7	0.521	105	83
105	84	629.6	54.1	53.9	0.498	105	84
105	85	656.5	54.3	54.1	0.477	105	85
105	86	684.0	54.4	54.3	0.458	105	86
105	87	712.1	54.6	54.5	0.439	105	87
105	88	741.0	54.8	54.8	0.421	105	88
105	89	770.5	55.0	55.0	0.404	105	89
105	90	800.7	55.3	55.3	0.388	105	90
105	91	831.7	55.5	55.5	0.372	105	91
105	92	863.4	55.8	55.8	0.357	105	92
105	93	895.9	56.1	56.1	0.343	105	93
105	94	929.3	56.4	56.4	0.330	105	94
105	95	963.4	56.7	56.7	0.317	105	95
105	96	998.3	57.0	57.0	0.305	105	96
105	97	1034.2	57.3	57.3	0.293	105	97
105	98	1070.9	57.6	57.6	0.282	105	98
105	99	1108.5	58.0	58.0	0.271	105	99
105	100	1147.1	58.3	58.3	0.261	105	100
105	101	1186.7	58.7	58.7	0.251	105	101
105	102	1227.2	59.0	59.0	0.241	105	102

MIL-PRF-2939G  
w/INT AMENDMENT 1

APPENDIX A

(This page intentionally left blank.)



MIL-PRF-2939G  
w/INT AMENDMENT 1

## APPENDIX B

## ENGINEERING DRAWINGS TECHNICAL CONTENT REQUIREMENTS

## B.1 SCOPE

B.1.1 Scope. This appendix covers the technical requirements that should be included on drawings when required by the contract or purchase order. This appendix is not mandatory and is provided for informational purposes only.

## B.2 APPLICABLE DOCUMENTS.

This section is not applicable to this appendix.

## B.3 DRAWINGS

B.3.1 Drawings. Drawings should contain parts lists, bill of materials list and the following additional information:

B.3.1.1 Assembly drawings. The following assembly drawings should be furnished for the cooling coil (Class 1 and 3).

- a. Outline.
- b. Mounting.
- c. Attachment and connection dimensions including methods and sizes of fastenings and clearances for installation and servicing plus supplementary data necessary to permit shipyard installation without supplier's assistance.
- d. Illustration of design, construction, operation, identity of parts, and total weight of the assembled parts.
- e. The drawing should be complete to show compliance with requirements contained in the specification. Where necessary to illustrate compliance, details may be included on the assembly drawing or provided as separate drawings. Sub-assembly drawings should be furnished where assembly drawings do not adequately describe and identify sub-assembly parts and components.

B.3.1.2 Detail drawings. Detail drawings should be furnished of all parts and sub-assembly necessary to evaluation of the equipment and all parts necessary for maintenance and overhaul of the equipment. Drawings should show all essential fabrication details including welding requirements and symbols. Sub-assemblies whose parts cannot be procured or serviced individually should be shown as a single part. Multi-detailed drawings are preferred, but mono-detail drawings may be used. Drawings are not required for those parts which are in common commercial use and can be referenced to commercial standards.

B.3.1.3 Outline installation drawings. Outline installation drawings should be provided for each size Class 1 and 3 cooling coil. Contents of each drawing should be as follows:

- a. Dimensional front and plan views and sufficient additional views showing overall and principal dimensions in sufficient detail to establish the space limits in all directions required for installation and servicing exclusive of space required for personnel.

MIL-PRF-2939G  
w/INT AMENDMENT 1

APPENDIX B

Include the amount of clearance required to permit opening of removal access panels and any other operations necessary to obtain access to the equipment. The clearances for withdrawal of parts or assemblies, where applicable, should also be included.

- b. All information necessary for preparation of foundation plans including mounting plate details and drilling plans with dimensions and tolerances and information as to optional mounting methods. Center of gravity should be indicated.
- c. Location, type, and dimensions of chilled water connections, condensate drain connections, duct connections, and access panels (if used) should be indicated.
- d. Weight of complete assembly (uncrated) (wet and dry).
- e. Any special instructions for hoisting, alignment, installation or assembly, as necessary.

MIL-PRF-2939G  
w/INT AMENDMENT 1

## APPENDIX C

## RELIABILITY

## C.1 SCOPE

C.1.1 Scope. This appendix covers the information and procedures necessary to ensure that the reliability requirements of this specification are met. This appendix is a mandatory part of the specification. The information contained herein is intended for compliance.

## C.2 APPLICABLE DOCUMENTS

This section is not applicable to this appendix.

## C.3 RELIABILITY DATA

C.3.1 Reliability analysis. Reliability analysis shall be performed by manufacturers to determine that the equipment meets the requirements of 3.7 and 3.8. Manufacturers shall maintain record data to indicate degree of conformance to ILS requirements. The reliability analysis shall include:

- a. A list of parts, which according to experience and judgment, are subject to wear, material deterioration, and service failures.
- b. Design features employed to attain the required service life of the parts, with consideration to shipboard environmental and resultant conditions. Design features include: choice of materials, compatibility of materials, repairability and accessibility, hardness, surface finishes, fits and clearances, corrosion control, equipment protection fail-safe features, internal and external operating temperatures, and suitability of the materials at these temperatures.
- c. Preventive maintenance and servicing requirements necessary for the achievement of reliable equipment. Any unusual steps or precautions necessary in carrying out maintenance and servicing requirements shall be pointed out.

C.3.2 Failure reporting, analysis, and feedback. The reliability assurance program shall incorporate a formalized system for recording, collecting, and analyzing all failures that occur during testing, installation, and operation through the tenure of the contract. Analysis shall be fed back to contractor's engineering, management, and production activities on a timely basis. Failure reports received from the using activity shall be integrated into this program for trouble analysis and for experience considerations for future design review.

MIL-PRF-2939G  
w/INT AMENDMENT 1

APPENDIX C

(This page intentionally left blank.)

MIL-PRF-2939G  
w/INT AMENDMENT 1

APPENDIX D

TEST REPORT TECHNICAL CONTENT REQUIREMENT

D.1 SCOPE

D.1.1 Scope. This appendix covers the technical content requirements that should be included in the test report when required by the contract or order. This appendix is not mandatory and is provided for informational purposes only.

D.2. APPLICABLE DOCUMENTS

This section is not applicable to this appendix.

D.3. REPORTS

D.3.1 Test reports. When required by contract or order, test reports should contain the following information.

- a. Results of 1st article tests (see 4.3).
- b. Results of quality conformance tests (see 4.4).
- c. Results of shock test (see 4.7.1) with the following unique features:
  - 1. Drawing number identification of cooling coil assembly.
  - 2. Photographs of the cooling coil assembly in each test mounting.
- d. Results of type I vibration test (see 4.7.2).
- e. Results of performance test (see 4.7.3).

CONCLUDING MATERIAL

Preparing Activity:  
Navy - SH  
(Project number 4130-2012-001)

NOTE: The activities listed above were interested in this document as of the date of this document. Since organizations and responsibilities can change, you should verify the currency of the information above using the ASSIST Online database at <https://assist.dla.mil>.