

INCH-POUND

MIL-HDBK-1646
3 November 2016
SUPERSEDING
MIL-STD-1646B
29 July 1983

DEPARTMENT OF DEFENSE

HANDBOOK

**SELECTION OF ELECTRICAL CONTACTS, CONNECTORS AND ASSOCIATED
SERVICING TOOLS**



This handbook is for guidance only. Do not cite this document as a requirement.

AMSC N/A

FSC 5120

MIL-HDBK-1646

FOREWORD

1. This handbook is approved for use by all Departments and Agencies of the Department of Defense (DoD).
2. This handbook is for guidance only. This handbook cannot be cited as a requirement. If it is, the contractor does not have to comply.
3. This handbook is a guide for the selection of aerospace servicing tools for electronic contacts and connectors. This handbook provides information on the most common electrical connector and contact configurations employed on military applications. It provides available service tool selection and configuration information. The opportunity to focus on a single document results in substantial savings to the Government. The source data for this handbook is the applicable connector, contact and tool specifications. As specifications and data evolve, and are updated, there will be conflicts/disagreements. In case of conflict between the aircraft/platform-specific maintenance manual, specifications and this handbook, the platform specific manual and/or specifications will take precedence. Not all possible electrical wiring interconnect systems (EWIS) connector or configurations have been addressed.
4. This handbook was prepared by and is regularly updated through the cooperative efforts of Government and industry.
5. Comments, suggestions, questions or additional information on this document should be addressed to: Naval Air Systems Command (Naval Air Warfare Center Aircraft Division Lakehurst), Code 4.1.2, Route 547, Mail Stop 120-3, Joint Base MDL, NJ 08733-5100 or by email to michael.sikora@navy.mil. Since contact information can change, you may want to verify the currency of this address information using the ASSIST online database at <http://quicksearch.dla.mil>. The technical content contained in this handbook has been provided by NAVAIR Wiring Systems Branch AIR 4.4.5.3 (48298 Shaw Road Bldg. 1461, Patuxent River, MD 20670-1161) and through the Joint Service Wiring Action Group (JSWAG) email: jswag@navy.mil; web site: <http://www.navair.navy.mil/jswag>.

MIL-HDBK-1646

TABLE OF CONTENTS

1. SCOPE	1
2. APPLICABLE DOCUMENTS	1
3. DEFINITIONS AND ACRONYMS.....	2
4. GENERAL GUIDANCE.....	4
5. DETAILED GUIDANCE.....	6
6. NOTES.....	6

APPENDICES

APPENDIX A - SERVICE TOOL SELECTION FOR M39029 POWER AND THERMOCOUPLE APPLICATIONS.....	8
APPENDIX B - SERVICE TOOL SELECTION FOR M39029 SHIELDED CONTACTS.....	44
APPENDIX C - SERVICE TOOL SELECTION FOR M39012 RADIO FREQUENCY, COAXIAL CONTACTS/CONNECTORS.....	60
APPENDIX D - GUIDANCE ON EWIS DESIGN AND COMPONENT SELECTION.....	159
CONCLUDING MATERIAL.....	161

FIGURES

FIGURE 1. Relationship between M39029 contacts, M39012 connectors, and MIL-HDBK-1646 appendices and tables.....	4
FIGURE 2. Basic Identification Number (BIN) and corresponding color bands and codes.....	6
FIGURE A-1. An illustration of the data in table A-I and how to use this information to find the tooling needed for connector repair.....	11
FIGURE B-1. An illustration of the data in tables B-I and B-II and how to use this information to find the tooling needed for connector repair.....	46
FIGURE C-1 An illustration of the data in table C-I and how to use this information to find the tooling needed for connector repair.....	61

MIL-HDBK-1646

TABLES

TABLE A-I. Connector, contact, tool information for power contacts.....	12
TABLE B-I. Connector and contact information for shielded contacts.....	47
TABLE B-II. Connector and insertion/removal and crimping tool information for shielded contacts.....	55
TABLE C-I. Connector, contact, tool information for M39012 connectors.....	62
TABLE C-II. Plating options for M39012 connectors.....	156
TABLE C-III. Compatible cable groups (M/17/X) for M39012 connectors.....	157
TABLE C-IV. Contact color acronyms.....	158

MIL-HDBK-1646

1. SCOPE

1.1 Scope. This handbook is for guidance only. This handbook cannot be cited as a requirement. If it is, the contractor does not have to comply. This handbook consists of the following:

- a. Guides for the selection of servicing tools for contacts for electrical and coaxial/radio frequency connectors for use on maintenance of Department of Defense equipment.
- b. Selected standard electrical contacts and servicing tools for use in the design and manufacture of Department of Defense equipment under the jurisdiction of the Department of Defense.
- c. Guidance on electrical component selection and EWIS design considerations.

2. APPLICABLE DOCUMENTS

2.1 General. The documents listed below are not necessarily all of the documents referenced herein, but are those needed to understand the information provided by this handbook.

2.2 Government documents.

2.2.1 Specifications and standards. The following specifications, standards, and handbooks form a part of this document to the extent specified herein.

DEPARTMENT OF DEFENSE SPECIFICATIONS

MIL-DTL-22520	-	Crimping Tools, Wire Termination, General Specification for
MIL-C-22520/23	-	Crimping Tools, Terminal, Hand or Power Actuated, Wire Termination, Pneumatic Tool for Wire Barrel Sizes 0000 Through 8
MIL-PRF-39012	-	Connectors, Coaxial, Radio Frequency, General Specification for

DEPARTMENT OF DEFENSE STANDARDS

MIL-STD-889	-	Dissimilar Metals
-------------	---	-------------------

(Copies of military documents are available online at <http://quicksearch.dla.mil/>.)

MIL-HDBK-1646

2.3 Non-Government publications. The following documents form a part of this document to the extent specified herein.

SOCIETY OF AUTOMOTIVE ENGINEERS (SAE) INTERNATIONAL

SAE AS5419	-	Cable, Thermocouple Extension, Shielded and Unshielded
SAE AS39029	-	Contacts, Electrical Connector, General Specification for (DoD adopted)
SAE AS39029/10	-	Contacts, Electrical Connector, Socket, Crimp Removable, Thermocouple, (for MIL-C-26482 Series 2, MIL-C-81703 Series 3, MIL-C-83723 Series 3, and MIL-C-83733 Connectors) (DoD adopted)
SAE AS39029/32	-	Contacts, Electrical Connector, Socket, Crimp Removable, (for MIL-C-26482 Series 1, MIL-C-26500 and MIL-C-26518 Connectors) (DoD adopted)
SAE AS39029/86	-	Contacts, Electrical Connector, Socket, Crimp Removable, Thermocouple (for MIL-C-5015 MS3450 Series and MIL-C-83723 Series II Connectors) (DoD adopted)
SAE AS50881	-	Wiring, Aerospace Vehicle (DoD adopted)

(Copies of SAE International documents are available online at www.sae.org.)

3. DEFINITIONS AND ACRONYMS

3.1.1 Basic identification number (BIN). Each electrical contact is identified by a non-significant, but distinctive three digit number indicating the BIN code as specified on the applicable specification sheet. Each digit corresponds to a color stripe/band painted on the conductor/wire end of the contact.

3.1.2 Cognizant Engineering Authority (CEA). The assigned individual with the platform or weapon system-specific engineering authority to exceed or amend the requirements in this or other specified publications.

3.1.3 Coaxial contact. A contact having two conducting surfaces, a center contact, and a coaxially placed sleeve.

3.1.4 Conductor barrel. The section of the terminal or splice or contact that accommodates the stripped conductor/wire.

3.1.5 Contact. The conductive element in a connector that makes actual contact for the purpose of transferring electrical energy.

3.1.6 Contact size. An assigned number denoting the size of the contact engaging end.

3.1.7 Crimp. The physical compression of a contact barrel around a conductor in order to make an electrical connection.

MIL-HDBK-1646

3.1.8 Crimping. A pressure method of mechanically securing a terminal, splice, or contact to a conductor.

3.1.9 Crimping dies. Portion of the crimping tool that shapes the crimp.

3.1.10 Crimping tool. Mechanism used for crimping.

3.1.11 Extraction tool. A device used for removing removable contacts from a connector. A device used for removing taper pins from taper pin receptacles.

3.1.12 Head assembly. A positioner designed to attach to a crimping tool in place of a turret head.

3.1.13 Indenter. The part of a crimping die, usually the moving part, that indents or compresses the contact barrel.

3.1.14 Installing tool. A device used to install contacts into a connector. A device is used to install taper pins into taper pin receptacles.

3.1.15 Insulation barrel. The section of the terminal, splice, or contact that accommodates the conductor insulation.

3.1.16 Locator. Device for positioning terminals, splices, or contacts into crimping dies, positioner, or turret heads.

3.1.17 Passive Inter-Modulation (PIM). PIM is a form of intermodulation distortion that can occur in a variety of areas from coaxial connectors to cables, particularly in any joint where dissimilar metals are employed.

3.1.18 Pin contact. A contact having an engagement end that enters the socket contact.

3.1.19 Positioner. Device that is attached to a crimping tool and locates the contact in the correct location.

3.1.20 Power contact. Type of contact used in multi-contact connectors to support the flow of rated current.

3.1.21 Removal tool. A device used to remove a contact from a connector. A device used to remove a taper pin from a taper pin receptacle.

3.1.22 Shielded contact. A contact that carries alternating current and is shielded from unwanted signals (RFI and EMI). Generally these contacts are not impedance matched.

3.1.23 Socket contact. A contact having an engagement end that will accept entry of a pin contact.

MIL-HDBK-1646

3.1.24 Turret head. A device that is attached to a crimping tool which contains positioners.

4. GENERAL GUIDANCE

4.1 Application. The guidance contained herein is intended to assist the document user in the selection and use of servicing tools used for electric and radio frequency contacts, and connectors. Figure 1 depicts the relationship between: M39029 power contacts and appendix A, table A-I, M39029 shielded contacts and appendix B, tables B-I and B-II, and M39012 connectors and appendix C, table C-I.

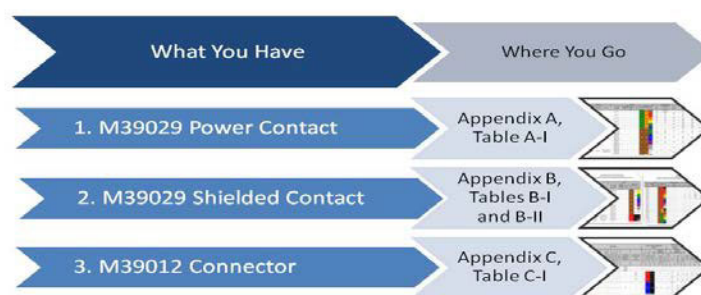


FIGURE 1. Relationship between M39029 contacts, M39012 connectors and MIL-HDBK-1646 appendices and tables.

4.2 Service tool selection and document precedence. The source data for this handbook is the applicable connector, contact, and tool specifications. As specifications and data evolve and are updated, there is the potential for conflicts and disagreements. In case of conflict between the aircraft/platform-specific maintenance manual, specifications, and this handbook, the platform specific manual and/or specifications will take precedence. Always employ the applicable technical order, manuals, instructions and specifications first. In case of conflict, contact the cognizant engineering authority (CEA) for guidance.

4.3 Use of selection and application standards. When a selection and application standard is referenced in this handbook, the devices or parts selected should conform to the applicable military and/or commercial specifications referenced in the standard.

4.4 General characteristics of contacts. The SAE AS39029 contacts described in this section are typically mechanically crimped. For some of the connectors, the contacts are solder or wrap-post installed/terminated. Most common contact configurations include a mating pin and socket configurations. Contacts are typically manufactured from beryllium copper due to optimum electrical and mechanical properties. Beryllium is used as an alloying agent in producing beryllium copper; it is used on electrical contacts and springs in electrical contacts. Beryllium and its salts are toxic and should be handled with the greatest of care. Handling copper beryllium in solid form poses no special health risk. Like many industrial materials, beryllium-containing materials may pose a health risk if recommended safe handling practices are not followed. Inhalation of airborne beryllium may cause serious lung disorder in susceptible individuals.

MIL-HDBK-1646

4.4.1 Socket mating end. The mating end of socket contacts is rounded or chamfered to direct and center the entry of the pin contact. Mechanical pressure members assure contact pressure between mated pins and sockets. The pressure member should be protected from probe damage, oversize pin and handling damage.

4.4.2 Crimp termination. The contact crimp barrel should be capable of being crimped with MIL-DTL-22520 crimping tools, unless otherwise specified in the applicable specification or manual. Wire barrel sizes 0, 4, and 8 should be capable of being crimped with the pneumatic tool MIL-DTL-22520/23 and crimping die and positioner.

4.4.3 SAE AS39029 power contacts with servicing tool data. These contacts are the conductive elements that establish the electrical connection between two halves of a connector in order to transmit signals and/or power. Table A-I indicates the typical standard military connector, lists the contacts, BIN code and appropriate tooling information for required crimper, positioner, insertion and extraction tools. Contacts consist of male pins that mate into female sockets. Pin contacts are exposed and should be used on the "load" side of the circuit. Socket contacts are recessed into the insert so that no conductive part of the contact is exposed; keeping the operator and electrical system protected from harm or short circuits. See Appendix A for more information on specific contacts.

4.4.4 SAE AS39029 shielded (coaxial, twinax, and quadrax) contacts with servicing tool data. These contacts are used in a wide range of military and aerospace connectors for radio frequency or microwave applications. Twinax and quadrax are high-speed differential impedance contacts used for advanced digital communications. In tables B-I and B-II, next to each contact is appropriate tooling information for required crimper, positioner, insertion and extraction tools. See appendix B for more information.

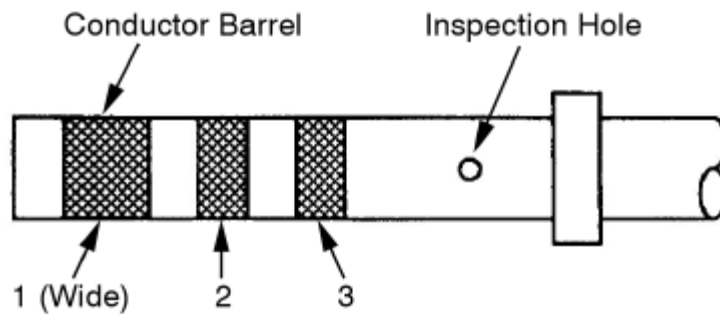
4.4.5 MIL-PRF-39012 shielded (coaxial, twinax, and quadrax) contacts with servicing tool data. These contacts are used in a wide range of military and aerospace connectors for radio frequency or microwave applications. Twinax and quadrax are high-speed differential impedance contacts used for advanced digital communications. In table C-I, next to each contact is appropriate tooling information for required crimper, positioner, insertion and extraction tools. See appendix C for more information.

4.4.6 Thermocouple contacts. All thermocouple contacts may contain special metal alloy contacts, which when paired produce the desired electromotive force (SAE AS5419). The resulting assembly will be identified within the military part number. The thermocouple contacts are made of the applicable metal alloy, the same as the wire to which they terminate, so as to maintain the design requirements for the application. Typical thermocouple contacts are listed in, but not limited to SAE AS39029/10, /32 and /86 detail specifications. Additional installation requirements and limitations for thermocouple contacts are specified in SAE AS50881.

4.4.7 Basic Identification Number (BIN) color bands. Color bands are intended for identification of contacts before they are installed in the connector and prior to contact crimping (see figure 2). They are part of typical contact part numbers, such as: M39029/56-463, where

MIL-HDBK-1646

M39029/56 is a contact meeting the requirements of the contact in SAE AS39029/56, with a BIN code of 463, which can be identified visually by the color bands: yellow, blue, and orange.



Color	Code	Color (Cont.)	Code
Black (BLK)	0	Green (GRN)	5
Brown (BRN)	1	Blue (BLU)	6
Red (RED)	2	Violet (VIO)	7
Orange (ORN)	3	Gray (GRY)	8
Yellow (YEL)	4	White (WHT)	9
Example BIN Code: 463 = YELLOW (WIDE BAND) / BLUE / ORANGE			

FIGURE 2. Basic Identification Number (BIN) and corresponding color bands and codes.

4.5 Contacts, crimp tools, positioning, installing and removal tools. For specific connector types, reference the appropriate specifications for the information on correct contacts, crimp tools, positioner, installation, extraction tools and settings.

5. DETAILED GUIDANCE

Not applicable to this handbook.

6. NOTES

6.1 Intended use. This document is intended to provide information on the selection and use of servicing tools used for electrical contacts and connectors used for maintenance of Department of Defense equipment.

MIL-HDBK-1646

6.2 Subject term (key word) listing.

Basic identification number (BIN)
Bushing
Crimp
Engagement
Localized finish
Mating
Overall finish
Pin
Resistance
Socket
Solder
Tensile
Underplate
Wire
Wire barrel

MIL-HDBK-1646 APPENDIX A

SERVICE TOOL SELECTION FOR M39029 POWER AND THERMOCOUPLE APPLICATIONS

A.1 SCOPE

A.1.1 Scope. This appendix provides information on the selection of service tools used when repairing power, signal, and thermocouple connectors and contacts as part of the EWIS. The information contained in this appendix is intended for guidance only.

A.2 APPLICABLE DOCUMENTS

A.2.1 Government documents. The documents listed below are those applicable to this appendix.

MIL-PRF-6106	-	Relays, Electromagnetic, General Specification for
MIL-DTL-12883	-	Sockets and Accessories for Plug-In Electronic Components, General Specification for
MIL-DTL-12883/40	-	Sockets, Plug-in Electronic Components, for Relays, 4-Pole, 10 Amperes (MIL-PRF-6106, MIL-PRF-83536, MIL-PRF-83726, and MS27709)
MIL-DTL-12883/41	-	Sockets, Plug-in Electronic Components, for Relays, 2-Pole, 10 Amperes (MIL-R-6106 and MIL-R-83536)
MIL-DTL-12883/44	-	Sockets, Plug-in Electronic Components, Socket for Relays, 4-Pole, 5 Amperes (MIL-PRF-6106 and MIL-PRF-83536)
MIL-DTL-12883/45	-	Sockets, Plug-In Electronic Components, for Relays, for 2-Pole, 5 Amperes (MIL-PRF-6106 and MIL-PRF-83536)
MIL-DTL-12883/46	-	Sockets, Plug-in Electronic Components, for Relays, 3-Pole, 10 Amperes (MIL-PRF-6106 and MIL-PRF-83536)
MIL-DTL-22520	-	Crimping Tools, Wire Termination, General Specification for
MIL-DTL-22992	-	Connectors, Plugs and Receptacles, Electrical, Waterproof, Quick Disconnect, Heavy Duty Type, General Specification for
MIL-DTL-24308	-	Connectors, Electric, Rectangular, Nonenvironmental, Miniature, Polarized Shell, Rack and Panel, General Specification for
MIL-DTL-26482	-	Connectors, Electrical, (Circular, Miniature, Quick Disconnect, Environment Resisting), Receptacles and Plugs, General Specification for
MIL-DTL-26500	-	Connectors, General Purpose, Electrical, Miniature, Circular, Environment Resisting, General Specification for (Inactive for New Design)

MIL-HDBK-1646

APPENDIX A

MIL-DTL-26518	-	Connectors, Electrical, Miniature, Rack and Panel, Environment Resistant, 200 Degrees C Ambient Temperature, General Specification for (Inactive for New Design)
MIL-DTL-28748	-	Connector, Plug and Receptacle, Rectangular, Rack and Panel Solder Type and Crimp Type Contacts General Specification for
MIL-DTL-28748/3	-	Connectors, Electrical, Rectangular, Rack and Panel, Crimp Type Removable Pin Contacts, Sizes 16 and 20
MIL-DTL-28748/9	-	Connectors, Electrical, Rectangular, Rack and Panel, Polarized Center Jackscrew or Guidepin Style Crimp Type Removable Pin Contacts, Size 16
MIL-DTL-28748/10	-	Connectors, Electrical, Rectangular, Rack and Panel, Polarized Center Jackscrew or Guidepin Style Crimp Type Removable Socket Contacts, Size 16
MIL-C-28748/13	-	Connectors, Plug, Electrical, Rectangular, Rack and Panel, Crimp Type Removable Pin Contacts, Size 22
MIL-DTL-28840	-	Connectors, Electrical, Circular, Threaded, High Shock, High Density, Shipboard, Class D, General Specification for
MIL-DTL-38999	-	Connectors, Electrical, Circular, Miniature, High Density, Quick Disconnect (Bayonet, Threaded, or Breech Coupling), Environment Resistant with Crimp Removable Contacts or Hermetically Sealed with Fixed, Solderable Contacts General Specification for
MIL-DTL-55302	-	Connectors, Printed Circuit Subassembly and Accessories
MIL-DTL-55302/68	-	Connectors, Printed Circuit Subassembly and Accessories: Socket, Receptacle, Electrical, Polarized (.090 Spacing) Removable Crimp Contacts (Inactive for New Design)
MIL-DTL-55302/69	-	Connectors, Printed Circuit Subassembly and Accessories: Pin Plug, Electrical, Polarized (.090 Spacing) Removable Crimp Contacts (Inactive for New Design)
MIL-DTL-55302/71	-	Connectors, Printed Circuit Subassembly and Accessories, Socket Receptacle, Electrical, Polarized Composite Contact (.100 Spacing) (Inactive for New Design)
MIL-DTL-55302/72	-	Connectors, Printed Circuit Subassembly and Accessories: Socket Environmental Resistant, Receptacle, Electrical, Polarized (.150 Spacing), Removable Crimp Contacts (Inactive for New Design)
MIL-DTL-55302/75	-	Connectors, Printed Circuit Subassembly and Accessories: Socket Receptacle, Electrical, Polarized (.100 Spacing), Removable Crimp Contacts (Inactive for New Design)
MIL-I-81969	-	Installing and Removal Tools, Connector Electrical Contact, General Specification for

MIL-HDBK-1646 APPENDIX A

MIL-DTL-83527	-	Connectors, Plug and Receptacle, Electrical, Rectangular Multiple Insert Type, Rack to Panel, Environment Resisting, 150 Degrees C Total Continuous Operating Temperature, General Specification for
MIL-DTL-83723	-	Connectors, Electrical, (Circular, Environment Resisting), Receptacles and Plugs, General Specification for
MIL-DTL-83733	-	Connectors, Electrical Miniature, Rectangular Type, Rack to Panel, Environment Resisting, 200 Degrees C Total Continuous Operating Temperature, General Specification for

(Copies of these documents are available online at <http://quicksearch.dla.mil/>.)

SOCIETY OF AUTOMOTIVE ENGINEERS (SAE) INTERNATIONAL

SAE AS29600	-	Connectors, Electrical, Circular, Miniature, Composite, High Density, Quick Coupling, Environment Resistant, Removable Crimp Contacts Associated Hardware, General Specification for (DoD adopted)
SAE AS39029	-	Contacts, Electrical Connector, General Specification for (DoD adopted)
SAE AS50151	-	Connectors, Electrical, Circular Threaded, AN Type, General Specification for (DoD adopted)
SAE AS81511	-	Connectors, Electrical, Circular, High Density, Quick Disconnect, Environment Resisting and Accessories, General Specification for (DoD adopted)
SAE AS81659	-	Connectors, Electrical, Rectangular Crimp Contacts General Specification for (DoD adopted)
SAE AS81703	-	Connectors, Electric, Circular, Miniature, Rack and Panel or Push-Pull Coupling, Environment Resisting (DoD adopted)
SAE AS81714	-	Terminal Junction System (TJS), Environment Resistant, General Specification for (DoD adopted)
SAE AS85028	-	Connector, Electrical, Rectangular, Individual Contact Sealing, Polarized Center Jackscrew, General Specification For (DoD adopted)

(Copies of these documents are available online at www.sae.org.)

A.3 GUIDANCE

A.3.1 Tool selection. Figure A-1 illustrates how the connector and contact data can be used to determine the correct insertion/removal tools (MIL-I-81969) and crimping tools (MIL-DTL-22520).

MIL-HDBK-1646 APPENDIX A

A.3.2 Table A-I content. This table lists the connector specification and part numbers in alpha-numeric order in the first column along with their corresponding power and thermocouple contacts. Also listed are the associated contacts, their size, and BIN code, crimp tool, positioner/locator/die, and setting. The information for the contact removal and installation tools and the unwired contact removal tool and separate replacement tip is also provided.

A.3.3 Information contained in table A-I for alternate, superseded, or obsolete tool or contact part numbers. Alternate, superseded, or obsolete tool or contact part numbers designation is provided when available. This information is shown as the second number in the same block, in parentheses. If the block is empty, the applicable specification does not contain that information. Contact the cognizant engineering authority (CEA) for guidance.

A.3.4 Contact color code information. Definitions/acronyms for contact color codes are given in appendix C, table C-IV.

Appendix A-I: M39029 Power Contacts

Search By Connector¹

Search By Contact²

Contact Details

Crimp Tools

Install Tools

CONNECTOR			CONTACT			BIN COLOR			CRIMP TOOL (GLEN)			INSTALL/REMOVAL TOOL (GLEN)			
SPECIFICATION (SUPERSEDED SERIES)	PART NUMBER (CANCELLED)	DESCRIPTION	PART NUMBER (SUPERSEDED)	SIZE (MATING END)	WIRE BAREIL	PIN OR SOCKET	1ST (OUTER)	2ND	3RD	TOOL (ALTERNATE)	POSITIONER / LOCATOR / DIE (ALTERNATE)	SETTING (ALTERNATE)	INSTALL (ALTERNATE)	WIRING REMOVAL (ALTERNATE)	UNWIRING REMOVAL TIP (TIP REPLACE)
MIL-PRF-4006 (MIL-8-4006)	N/A	RELAY SOCKET MOUNT	M39029-531	22	22	S	GRN	ORN	BRN	5-01 (17-01)	R104 (1)	—	14-01 (14-01)	14-01 (14-01)	30-01 (30-01)
			M39029-532	20	20	S	GRN	ORN	RED	5-01 (17-01)	R104 (1)	—	14-01 (14-01)	14-01 (14-01)	30-01 (30-01)
			M39029-533	16	16	S	GRN	ORN	GRN	5-01 (17-01)	R104 (1)	—	14-01 (14-01)	14-01 (14-01)	30-01 (30-01)
			M39029-534	16	20	S	GRN	ORN	YEL	5-01 (17-01)	R104 (1)	—	14-01 (14-01)	14-01 (14-01)	30-01 (30-01)
			M39029-535	12	12	S	GRN	ORN	GRN	5-01 (17-01)	R104 (1)	—	14-01 (14-01)	14-01 (14-01)	30-01 (30-01)
			M39029-536	12	16	S	GRN	ORN	BLU	5-01 (17-01)	R104 (1)	—	14-01 (14-01)	14-01 (14-01)	30-01 (30-01)
MIL-PRF-12881 (MIL-8-12881) (MIL-8-12881)	M39029-42	RELAYS 4 POLE 10 AMPERES SOCKET	M39029-113 (M39029-5-001) (M39029-10-20) (M39029-10-20)	20	20	S	BRN	BRN	GRN	5-01 (17-01)	R104 (1)	—	14-01 (14-01)	14-01 (14-01)	30-01 (30-01)
			M39029-114 (M39029-5-001) (M39029-10-20) (M39029-10-20)	16	16	S	BRN	BRN	BLU	5-01 (17-01)	R104 (1)	—	14-01 (14-01)	14-01 (14-01)	30-01 (30-01)
			M39029-117 (M39029-5-001) (M39029-10-20) (M39029-10-20)	16	20	S	BRN	BRN	YEL	5-01 (17-01)	R104 (1)	—	14-01 (14-01)	14-01 (14-01)	30-01 (30-01)
			M39029-118 (M39029-5-001) (M39029-10-20) (M39029-10-20)	12	12	S	BRN	BRN	GRN	5-01 (17-01)	R104 (1)	—	14-01 (14-01)	14-01 (14-01)	30-01 (30-01)
			M39029-119 (M39029-5-001) (M39029-10-20) (M39029-10-20)	12	16	S	BRN	BRN	YEL	5-01 (17-01)	R104 (1)	—	14-01 (14-01)	14-01 (14-01)	30-01 (30-01)
			M39029-120 (M39029-5-001) (M39029-10-20) (M39029-10-20)	12	16	S	BRN	BRN	YEL	5-01 (17-01)	R104 (1)	—	14-01 (14-01)	14-01 (14-01)	30-01 (30-01)
			M39029-121 (M39029-5-001) (M39029-10-20) (M39029-10-20)	12	16	S	BRN	BRN	YEL	5-01 (17-01)	R104 (1)	—	14-01 (14-01)	14-01 (14-01)	30-01 (30-01)
			M39029-122 (M39029-5-001) (M39029-10-20) (M39029-10-20)	12	16	S	BRN	BRN	YEL	5-01 (17-01)	R104 (1)	—	14-01 (14-01)	14-01 (14-01)	30-01 (30-01)
			M39029-123 (M39029-5-001) (M39029-10-20) (M39029-10-20)	12	16	S	BRN	BRN	YEL	5-01 (17-01)	R104 (1)	—	14-01 (14-01)	14-01 (14-01)	30-01 (30-01)
			M39029-124 (M39029-5-001) (M39029-10-20) (M39029-10-20)	12	16	S	BRN	BRN	YEL	5-01 (17-01)	R104 (1)	—	14-01 (14-01)	14-01 (14-01)	30-01 (30-01)
			M39029-125 (M39029-5-001) (M39029-10-20) (M39029-10-20)	12	16	S	BRN	BRN	YEL	5-01 (17-01)	R104 (1)	—	14-01 (14-01)	14-01 (14-01)	30-01 (30-01)

[1] Organized By Five-Digit Connector Number

[2] Organized By Slash Sheet, Then Three-Digit BIN Number

FIGURE A-1. An illustration of the data in table A-I and how to use this information to find the tooling needed for connector repair.

MIL-HDBK-1646

APPENDIX A

TABLE A-I. Connector, contact, tool information for power contacts.

CONNECTOR			CONTACT							CRIMP TOOL (22520/X)			INSTALL/REMOVAL TOOL (81969/X)		
SPECIFICATION (SUPERSEDED) SERIES	PART NUMBER (CANCELLED)	DESCRIPTION	PART NUMBER (SUPERSEDED)	SIZE		PIN OR SOCKET	BIN COLOR			TOOL (ALTERNATE)	POSITIONER / LOCATOR / DIE (ALTERNATE)	SETTING (ALTERNATE)	INSTALL (ALTERNATE)	WIRED REMOVAL (ALTERNATE)	UNWIRED REMOVAL [6] (TIP REPLACE)
				MATING END	WIRE BARREL		1ST (WIDE)	2ND	3RD						
MIL-PRF-6106 (MIL-R-6106) -	N/A	RELAY, SOCKET MOUNT	M39029/92-531	22	22	S	GRN	ORN	BRN	/2-01 (/2-01)	K1561 [1/] (640100 [1/])	- (-)	/14-01 (/8-03)	/14-01 (/8-04)	/30-01 (/30-21)
			M39029/92-532	20	20	S	GRN	ORN	RED	/1-01 (/2-01) (/7-01)	/1-02 (/2-02) (/7-02)	RED (-) (-)	/14-02 (/8-05)	/14-02 (/8-06)	/30-05 (/30-25)
			M39029/92-533	16	16	S	GRN	ORN	ORN	/1-01 (/7-01)	/1-02 (/7-03)	BLUE (-)	/14-03 (/8-07)	/14-03 (/8-08)	/30-06 (/30-26)
			M39029/92-534	16	20	S	GRN	ORN	YEL	/1-01 (/7-01)	/1-02 (/7-03)	BLUE (-)	/14-03 (/8-07)	/14-03 (/8-08)	/30-05 (/30-25)
			M39029/92-535	12	12	S	GRN	ORN	GRN	/1-01	/1-02	YELLOW	/14-04 (/8-09)	/14-04 (/8-10)	/30-07 (/30-27)
			M39029/92-536	12	16	S	GRN	ORN	BLU	/1-01	/1-02	YELLOW	/14-04 (/8-09)	/14-04 (/8-10)	/30-06 (/30-26)
MIL-DTL-12883 (MIL-PRF-12883) (MIL-S-12883) /40	M12883/40	RELAYS 4 POLE 10 AMPERES SOCKET	M39029/5-115 (M39029/5-001) (M39029/5-20-20) (M83723-34B20)	20	20	S	BRN	BRN	GRN	/1-01 (/2-01) (/7-01)	/1-02 (/2-02) (/7-02)	RED (-) (-)	/14-11 (/8-05)	/14-11 (/8-06)	/30-05 (/30-25)
			M39029/5-116 (M39029/5-002) (M39029/5-16-16) (M83723-34B16)	16	16	S	BRN	BRN	BLU	/1-01 (/7-01)	/1-02 (/7-03)	BLUE (-)	/14-03 (/8-07)	/14-03 (/8-08)	/30-06 (/30-26)
			M39029/5-117 (M39029/5-003) (M39029/5-16-20)	16	20	S	BRN	BRN	VIO	/1-01 (/7-01)	/1-02 (/7-03)	BLUE (-)	/14-03 (/8-207)	/14-03 (/8-208)	/30-05 (/30-25)
			M39029/5-118 (M39029/5-004) (M39029/5-12-12) (M83723-34B12)	12	12	S	BRN	BRN	GRA	/1-01	/1-02	YELLOW	/14-04 (/8-209)	/14-04 (/8-210)	/30-07 (/30-27)
			M39029/5-119 (M39029/5-005) (M39029/5-12-16)	12	16	S	BRN	BRN	WHT	/1-01	/1-02	YELLOW	/14-04 (/8-209)	/14-04 (/8-210)	/30-06 (/30-26)
			M39029/92-531	22	22	S	GRN	ORN	BRN	/2-01 (/2-01)	K1561 [1/] (640100 [1/])	- (-)	/14-01 (/8-03)	/14-01 (/8-04)	/30-01 (/30-21)
			M39029/92-532	20	20	S	GRN	ORN	RED	/1-01 (/2-01) (/7-01)	/1-02 (/2-02) (/7-02)	RED (-) (-)	/14-02 (/8-05)	/14-02 (/8-06)	/30-05 (/30-25)
			M39029/92-533	16	16	S	GRN	ORN	ORN	/1-01 (/7-01)	/1-02 (/7-03)	BLUE (-)	/14-03 (/8-07)	/14-03 (/8-08)	/30-06 (/30-26)
			M39029/92-534	16	20	S	GRN	ORN	YEL	/1-01 (/7-01)	/1-02 (/7-03)	BLUE (-)	/14-03 (/8-07)	/14-03 (/8-08)	/30-05 (/30-25)
			M39029/92-535	12	12	S	GRN	ORN	GRN	/1-01	/1-02	YELLOW	/14-04 (/8-09)	/14-04 (/8-10)	/30-07 (/30-27)
			M39029/92-536	12	16	S	GRN	ORN	BLU	/1-01	/1-02	YELLOW	/14-04 (/8-09)	/14-04 (/8-10)	/30-06 (/30-26)
			M39029/5-115 (M39029/5-001) (M39029/5-20-20) (M83723-34B20)	20	20	S	BRN	BRN	GRN	/1-01 (/2-01) (/7-01)	/1-02 (/2-02) (/7-02)	RED (-) (-)	/14-11 (/8-05)	/14-11 (/8-06)	/30-05 (/30-25)
MIL-DTL-12883 (MIL-PRF-12883) (MIL-S-12883) /41	M12883/41	RELAYS 2 POLE 10 AMPERES SOCKET	M39029/5-116 (M39029/5-002) (M39029/5-16-16) (M83723-34B16)	16	16	S	BRN	BRN	BLU	/1-01 (/7-01)	/1-02 (/7-03)	BLUE (-)	/14-03 (/8-07)	/14-03 (/8-08)	/30-06 (/30-26)
			M39029/5-117 (M39029/5-003) (M39029/5-16-20)	16	20	S	BRN	BRN	VIO	/1-01 (/7-01)	/1-02 (/7-03)	BLUE (-)	/14-03 (/8-207)	/14-03 (/8-208)	/30-05 (/30-25)

MIL-HDBK-1646

APPENDIX A

TABLE A-I. Connector, contact, tool information for power contacts - Continued.

CONNECTOR			CONTACT							CRIMP TOOL (22520/X)			INSTALL/REMOVAL TOOL (81969/X)		
SPECIFICATION (SUPERSEDED) SERIES	PART NUMBER (CANCELLED)	DESCRIPTION	PART NUMBER (SUPERSEDED)	SIZE		PIN OR SOCKET	BIN COLOR			TOOL (ALTERNATE)	POSITIONER / LOCATOR / DIE (ALTERNATE)	SETTING (ALTERNATE)	INSTALL (ALTERNATE)	WIRED REMOVAL (ALTERNATE)	UNWIRED REMOVAL [6] (TIP REPLACE)
				MATING END	WIRE BARREL		1ST (WIDE)	2ND	3RD						
MIL-DTL-12883 (MIL-PRF-12883) (MIL-S-12883) /41	M12883/41	RELAYS 2 POLE 10 AMPERES SOCKET	M39029/5-118 (M39029/5-004) (M39029/5-12-12) (M83723/34B12)	12	12	S	BRN	BRN	GRA	/1-01	/1-02	YELLOW	/14-04 (/8-209)	/14-04 (/8-210)	/30-07 (/30-27)
			M39029/5-119 (M39029/5-005) (M39029/5-12-16)	12	16	S	BRN	BRN	WHT	/1-01	/1-02	YELLOW	/14-04 (/8-209)	/14-04 (/8-210)	/30-06 (/30-26)
			M39029/92-531	22	22	S	GRN	ORN	BRN	/2-01 (/2-01)	K1561 [1/] (640100 [1/])	— (—)	/14-01 (/8-03)	/14-01 (/8-04)	/30-01 (/30-21)
			M39029/92-532	20	20	S	GRN	ORN	RED	/1-01 (/2-01) (/7-01)	/1-02 (/2-02) (/7-02)	RED (—) (—)	/14-02 (/8-05)	/14-02 (/8-06)	/30-05 (/30-25)
			M39029/92-533	16	16	S	GRN	ORN	ORN	/1-01 (/7-01)	/1-02 (/7-03)	BLUE (—)	/14-03 (/8-07)	/14-03 (/8-08)	/30-06 (/30-26)
			M39029/92-534	16	20	S	GRN	ORN	YEL	/1-01 (/7-01)	/1-02 (/7-03)	BLUE (—)	/14-03 (/8-07)	/14-03 (/8-08)	/30-05 (/30-25)
			M39029/92-535	12	12	S	GRN	ORN	GRN	/1-01	/1-02	YELLOW	/14-04 (/8-09)	/14-04 (/8-10)	/30-07 (/30-27)
			M39029/92-536	12	16	S	GRN	ORN	BLU	/1-01	/1-02	YELLOW	/14-04 (/8-09)	/14-04 (/8-10)	/30-06 (/30-26)
MIL-DTL-12883 (MIL-PRF-12883) (MIL-S-12883) /44	M12883/44	RELAYS 4 POLE 5 AMPERES SOCKET	M39029/101-552	22	22	S	GRN	GRN	RED	/7-01 (/1-01)	/7-11 (K330-3 [1/])	— (—)	/16-04	/16-04	—
			M39029/101-553	20	20	S	GRN	GRN	ORN	/1-01 (/7-01)	TH343 [1/] (/7-12)	— (—)	/16-01	/16-01	—
			M39029/101-554	16	16	S	GRN	GRN	YEL	/7-01 (/7-01)	/7-13 (TH343 [1/])	— (—)	/16-02	/16-02	—
MIL-DTL-12883 (MIL-PRF-12883) (MIL-S-12883) /45	M12883/45	RELAYS 2 POLE 5 AMPERES SOCKET	M39029/101-552	22	22	S	GRN	GRN	RED	/7-01 (/1-01)	/7-11 (K330-3 [1/])	— (—)	/16-04	/16-04	—
			M39029/101-553	20	20	S	GRN	GRN	ORN	/1-01 (/7-01)	TH343 [1/] (/7-12)	— (—)	/16-01	/16-01	—
			M39029/101-554	16	16	S	GRN	GRN	YEL	/7-01 (/7-01)	/7-13 (TH343 [1/])	— (—)	/16-02	/16-02	—
MIL-DTL-12883 (MIL-PRF-12883) (MIL-S-12883) /46	M12883/46	RELAYS 3 POLE 10 AMPERES SOCKET	M39029/101-552	22	22	S	GRN	GRN	RED	/7-01 (/1-01)	/7-11 (K330-3 [1/])	— (—)	/16-04	/16-04	—
			M39029/101-553	20	20	S	GRN	GRN	ORN	/1-01 (/7-01)	TH343 [1/] (/7-12)	— (—)	/16-01	/16-01	—
			M39029/101-554	16	16	S	GRN	GRN	YEL	/7-01 (/7-01)	/7-13 (TH343 [1/])	— (—)	/16-02	/16-02	—
MIL-DTL-22992 (MIL-C-22992) CLASS L	MS90555, MS90556, MS90557, MS90558	ARC QUENCHING, WATERPROOF	M39029/48-317 (MS90559-11)	6 [2/]	6	P	ORN	BRN	VIO	/23-01	/23-03 + /23-10	—	—	/27-06	—
			M39029/48-318 (MS90559-12)	6 [2/]	6	P	ORN	BRN	GRA	/23-01	/23-03 + /23-10	—	—	/27-06	—
			M39029/48-319 (MS90559-14)	6 [2/]	6	P	ORN	BRN	WHT	/23-01	/23-03 + /23-10	—	—	/27-06	—
			M39029/48-320 (MS90559-8)	4 [2/]	4	P	ORN	RED	BLK	/23-01	/23-04 + /23-12	—	—	/27-05	—
			M39029/48-321 (MS90559-9)	4 [2/]	4	P	ORN	RED	BRN	/23-01	/23-04 + /23-12	—	—	/27-05	—
			M39029/48-322 (MS90559-13)	4 [2/]	4	P	ORN	RED	RED	/23-01	/23-04 + /23-12	—	—	/27-05	—
			M39029/48-323 (MS90559-5)	1/0 [2/]	1	P	ORN	RED	ORN	/23-01	/23-05 + /23-14	—	—	/27-03	—
			M39029/48-324 (MS90559-6)	1/0 [2/]	1	P	ORN	RED	YEL	/23-01	/23-05 + /23-14	—	—	/27-03	—
			M39029/48-325 (MS90559-3)	2/0 [2/]	2/0	P	ORN	RED	GRN	/23-01	/23-06 + /23-15	—	—	/27-02	—
			M39029/48-326 (MS90559-4)	2/0 [2/]	2/0	P	ORN	RED	BLU	/23-01	/23-06 + /23-15	—	—	/27-02	—
			M39029/48-327 (MS90559-1)	4/0 [2/]	4/0	P	ORN	RED	VIO	/23-01	/23-07 + /23-16	—	—	/27-01	—
			M39029/48-328 (MS90559-2)	4/0 [2/]	4/0	P	ORN	RED	GRA	/23-01	/23-07 + /23-16	—	—	/27-01	—

MIL-HDBK-1646

APPENDIX A

TABLE A-I. Connector, contact, tool information for power contacts - Continued.

CONNECTOR			CONTACT							CRIMP TOOL (22520/X)			INSTALL/REMOVAL TOOL (81969/X)		
SPECIFICATION (SUPERSEDED) SERIES	PART NUMBER (CANCELLED)	DESCRIPTION	PART NUMBER (SUPERSEDED)	SIZE		PIN OR SOCKET	BIN COLOR			TOOL (ALTERNATE)	POSITIONER / LOCATOR / DIE (ALTERNATE)	SETTING (ALTERNATE)	INSTALL (ALTERNATE)	WIRED REMOVAL (ALTERNATE)	UNWIRED REMOVAL [6/ TIP REPLACE]
				MATING END	WIRE BARREL		1ST (WIDE)	2ND	3RD						
MIL-DTL-22992 (MIL-C-22992) CLASS L	MS90555, MS90556, MS90557, MS90558	ARC QUENCHING, WATERPROOF	M39029/49-329 (MS90560-7)	6 [2/]	6	S	ORN	RED	WHT	/23-01	/23-03 + /23-10	--	--	/27-06	--
			M39029/49-330 (MS90560-8)	6 [2/]	6	S	ORN	ORN	BLK	/23-01	/23-03 + /23-10	--	--	/27-06	--
			M39029/49-331 (MS90560-5)	4 [2/]	4	S	ORN	ORN	BRN	/23-01	/23-04 + /23-12	--	--	/27-05	--
			M39029/49-332 (MS90560-9)	4 [2/]	4	S	ORN	ORN	RED	/23-01	/23-04 + /23-12	--	--	/27-05	--
			M39029/49-333 (MS90560-3)	1/0 [2/]	1	S	ORN	ORN	ORN	/23-01	/23-05 + /23-14	--	--	/27-03	--
			M39029/49-334 (MS90560-2)	2/0 [2/]	2/0	S	ORN	ORN	YEL	/23-01	/23-06 + /23-15	--	--	/27-02	--
			M39029/49-335 (MS90560-1)	4/0 [2/]	4/0	S	ORN	ORN	GRN	/23-01	/23-07 + /23-16	--	--	/27-01	--
MIL-DTL-24308 (MIL-C-24308) (MIL-PRF-24308)	M24308/2, /4, /6, /8	MINIATURE RECTANGULAR RACK AND PANEL	M39029/57-354 (M24308/12-1) (MS27491-22D) (MS27492-22D)	22	22D	S	ORN	GRN	YEL	/2-01 (/7-01)	/2-06 (/7-06)	-- (-)	/14-01 (/8-01) (/8-301)	/14-01 (/8-02) (/8-302)	/30-08 (/30-28)
			M39029/58-360 (M24308/13-1) (MS27493-22D) (MS27494-22D)	22	22D	P	ORN	BLU	BLK	/2-01 (/7-01)	/2-09 (/7-07)	-- (-)	/14-01 (/8-01) (/8-302)	/14-01 (/8-02) (/8-302)	/30-08 (/30-28)
			M39029/63-368 (M24308/10-1)	20	20	S	ORN	BLU	GRA	/2-01	/2-08	--	/39-01 (/1-02)	/39-01 (/1-02)	/30-11 (/30-31)
			M39029/64-369 (M24308/10-1)	20	20	P	ORN	BLU	WHT	/2-01	/2-08	--	/39-01 (/1-02)	/39-01 (/1-02)	/30-11 (/30-31)
			M39029/71-390 (M39029/71-1)	22	--	P	ORN	WHT	BLK	--	--	--	/1-04 (/8-01)	/1-04 (/8-02)	--
			M39029/71-391 (M39029/71-2)	22	--	P	ORN	WHT	BRN	--	--	--	/1-04 (/8-01)	/1-04 (/8-02)	--
			M39029/71-392 (M39029/71-3)	22	--	P	ORN	WHT	RED	--	--	--	/1-04 (/8-01)	/1-04 (/8-02)	--
			M39029/72-393 (M39029/72-1)	22	--	S	ORN	WHT	ORN	--	--	--	/1-04 (/8-01)	/1-04 (/8-02)	--
			M39029/72-394 (M39029/72-2)	22	--	S	ORN	WHT	YEL	--	--	--	/1-04 (/8-01)	/1-04 (/8-02)	--
			M39029/72-395 (M39029/72-3)	22	--	S	ORN	WHT	GRN	--	--	--	/1-04 (/8-01)	/1-04 (/8-02)	--
			M39029/72-524	22	--	S	GRN	RED	YEL	--	--	--	/1-04 (/8-01)	/1-04 (/8-02)	--
			M39029/72-525	22	--	S	GRN	RED	GRN	--	--	--	/1-04 (/8-01)	/1-04 (/8-02)	--
			M39029/72-526	22	--	S	GRN	RED	BLU	--	--	--	/1-04 (/8-01)	/1-04 (/8-02)	--
			M39029/87-470 (M39029/87222C1)	22	22D	P	YEL	VIO	BLK	/2-01 (/7-01)	/2-09 (/7-07)	-- (-)	/14-01 (/8-01)	/14-01 (/8-02)	/30-08 (/30-28)
			M39029/87-471 (M39029/87222C2)	22	22D	P	YEL	VIO	BRN	/2-01 (/7-01)	/2-09 (/7-07)	-- (-)	/14-01 (/8-01)	/14-01 (/8-02)	/30-08 (/30-28)
			M39029/87-472 (M39029/87222C3)	22	22D	P	YEL	VIO	RED	/2-01 (/7-01)	/2-09 (/7-07)	-- (-)	/14-01 (/8-01)	/14-01 (/8-02)	/30-08 (/30-28)
			M39029/87-473 (M39029/87222C4)	22	22D	P	YEL	VIO	ORN	/2-01 (/7-01)	/2-09 (/7-07)	-- (-)	/14-01 (/8-01)	/14-01 (/8-02)	/30-08 (/30-28)
			M39029/89-494 (M39029/89222C1)	22	22D	S	YEL	WHT	YEL	/2-01 (/7-01)	/2-06 (/7-06)	-- (-)	/14-01 (/8-01)	/14-01 (/8-02)	/30-08 (/30-28)
			M39029/89-495 (M39029/89222C2)	22	22D	S	YEL	WHT	GRN	/2-01 (/7-01)	/2-06 (/7-06)	-- (-)	/14-01 (/8-01)	/14-01 (/8-02)	/30-08 (/30-28)
			M39029/89-496 (M39029/89222C3)	22	22D	S	YEL	WHT	BLU	/2-01 (/7-01)	/2-06 (/7-06)	-- (-)	/14-01 (/8-01)	/14-01 (/8-02)	/30-08 (/30-28)
			M39029/89-497 (M39029/89222C4)	22	22D	S	YEL	WHT	VIO	/2-01 (/7-01)	/2-06 (/7-06)	-- (-)	/14-01 (/8-01)	/14-01 (/8-02)	/30-08 (/30-28)

MIL-HDBK-1646

APPENDIX A

TABLE A-I. Connector, contact, tool information for power contacts - Continued.

CONNECTOR			CONTACT							CRIMP TOOL (22520/X)			INSTALL/REMOVAL TOOL (81969/X)		
SPECIFICATION (SUPERSEDED) SERIES	PART NUMBER (CANCELLED)	DESCRIPTION	PART NUMBER (SUPERSEDED)	SIZE		PIN OR SOCKET	BIN COLOR			TOOL (ALTERNATE)	POSITIONER / LOCATOR / DIE (ALTERNATE)	SETTING (ALTERNATE)	INSTALL (ALTERNATE)	WIRED REMOVAL (ALTERNATE)	UNWIRED REMOVAL [6] (TIP REPLACE)
				MATING END	WIRE BARREL		1ST (WIDE)	2ND	3RD						
MIL-DTL-24308 (MIL-C-24308) (MIL-PRF-24308) CLASS M, N	M24308/6, /8	MINIATURE RECTANGULAR RACK AND PANEL	M39029/57-982	22	22D	S	WHT	GRA	RED	/2-01 (/7-01)	/2-06 (/7-06)	— (—)	/14-01 (/8-01) (/8-301)	/14-01 (/8-02) (/8-302)	/30-08 (/30-28)
			M39029/58-986	22	22D	P	WHT	GRA	BLU	/2-01 (/7-01)	/2-09 (/7-07)	— (—)	/14-01 (/8-01) (/8-301)	/14-01 (/8-02) (/8-302)	/30-08 (/30-28)
			M39029/63-928	20	20	S	WHT	RED	GRA	/2-01	/2-08	—	/39-01 (/1-02)	/39-01 (/1-02)	/30-11 (/30-31)
			M39029/64-968	20	20	P	WHT	BLU	GRA	/2-01	/2-08	—	/39-01 (/1-02)	/39-01 (/1-02)	/30-11 (/30-31)
MIL-DTL-26482 (MIL-C-26482) SERIES 1	MS3120, MS3121, MS3122, MS3124, MS3126, MS3127, MS3128	SOLDER FRONT RELEASE CRIMP REMOVABLE CONTACTS	M39029/31-223 (MS3192-20-20A)	20	20	P	RED	RED	ORN	/1-01 (/2-01) (/7-01)	/1-02 (/2-02) (/7-02)	RED (—) (—)	/14-10 (/17-03)	/19-06	/30-05 (/30-25)
			M39029/31-224 (MS3192-20-20B)	20	20	P	RED	RED	YEL	/1-01 (/2-01) (/7-01)	/1-02 (/2-02) (/7-02)	RED (—) (—)	/14-10 (/17-03)	/19-06	/30-05 (/30-25)
			M39029/31-225 (MS3192-20-20C1)	20	20	P	RED	RED	GRN	/1-01 (/2-01) (/7-01)	/1-02 (/2-02) (/7-02)	RED (—) (—)	/14-10 (/17-03)	/19-06	/30-05 (/30-25)
			M39029/31-226 (MS3192-20-20C2)	20	20	P	RED	RED	BLU	/1-01 (/2-01) (/7-01)	/1-02 (/2-02) (/7-02)	RED (—) (—)	/14-10 (/17-03)	/19-06	/30-05 (/30-25)
			M39029/31-227 (MS3192-20-20C3)	20	20	P	RED	RED	VIO	/1-01 (/2-01) (/7-01)	/1-02 (/2-02) (/7-02)	RED (—) (—)	/14-10 (/17-03)	/19-06	/30-05 (/30-25)
			M39029/31-228 (MS3192-16-16-A)	16	16	P	RED	RED	GRA	/1-01 (/7-01)	/1-02 (/7-03)	BLUE (—)	/14-03 (/17-04)	/19-01	/30-06 (/30-26)
			M39029/31-230 (MS3192-16-16C4)	16	16	P	RED	ORN	BLK	/1-01 (/7-01)	/1-02 (/7-03)	BLUE (—)	/14-03 (/17-04)	/19-01	/30-06 (/30-26)
			M39029/31-231 (MS3192-16-16C1)	16	16	P	RED	ORN	BRN	/1-01 (/7-01)	/1-02 (/7-03)	BLUE (—)	/14-03 (/17-04)	/19-01	/30-06 (/30-26)
			M39029/31-232 (MS3192-16-16C2)	16	16	P	RED	ORN	RED	/1-01 (/7-01)	/1-02 (/7-03)	BLUE (—)	/14-03 (/17-04)	/19-01	/30-06 (/30-26)
			M39029/31-233 (MS3192-16-16C3)	16	16	P	RED	ORN	ORN	/1-01 (/7-01)	/1-02 (/7-03)	BLUE (—)	/14-03 (/17-04)	/19-01	/30-06 (/30-26)
			M39029/31-234 (MS3192-12-12A)	12	12	P	RED	ORN	YEL	/1-01	/1-02	YELLOW	/14-04 (/17-05)	/19-02	/30-07 (/30-27)
			M39029/31-236 (MS3192-12-12C4)	12	12	P	RED	ORN	BLU	/1-01	/1-02	YELLOW	/14-04 (/17-05)	/19-02	/30-07 (/30-27)
			M39029/31-237 (MS3192-12-12C1)	12	12	P	RED	ORN	VIO	/1-01	/1-02	YELLOW	/14-04 (/17-05)	/19-02	/30-07 (/30-27)
			M39029/31-238 (MS3192-12-12C2)	12	12	P	RED	ORN	GRA	/1-01	/1-02	YELLOW	/14-04 (/17-05)	/19-02	/30-07 (/30-27)
			M39029/31-239 (MS3192-12-12C3)	12	12	P	RED	ORN	WHT	/1-01	/1-02	YELLOW	/14-04 (/17-05)	/19-02	/30-07 (/30-27)
			M39029/31-240 (MS3192A20-20A)	20	20	P	RED	YEL	BLK	/1-01 (/2-01) (/7-01)	/1-02 (/2-02) (/7-02)	RED (—) (—)	/14-10 (/17-03)	/19-06	/30-05 (/30-25)
			M39029/32-242 (MS3193-20-20A)	20	20	S	RED	YEL	RED	/1-01 (/2-01) (/7-01)	/1-02 (/2-02) (/7-02)	RED (—) (—)	/14-10 (/17-03)	/19-06	/30-05 (/30-25)
			M39029/32-243 (MS3193-20-20C4)	20	20	S	RED	YEL	ORN	/1-01 (/2-01) (/7-01)	/1-02 (/2-02) (/7-02)	RED (—) (—)	/14-10 (/17-03)	/19-06	/30-05 (/30-25)
			M39029/32-244 (MS3193-20-20C1)	20	20	S	RED	YEL	YEL	/1-01 (/2-01) (/7-01)	/1-02 (/2-02) (/7-02)	RED (—) (—)	/14-10 (/17-03)	/19-06	/30-05 (/30-25)
			M39029/32-245 (MS3193-20-20C2)	20	20	S	RED	YEL	GRN	/1-01 (/2-01) (/7-01)	/1-02 (/2-02) (/7-02)	RED (—) (—)	/14-10 (/17-03)	/19-06	/30-05 (/30-25)
			M39029/32-246 (MS3193-20-20C3)	20	20	S	RED	YEL	BLU	/1-01 (/2-01) (/7-01)	/1-02 (/2-02) (/7-02)	RED (—) (—)	/14-10 (/17-03)	/19-06	/30-05 (/30-25)

MIL-HDBK-1646

APPENDIX A

TABLE A-I. Connector, contact, tool information for power contacts - Continued.

CONNECTOR			CONTACT							CRIMP TOOL (22520X)			INSTALL/REMOVAL TOOL (81969X)		
SPECIFICATION (SUPERSEDED) SERIES	PART NUMBER (CANCELLED)	DESCRIPTION	PART NUMBER (SUPERSEDED)	SIZE		PIN OR SOCKET	BIN COLOR			TOOL (ALTERNATE)	POSITIONER / LOCATOR / DIE (ALTERNATE)	SETTING (ALTERNATE)	INSTALL (ALTERNATE)	WIRED REMOVAL (ALTERNATE)	UNWIRED REMOVAL [6] (TIP REPLACE)
				MATING END	WIRE BARREL		1ST (WIDE)	2ND	3RD						
MIL-DTL-26482 (MIL-C-26482) SERIES 1	MS3120, MS3121, MS3122, MS3124, MS3126, MS3127, MS3128	SOLDER FRONT RELEASE CRIMP REMOVABLE CONTACTS	M39029/32-247 (MS319316-16A)	16	16	S	RED	YEL	VIO	/1-01 (/7-01)	/1-02 (/7-03)	BLUE (-)	/14-03 (/17-04)	/19-01	/30-06 (/30-26)
			M39029/32-249 (MS319316-16C4)	16	16	S	RED	YEL	WHT	/1-01 (/7-01)	/1-02 (/7-03)	BLUE (-)	/14-03 (/17-04)	/19-01	/30-06 (/30-26)
			M39029/32-250 (MS319316-16C1)	16	16	S	RED	GRN	BLK	/1-01 (/7-01)	/1-02 (/7-03)	BLUE (-)	/14-03 (/17-04)	/19-01	/30-06 (/30-26)
			M39029/32-251 (MS319316-16C2)	16	16	S	RED	GRN	BRN	/1-01 (/7-01)	/1-02 (/7-03)	BLUE (-)	/14-03 (/17-04)	/19-01	/30-06 (/30-26)
			M39029/32-252 (MS319316-16C3)	16	16	S	RED	GRN	RED	/1-01 (/7-01)	/1-02 (/7-03)	BLUE (-)	/14-03 (/17-04)	/19-01	/30-06 (/30-26)
			M39029/32-253 (MS319312-12A)	12	12	S	RED	GRN	ORN	/1-01	/1-02	YELLOW	/14-04 (/17-05)	/19-02	/30-07 (/30-27)
			M39029/32-255 (MS319312-12C4)	12	12	S	RED	GRN	GRN	/1-01	/1-02	YELLOW	/14-04 (/17-05)	/19-02	/30-07 (/30-27)
			M39029/32-256 (MS319312-12C1)	12	12	S	RED	GRN	BLU	/1-01	/1-02	YELLOW	/14-04 (/17-05)	/19-02	/30-07 (/30-27)
			M39029/32-257 (MS319312-12C2)	12	12	S	RED	GRN	VIO	/1-01	/1-02	YELLOW	/14-04 (/17-05)	/19-02	/30-07 (/30-27)
			M39029/32-258 (MS319312-12C3)	12	12	S	RED	GRN	GRA	/1-01	/1-02	YELLOW	/14-04 (/17-05)	/19-02	/30-07 (/30-27)
			M39029/32-259 (MS3193A-20-20A)	20	20	S	RED	GRN	WHT	/1-01 (/2-01) (/7-01)	/1-02 (/2-02) (/7-02)	RED (-) (-)	/14-10 (/17-03)	/19-06	/30-05 (/30-25)
MIL-DTL-26482 (MIL-C-26482) SERIES 2	MS3470 to MS3477, MS3479	REAR RELEASE CRIMP REMOVABLE	M39029/4-110 (M39029/4-001) (M39029/4-20-20) (M83723/33B20)	20	20	P	BRN	BRN	BLK	/1-01 (/2-01) (/7-01)	/1-02 (/2-02) (/7-02)	RED (-) (-)	/14-11 (/8-205)	/14-11 (/8-206)	/30-05 (/30-25)
			M39029/4-111 (M39029/4-002) (M39029/4-16-16) (M83723/33B16)	16	16	P	BRN	BRN	BRN	/1-01 (/7-01)	/1-02 (/7-03)	BLUE (-)	/14-03 (/8-207)	/14-03 (/8-208)	/30-06 (/30-26)
			M39029/4-112 (M39029/4-003) (M39029/4-16-20)	16	20	P	BRN	BRN	RED	/1-01 (/7-01)	/1-02 (/7-03)	BLUE (-)	/14-03 (/8-207)	/14-03 (/8-208)	/30-05 (/30-25)
			M39029/4-113 (M39029/4-004) (M39029/4-12-12) (M83723/33B12)	12	12	P	BRN	BRN	ORN	/1-01	/1-02	YELLOW	/14-04 (/8-209)	/14-04 (/8-210)	/30-07 (/30-27)
			M39029/4-114 (M39029/4-005) (M39029/4-12-16)	12	16	P	BRN	BRN	YEL	/1-01	/1-02	YELLOW	/14-04 (/8-209)	/14-04 (/8-210)	/30-06 (/30-26)
			M39029/5-115 (M39029/5-001) (M39029/5-20-20) (M83723-34B20)	20	20	S	BRN	BRN	GRN	/1-01 (/2-01) (/7-01)	/1-02 (/2-02) (/7-02)	RED (-) (-)	/14-11 (/8-05)	/14-11 (/8-06)	/30-05 (/30-25)
			M39029/5-116 (M39029/5-002) (M39029/5-16-16) (M83723-34B16)	16	16	S	BRN	BRN	BLU	/1-01 (/7-01)	/1-02 (/7-03)	BLUE (-)	/14-03 (/8-07)	/14-03 (/8-08)	/30-06 (/30-26)
			M39029/5-117 (M39029/5-003) (M39029/5-16-20)	16	20	S	BRN	BRN	VIO	/1-01 (/7-01)	/1-02 (/7-03)	BLUE (-)	/14-03 (/8-207)	/14-03 (/8-208)	/30-05 (/30-25)
			M39029/5-118 (M39029/5-004) (M39029/5-12-12) (M83723/34B12)	12	12	S	BRN	BRN	GRA	/1-01	/1-02	YELLOW	/14-04 (/8-209)	/14-04 (/8-210)	/30-07 (/30-27)
			M39029/5-119 (M39029/5-005) (M39029/5-12-16)	12	16	S	BRN	BRN	WHT	/1-01	/1-02	YELLOW	/14-04 (/8-209)	/14-04 (/8-210)	/30-06 (/30-26)
			M39029/9-132 (M39029/9-20-20-C1)	20	20	P	BRN	ORN	RED	/1-01 (/2-01)	/1-02 (/2-02)	RED (-)	/14-11	/14-11	/30-05 (/30-25)
			M39029/9-133 (M39029/9-20-20-C2)	20	20	P	BRN	ORN	ORN	/1-01 (/2-01)	/1-02 (/2-02)	RED (-)	/14-11	/14-11	/30-05 (/30-25)

MIL-HDBK-1646

APPENDIX A

TABLE A-I. Connector, contact, tool information for power contacts - Continued.

CONNECTOR			CONTACT							CRIMP TOOL (22520/X)			INSTALL/REMOVAL TOOL (81969/X)		
SPECIFICATION (SUPERSEDED) SERIES	PART NUMBER (CANCELLED)	DESCRIPTION	PART NUMBER (SUPERSEDED)	SIZE		PIN OR SOCKET	BIN COLOR			TOOL (ALTERNATE)	POSITIONER / LOCATOR / DIE (ALTERNATE)	SETTING (ALTERNATE)	INSTALL (ALTERNATE)	WIRED REMOVAL (ALTERNATE)	UNWIRED REMOVAL [6] (TIP REPLACE)
				MATING END	WIRE BARREL		1ST (WIDE)	2ND	3RD						
MIL-DTL-26482 (MIL-C-26482) SERIES 2	MS3470 to MS3477, MS3479	REAR RELEASE CRIMP REMOVABLE	M39029/9-134 (M39029/9-20-20-C3)	20	20	P	BRN	ORN	YEL	/1-01 (/2-01)	/1-02 (/2-02)	RED (-)	/14-11	/14-11	/30-05 (/30-25)
			M39029/9-135 (M39029/9-20-20-C4)	20	20	P	BRN	ORN	GRN	/1-01 (/2-01)	/1-02 (/2-02)	RED (-)	/14-11	/14-11	/30-05 (/30-25)
			M39029/9-136 (M39029/9-20-20-C5)	20	20	P	BRN	ORN	BLU	/1-01 (/2-01)	/1-02 (/2-02)	RED (-)	/14-11	/14-11	/30-05 (/30-25)
			M39029/9-514 (5000-070-516)	16	16	P	GRN	BRN	YEL	/1-01 (/7-01)	/1-02 (/7-03)	BLUE (-)	/14-03	/14-03	/30-06 (/30-26)
			M39029/9-515 (5000-070-416)	16	16	P	GRN	BRN	GRN	/1-01 (/7-01)	/1-02 (/7-03)	BLUE (-)	/14-03	/14-03	/30-06 (/30-26)
			M39029/9-516 (5000-070-116)	16	16	P	GRN	BRN	BLU	/1-01 (/7-01)	/1-02 (/7-03)	BLUE (-)	/14-03	/14-03	/30-06 (/30-26)
			M39029/9-517 (5000-070-216)	16	16	P	GRN	BRN	VIO	/1-01 (/7-01)	/1-02 (/7-03)	BLUE (-)	/14-03	/14-03	/30-06 (/30-26)
			M39029/9-518 (5000-070-316)	16	16	P	GRN	BRN	GRA	/1-01 (/7-01)	/1-02 (/7-03)	BLUE (-)	/14-03	/14-03	/30-06 (/30-26)
			M39029/10-138 (M39029/10-20-20-C1)	20	20	S	BRN	ORN	GRA	/1-01 (/2-01)	/1-02 (/2-02)	RED (-)	/14-11 (/8-205)	/14-11 (/8-206)	/30-05 (/30-25)
			M39029/10-139 (M39029/10-20-20-C2)	20	20	S	BRN	ORN	WHT	/1-01 (/2-01)	/1-02 (/2-02)	RED (-)	/14-11 (/8-205)	/14-11 (/8-206)	/30-05 (/30-25)
			M39029/10-140 (M39029/10-20-20-C3)	20	20	S	BRN	YEL	BLK	/1-01 (/2-01)	/1-02 (/2-02)	RED (-)	/14-11 (/8-205)	/14-11 (/8-206)	/30-05 (/30-25)
			M39029/10-141 (M39029/10-20-20-C4)	20	20	S	BRN	YEL	BRN	/1-01 (/2-01)	/1-02 (/2-02)	RED (-)	/14-11 (/8-205)	/14-11 (/8-206)	/30-05 (/30-25)
			M39029/10-142 (M39029/10-20-20-C5)	20	20	S	BRN	YEL	RED	/1-01 (/2-01)	/1-02 (/2-02)	RED (-)	/14-11 (/8-205)	/14-11 (/8-206)	/30-05 (/30-25)
			M39029/10-519 (5000-108-516)	16	16	S	GRN	BRN	WHT	/1-01 (/7-01)	/1-02 (/7-03)	BLUE (-)	/14-03 (/8-207)	/14-03 (/8-208)	/30-06 (/30-26)
			M39029/10-520 (5000-108-416)	16	16	S	GRN	RED	BLK	/1-01 (/7-01)	/1-02 (/7-03)	BLUE (-)	/14-03 (/8-207)	/14-03 (/8-208)	/30-06 (/30-26)
			M39029/10-521 (5000-108-116)	16	16	S	GRN	RED	BRN	/1-01 (/7-01)	/1-02 (/7-03)	BLUE (-)	/14-03 (/8-207)	/14-03 (/8-208)	/30-06 (/30-26)
			M39029/10-522 (5000-108-216)	16	16	S	GRN	RED	RED	/1-01 (/7-01)	/1-02 (/7-03)	BLUE (-)	/14-03 (/8-207)	/14-03 (/8-208)	/14-03 (/8-207)
			M39029/10-523 (5000-108-316)	16	16	S	GRN	RED	ORN	/1-01 (/7-01)	/1-02 (/7-03)	BLUE (-)	/14-03 (/8-207)	/14-03 (/8-208)	/30-06 (/30-26)
			M39029/31-229 (MC2454-16P)	16	16	P	RED	RED	WHT	/1-01 (/7-01)	/1-02 (/7-03)	BLUE (-)	/14-03 (/17-04)	/19-01	/30-06 (/30-26)
			M39029/31-235 (MS24254-12-12P)	12	12	P	RED	ORN	GRN	/1-01	/1-02	YELLOW	/14-04 (/17-05)	/19-02	/30-07 (/30-27)
MIL-DTL-26500 (MIL-C-26500) -	MS24264, MS24265, MS24266, MS27613, MS27614, MS27615	THREADED AND BAYONET COUPLING	M39029/31-448 (M39029/31-20-20)	20	20	P	YEL	YEL	GRA	/1-01 (/2-01) (/7-01)	/1-02 (/2-02) (/7-02)	RED (-) (-)	/14-10 (/17-03)	/19-06	/30-05 (/30-25)
			M39029/31-627 (M39029/31-241) (MS24254-20P)	20	20	P	BLU	RED	VIO	/1-01 (/2-01) (/7-01)	/1-02 (/2-02) (/7-02)	RED (-) (-)	/14-10 (/17-03)	/19-06	/30-05 (/30-25)
			M39029/32-248 (MS24255-16S)	16	16	S	RED	YEL	GRA	/1-01 (/7-01)	/1-02 (/7-03)	BLUE (-)	/14-03 (/17-04)	/19-01	/30-06 (/30-26)
			M39029/32-254 (MS24255-12S)	12	12	S	RED	GRN	YEL	/1-01	/1-02	YELLOW	/14-04 (/17-05)	/19-02	/30-07 (/30-27)
			M39029/32-260 (MS24255-20S)	20	20	S	RED	BLU	BLK	/1-01 (/2-01) (/7-01)	/1-02 (/2-02) (/7-02)	RED (-) (-)	/14-10 (/17-03)	/19-06	/30-05 (/30-25)
			M39029/32-449 (M39029/32-20-20)	20	20	S	YEL	YEL	WHT	/1-01 (/2-01) (/7-01)	/1-02 (/2-02) (/7-02)	RED (-) (-)	/14-10 (/17-03)	/19-06	/30-05 (/30-25)

MIL-HDBK-1646

APPENDIX A

TABLE A-I. Connector, contact, tool information for power contacts - Continued.

CONNECTOR			CONTACT							CRIMP TOOL (22520/X)			INSTALL/REMOVAL TOOL (81969/X)		
SPECIFICATION (SUPERSEDED) SERIES	PART NUMBER (CANCELLED)	DESCRIPTION	PART NUMBER (SUPERSEDED)	SIZE		PIN OR SOCKET	BIN COLOR			TOOL (ALTERNATE)	POSITIONER / LOCATOR / DIE (ALTERNATE)	SETTING (ALTERNATE)	INSTALL (ALTERNATE)	WIRED REMOVAL (ALTERNATE)	UNWIRED REMOVAL [6] (TIP REPLACE)
				MATING END	WIRE BARREL		1ST (WIDE)	2ND	3RD						
MIL-DTL-26518 (MIL-C-26518)	MS24285, MS24286	RECTANGULAR MINIATURE RACK AND PANEL REAR RELEASE CONTACTS	M39029/31-223 (MS3192-20-20A)	20	20	P	RED	RED	ORN	/1-01 (2-01) (7-01)	/1-02 (2-02) (7-02)	RED (-) (-)	/14-10 (/17-03)	/19-06	/30-05 (/30-25)
			M39029/31-224 (MS3192-20-20B)	20	20	P	RED	RED	YEL	/1-01 (2-01) (7-01)	/1-02 (2-02) (7-02)	RED (-) (-)	/14-10 (/17-03)	/19-06	/30-05 (/30-25)
			M39029/31-225 (MS3192-20-20C1)	20	20	P	RED	RED	GRN	/1-01 (2-01) (7-01)	/1-02 (2-02) (7-02)	RED (-) (-)	/14-10 (/17-03)	/19-06	/30-05 (/30-25)
			M39029/31-226 (MS3192-20-20C2)	20	20	P	RED	RED	BLU	/1-01 (2-01) (7-01)	/1-02 (2-02) (7-02)	RED (-) (-)	/14-10 (/17-03)	/19-06	/30-05 (/30-25)
			M39029/31-227 (MS3192-20-20C3)	20	20	P	RED	RED	VIO	/1-01 (2-01) (7-01)	/1-02 (2-02) (7-02)	RED (-) (-)	/14-10 (/17-03)	/19-06	/30-05 (/30-25)
			M39029/31-228 (MS3192-16-16-A)	16	16	P	RED	RED	GRA	/1-01 (7-01)	/1-02 (7-03)	BLUE (-)	/14-03 (/17-04)	/19-01	/30-06 (/30-26)
			M39029/31-229 (MC2454-16P)	16	16	P	RED	RED	WHT	/1-01 (7-01)	/1-02 (7-03)	BLUE (-)	/14-03 (/17-04)	/19-01	/30-06 (/30-26)
			M39029/31-230 (MS3192-16-16C4)	16	16	P	RED	ORN	BLK	/1-01 (7-01)	/1-02 (7-03)	BLUE (-)	/14-03 (/17-04)	/19-01	/30-06 (/30-26)
			M39029/31-231 (MS3192-16-16C1)	16	16	P	RED	ORN	BRN	/1-01 (7-01)	/1-02 (7-03)	BLUE (-)	/14-03 (/17-04)	/19-01	/30-06 (/30-26)
			M39029/31-232 (MS3192-16-16C2)	16	16	P	RED	ORN	RED	/1-01 (7-01)	/1-02 (7-03)	BLUE (-)	/14-03 (/17-04)	/19-01	/30-06 (/30-26)
			M39029/31-233 (MS3192-16-16C3)	16	16	P	RED	ORN	ORN	/1-01 (7-01)	/1-02 (7-03)	BLUE (-)	/14-03 (/17-04)	/19-01	/30-06 (/30-26)
			M39029/31-234 (MS3192-12-12A)	12	12	P	RED	ORN	YEL	/1-01	/1-02	YELLOW	/14-04 (/17-05)	/19-02	/30-07 (/30-27)
			M39029/31-235 (MS24254-12-12P)	12	12	P	RED	ORN	GRN	/1-01	/1-02	YELLOW	/14-04 (/17-05)	/19-02	/30-07 (/30-27)
			M39029/31-236 (MS3192-12-12C4)	12	12	P	RED	ORN	BLU	/1-01	/1-02	YELLOW	/14-04 (/17-05)	/19-02	/30-07 (/30-27)
			M39029/31-237 (MS3192-12-12C1)	12	12	P	RED	ORN	VIO	/1-01	/1-02	YELLOW	/14-04 (/17-05)	/19-02	/30-07 (/30-27)
			M39029/31-238 (MS3192-12-12C2)	12	12	P	RED	ORN	GRA	/1-01	/1-02	YELLOW	/14-04 (/17-05)	/19-02	/30-07 (/30-27)
			M39029/31-239 (MS3192-12-12C3)	12	12	P	RED	ORN	WHT	/1-01	/1-02	YELLOW	/14-04 (/17-05)	/19-02	/30-07 (/30-27)
			M39029/31-240 (MS3192A20-20A)	20	20	P	RED	YEL	BLK	/1-01 (2-01) (7-01)	/1-02 (2-02) (7-02)	RED (-) (-)	/14-10 (/17-03)	/19-06	/30-05 (/30-25)
			M39029/31-448 (M39029/31-20-20)	20	20	P	YEL	YEL	GRA	/1-01 (2-01) (7-01)	/1-02 (2-02) (7-02)	RED (-) (-)	/14-10 (/17-03)	/19-06	/30-05 (/30-25)
			M39029/31-627 (M39029/31-241) (MS24254-20P)	20	20	P	BLU	RED	VIO	/1-01 (2-01) (7-01)	/1-02 (2-02) (7-02)	RED (-) (-)	/14-10 (/17-03)	/19-06	/30-05 (/30-25)
			M39029/32-242 (MS3193-20-20A)	20	20	S	RED	YEL	RED	/1-01 (2-01) (7-01)	/1-02 (2-02) (7-02)	RED (-) (-)	/14-10 (/17-03)	/19-06	/30-05 (/30-25)
			M39029/32-243 (MS3193-20-20C4)	20	20	S	RED	YEL	ORN	/1-01 (2-01) (7-01)	/1-02 (2-02) (7-02)	RED (-) (-)	/14-10 (/17-03)	/19-06	/30-05 (/30-25)
			M39029/32-244 (MS3193-20-20C1)	20	20	S	RED	YEL	YEL	/1-01 (2-01) (7-01)	/1-02 (2-02) (7-02)	RED (-) (-)	/14-10 (/17-03)	/19-06	/30-05 (/30-25)
			M39029/32-245 (MS3193-20-20C2)	20	20	S	RED	YEL	GRN	/1-01 (2-01) (7-01)	/1-02 (2-02) (7-02)	RED (-) (-)	/14-10 (/17-03)	/19-06	/30-05 (/30-25)
			M39029/32-246 (MS3193-20-20C3)	20	20	S	RED	YEL	BLU	/1-01 (2-01) (7-01)	/1-02 (2-02) (7-02)	RED (-) (-)	/14-10 (/17-03)	/19-06	/30-05 (/30-25)

MIL-HDBK-1646

APPENDIX A

TABLE A-I. Connector, contact, tool information for power contacts - Continued.

CONNECTOR			CONTACT							CRIMP TOOL (22520(X))			INSTALL/REMOVAL TOOL (81969(X))		
SPECIFICATION (SUPERSEDED) SERIES	PART NUMBER (CANCELLED)	DESCRIPTION	PART NUMBER (SUPERSEDED)	SIZE		PIN OR SOCKET	BIN COLOR			TOOL (ALTERNATE)	POSITIONER / LOCATOR / DIE (ALTERNATE)	SETTING (ALTERNATE)	INSTALL (ALTERNATE)	WIRED REMOVAL (ALTERNATE)	UNWIRED REMOVAL [6] (TIP REPLACE)
				MATING END	WIRE BARREL		1ST (WIDE)	2ND	3RD						
MIL-DTL-26518 (MIL-C-26518) —	MS24285, MS24286	RECTANGULAR MINIATURE RACK AND PANEL REAR RELEASE CONTACTS	M39029/32-247 (MS319316-16A)	16	16	S	RED	YEL	VIO	/1-01 (/7-01)	/1-02 (/7-03)	BLUE (—)	/14-03 (/17-04)	/19-01	/30-06 (/30-26)
			M39029/32-248 (MS24255-16S)	16	16	S	RED	YEL	GRA	/1-01 (/7-01)	/1-02 (/7-03)	BLUE (—)	/14-03 (/17-04)	/19-01	/30-06 (/30-26)
			M39029/32-249 (MS3193-16-16C4)	16	16	S	RED	YEL	WHT	/1-01 (/7-01)	/1-02 (/7-03)	BLUE (—)	/14-03 (/17-04)	/19-01	/30-06 (/30-26)
			M39029/32-250 (MS3193-16-16C1)	16	16	S	RED	GRN	BLK	/1-01 (/7-01)	/1-02 (/7-03)	BLUE (—)	/14-03 (/17-04)	/19-01	/30-06 (/30-26)
			M39029/32-251 (MS3193-16-16C2)	16	16	S	RED	GRN	BRN	/1-01 (/7-01)	/1-02 (/7-03)	BLUE (—)	/14-03 (/17-04)	/19-01	/30-06 (/30-26)
			M39029/32-252 (MS3193-16-16C3)	16	16	S	RED	GRN	RED	/1-01 (/7-01)	/1-02 (/7-03)	BLUE (—)	/14-03 (/17-04)	/19-01	/30-06 (/30-26)
			M39029/32-253 (MS3193-12-12A)	12	12	S	RED	GRN	ORN	/1-01	/1-02	YELLOW	/14-04 (/17-05)	/19-02	/30-07 (/30-27)
			M39029/32-254 (MS24255-12S)	12	12	S	RED	GRN	YEL	/1-01	/1-02	YELLOW	/14-04 (/17-05)	/19-02	/30-07 (/30-27)
			M39029/32-255 (MS3193-12-12C4)	12	12	S	RED	GRN	GRN	/1-01	/1-02	YELLOW	/14-04 (/17-05)	/19-02	/30-07 (/30-27)
			M39029/32-256 (MS3193-12-12C1)	12	12	S	RED	GRN	BLU	/1-01	/1-02	YELLOW	/14-04 (/17-05)	/19-02	/30-07 (/30-27)
			M39029/32-257 (MS3193-12-12C2)	12	12	S	RED	GRN	VIO	/1-01	/1-02	YELLOW	/14-04 (/17-05)	/19-02	/30-07 (/30-27)
			M39029/32-258 (MS3193-12-12C3)	12	12	S	RED	GRN	GRA	/1-01	/1-02	YELLOW	/14-04 (/17-05)	/19-02	/30-07 (/30-27)
			M39029/32-259 (MS3193A-20-20A)	20	20	S	RED	GRN	WHT	/1-01 (/2-01) (/7-01)	/1-02 (/2-02) (/7-02)	RED (—) (—)	/14-10 (/17-03)	/19-06	/30-05 (/30-25)
			M39029/32-260 (MS24255-20S)	20	20	S	RED	BLU	BLK	/1-01 (/2-01) (/7-01)	/1-02 (/2-02) (/7-02)	RED (—) (—)	/14-10 (/17-03)	/19-06	/30-05 (/30-25)
			M39029/32-449 (M39029/32-20-20)	20	20	S	YEL	YEL	WHT	/1-01 (/2-01) (/7-01)	/1-02 (/2-02) (/7-02)	RED (—) (—)	/14-10 (/17-03)	/19-06	/30-05 (/30-25)
MIL-DTL-28748 (MIL-C-28748) /10	M28748/10	RECTANGULAR RACK AND PANEL POLARIZED CENTER	M39029/37-279 (MS17808-16-20)	16	20	S	RED	VIO	WHT	/1-01	/1-03	BLUE	/18-01	/20-01	—
			M39029/37-280 (MS17808-16-16)	16	16	S	RED	GRA	BLK	/1-01	/1-03	RED	/18-01	/20-01	—
MIL-DTL-28748 (MIL-C-28748) /13	M28748/13	RECTANGULAR RACK AND PANEL	M39029/34-271 (MS17803-20-20)	20	20	P	RED	VIO	BRN	/1-01	/1-03	RED	/18-01	/20-01	—
			M39029/34-272 (MS17803-16-20)	16	20	P	RED	VIO	RED	/1-01	/1-03	BLUE	/18-01	/20-01	—
			M39029/34-273 (MS17803-16-16)	16	16	P	RED	VIO	ORN	/1-01	/1-03	BLUE	/18-01	/20-01	—
			M39029/34-440 (M39029/34-22-22)	22	22	P	YEL	YEL	BLK	/2-01 (/2-01)	K187 [1/] (640092 [1/])	— (—)	/18-02	/20-02	—
			M39029/35-274 (MS17804-20-20)	20	20	S	RED	VIO	YEL	/1-01	/1-03	RED	/18-01	/20-01	—
			M39029/35-275 (MS17804-16-20)	16	20	S	RED	VIO	GRN	/1-01	/1-03	BLUE	/18-01	/20-01	—
			M39029/35-276 (MS17804-16-16)	16	16	S	RED	VIO	BLU	/1-01	/1-03	BLUE	/18-01	/20-01	—
			M39029/35-441 (M39029/35-22-22)	22	22	S	YEL	YEL	BRN	/2-01 (/2-01)	K280 [1/] (640092 [1/])	— (—)	/18-02	/20-02	—
MIL-DTL-28748 (MIL-C-28748) /3	M28748/3	RECTANGULAR RACK AND PANEL	M39029/34-271 (MS17803-20-20)	20	20	P	RED	VIO	BRN	/1-01	/1-03	RED	/18-01	/20-01	—
			M39029/34-272 (MS17803-16-20)	16	20	P	RED	VIO	RED	/1-01	/1-03	BLUE	/18-01	/20-01	—
			M39029/34-273 (MS17803-16-16)	16	16	P	RED	VIO	ORN	/1-01	/1-03	BLUE	/18-01	/20-01	—
			M39029/34-440 (M39029/34-22-22)	22	22	P	YEL	YEL	BLK	/2-01 (/2-01)	K187 [1/] (640092 [1/])	— (—)	/18-02	/20-02	—
			M39029/35-274 (MS17804-20-20)	20	20	S	RED	VIO	YEL	/1-01	/1-03	RED	/18-01	/20-01	—

MIL-HDBK-1646

APPENDIX A

TABLE A-I. Connector, contact, tool information for power contacts - Continued.

CONNECTOR			CONTACT							CRIMP TOOL (22520/X)			INSTALL/REMOVAL TOOL (81969/X)		
SPECIFICATION (SUPERSEDED) SERIES	PART NUMBER (CANCELLED)	DESCRIPTION	PART NUMBER (SUPERSEDED)	SIZE		PIN OR SOCKET	BIN COLOR			TOOL (ALTERNATE)	POSITIONER / LOCATOR / DIE (ALTERNATE)	SETTING (ALTERNATE)	INSTALL (ALTERNATE)	WIRED REMOVAL (ALTERNATE)	UNWIRED REMOVAL [6] (TIP REPLACE)
				MATING END	WIRE BARREL		1ST (WIDE)	2ND	3RD						
MIL-DTL-28748 (MIL-C-28748) /3	M28748/3	RECTANGULAR RACK AND PANEL	M39029/35-275 (MS17804-16-20)	16	20	S	RED	VIO	GRN	/1-01	/1-03	BLUE	/18-01	/20-01	--
			M39029/35-276 (MS17804-16-16)	16	16	S	RED	VIO	BLU	/1-01	/1-03	BLUE	/18-01	/20-01	--
			M39029/35-441 (M39029/35-22-22)	22	22	S	YEL	YEL	BRN	/2-01 (/2-01)	K280 [1/] (640092 [1/])	-- (-)	/18-02	/20-02	--
MIL-DTL-28748 (MIL-C-28748) /9	M28748/9	RECTANGULAR RACK AND PANEL POLARIZED CENTER	M39029/36-277 (MS17807-16-20)	16	20	P	RED	VIO	VIO	/1-01	/1-03	BLUE	/18-01	/20-01	--
			M39029/36-278 (MS17807-16-16)	16	16	P	RED	VIO	GRA	/1-01	/1-03	RED	/18-01	/20-01	--
			M39029/83-450 (M39029/83-20-22)	20	22	P	YEL	GRN	BLK	/34-01	/34-02	--	/33-01	/34-01	--
MIL-DTL-28840 (MIL-C-28840) --	M28840/10, /11, /12, /14, /16	HIGH SHOCK HIGH DENSITY	M39029/83-508	20	20	P	GRN	BLK	GRA	/34-01	/34-02	--	/33-01	/34-01	--
			M39029/84-452 (M39029/83-20-22)	20	22	S	YEL	GRN	RED	/34-01	/34-02	--	/33-01	/34-01	--
			M39029/84-509	20	20	S	GRN	BLK	WHT	/34-01	/34-02	--	/33-01	/34-01	--
SAE AS29600 (MIL-C-29600) SERIES A	M29600/10, /11, /12	CIRCULAR, MINIATURE, COMPOSITE, REMOVABLE CRIMP CONTACTS	M39029/106-614	22	22D	S	BLU	BRN	YEL	/2-01 (/7-01)	/2-07 (/7-05)	-- (-)	/14-01 (/8-01)	/14-01 (/8-02)	/30-08 (/30-28)
			M39029/106-615	20	20	S	BLU	BRN	GRN	/1-01 (/2-01) (/7-01)	/1-04 (/2-10) (/7-08)	RED (-) (-)	/14-10 (/8-05)	/14-10 (/8-06)	/30-11 (/30-31)
			M39029/106-616	16	16	S	BLU	BRN	BLU	/1-01 (/7-01)	/1-04 (/7-04)	BLUE (-)	/14-03 (/8-07)	/14-03 (/8-08)	/30-12 (/30-32)
			M39029/106-617	12	12	S	BLU	BRN	VIO	/1-01	/1-04	YELLOW	/14-04 (/8-09)	/14-04 (/8-10)	/30-13 (/30-33)
			M39029/106-618	10	10	S	BLU	BRN	GRA	/45-01	--	--	/14-05 (/8-11)	/14-05 (/8-12)	--
			M39029/107-620	22	22D	P	BLU	RED	BLK	/2-01 (/7-01)	/2-09 (/7-07)	-- (-)	/14-01 (/8-01)	/14-01 (/8-02)	/30-08 (/30-28)
			M39029/107-621	20	20	P	BLU	RED	BRN	/1-01 (/2-01) (/7-01)	/1-04 (/2-10) (/7-08)	RED (-) (-)	/14-10 (/8-05)	/14-10 (/8-06)	/30-11 (/30-31)
			M39029/107-622	16	16	P	BLU	RED	RED	/1-01 (/7-01)	/1-04 (/7-04)	BLUE (-)	/14-03 (/8-07)	/14-03 (/8-08)	/30-12 (/30-32)
			M39029/107-623	12	12	P	BLU	RED	ORN	/1-01	/1-04	YELLOW	/14-04 (/8-09)	/14-04 (/8-10)	/30-13 (/30-33)
			M39029/107-624	10	10	P	BLU	RED	YEL	1716P-1 [1/] (AL114 [1/])	1716P-1 [1/] (650087 [1/])	-- (-)	/14-05 (/8-11)	/14-05 (/8-12)	--
MIL-DTL-38999 (MIL-C-38999) SERIES I	MS27466 to MS27468, MS27496, MS27505, MS27515, MS27652, MS27653, MS27654, MS27656, MS27661, MS27662	SCOOP-PROOF BAYONET COUPLING	M39029/56-348 (MS27490-22D) (MS27655-22D)	22	22D	S	ORN	YEL	GRA	/2-01 (/7-01)	/2-07 (/7-05)	-- (-)	/14-01 (/8-01)	/14-01 (/8-02)	/30-08 (/30-28)
			M39029/56-349 (MS27490-22M)	22	22M	S	ORN	YEL	WHT	/2-01 (/7-01)	/2-07 (/7-05)	-- (-)	/14-01 (/8-01)	/14-01 (/8-02)	/30-09 (/30-29)
			M39029/56-350 (MS27490-22)	22	22	S	ORN	GRN	BLK	/2-01 (/7-01)	/2-07 (/7-05)	-- (-)	/8-03	/8-04	/30-10 (/30-30)
			M39029/56-351 (MS27490-20) (MS27655-20)	20	20	S	ORN	GRN	BRN	/1-01 (/2-01) (/7-01)	/1-04 (/2-10) (/7-08)	RED (-) (-)	/14-10 (/8-05)	/14-10 (/8-06)	/30-11 (/30-31)
			M39029/56-352 (MS27490-16) (MS27655-16)	16	16	S	ORN	GRN	RED	/1-01 (/7-01)	/1-04 (/7-04)	BLUE (-)	/14-03 (/8-07)	/14-03 (/8-08)	/30-12 (/30-32)
			M39029/56-353 (MS27490-12) (MS27655-12)	12	12	S	ORN	GRN	ORN	/1-01	/1-04	YELLOW	/14-04 (/8-09)	/14-04 (/8-10)	/30-13 (/30-33)
			M39029/56-527	10	10	S	GRN	RED	VIO	1716P [1/] (AL114 [1/])	-- (-)	-- (-)	/14-05 (/8-11)	/14-05 (/8-12)	--
			M39029/58-360 (M24308/13-1) (MS27493-22D) (MS27494-22D)	22	22D	P	ORN	BLU	BLK	/2-01 (/7-01)	/2-09 (/7-07)	-- (-)	/14-01 (/8-01) (/8-301)	/14-01 (/8-02) (/8-302)	/30-08 (/30-28)

MIL-HDBK-1646

APPENDIX A

TABLE A-I. Connector, contact, tool information for power contacts - Continued.

CONNECTOR			CONTACT							CRIMP TOOL (22520/X)			INSTALL/REMOVAL TOOL (81969/X)		
SPECIFICATION (SUPERSEDED) SERIES	PART NUMBER (CANCELLED)	DESCRIPTION	PART NUMBER (SUPERSEDED)	SIZE		PIN OR SOCKET	BIN COLOR			TOOL (ALTERNATE)	POSITIONER / LOCATOR / DIE (ALTERNATE)	SETTING (ALTERNATE)	INSTALL (ALTERNATE)	WIRED REMOVAL (ALTERNATE)	UNWIRED REMOVAL [6] (TIP REPLACE)
				MATING END	WIRE BARREL		1ST (WIDE)	2ND	3RD						
MIL-DTL-38999 (MIL-C-38999) SERIES I	MS27466 to MS27468, MS27496, MS27505, MS27515, MS27652, MS27653, MS27654, MS27656, MS27661, MS27662	SCOOP-PROOF BAYONET COUPLING	M39029/58-361 (MS27493-22M) (MS27494-22M)	22	22M	P	ORN	BLU	BRN	/2-01 (/7-01)	/2-09 (/7-07)	— (—)	/14-01 (/8-01) (/8-301)	/14-01 (/8-02) (/8-302)	/30-09 (/30-29)
			M39029/58-362 (MS27492-22) (MS27493-22)	22	22	P	ORN	BLU	RED	/2-01 (/7-01)	/2-09 (/7-07)	— (—)	/8-03	/8-04	/30-10 (/30-30)
			M39029/58-363 (MS27492-20) (MS27493-20)	20	20	P	ORN	BLU	ORN	/1-01 (/2-01) (/7-01)	/1-04 (/2-10) (/7-08)	RED (—) (—)	/14-10 (/8-05) (/8-305)	/14-10 (/8-06) (/8-306)	/30-11 (/30-31)
			M39029/58-364 (MS27493-16) (MS27494-16)	16	16	P	ORN	BLU	YEL	/1-01 (/7-01)	/1-04 (/7-04)	BLUE (—)	/14-03 (/8-07) (/8-307)	/14-03 (/8-08) (/8-308)	/30-12 (/30-32)
			M39029/58-365 (MS27493-12) (MS27494-12)	12	12	P	ORN	BLU	GRN	/1-01	/1-04	YELLOW	/14-04 (/8-09) (/8-309)	/14-04 (/8-10) (/8-310)	/30-13 (/30-33)
			M39029/58-528	10	10	P	GRN	RED	GRA	/45-01	/45-01	—	/14-05 (/8-11) (/8-311)	/14-05 (/8-12) (/8-312)	—
			M39029/71-390 (M39029/71-1)	22	—	P	ORN	WHT	BLK	—	—	—	/1-04 (/8-01)	/1-04 (/8-02)	—
			M39029/71-391 (M39029/71-2)	22	—	P	ORN	WHT	BRN	—	—	—	/1-04 (/8-01)	/1-04 (/8-02)	—
			M39029/71-392 (M39029/71-3)	22	—	P	ORN	WHT	RED	—	—	—	/1-04 (/8-01)	/1-04 (/8-02)	—
			M39029/72-393 (M39029/72-1)	22	—	S	ORN	WHT	ORN	—	—	—	/1-04 (/8-01)	/1-04 (/8-02)	—
			M39029/72-394 (M39029/72-2)	22	—	S	ORN	WHT	YEL	—	—	—	/1-04 (/8-01)	/1-04 (/8-02)	—
			M39029/72-395 (M39029/72-3)	22	—	S	ORN	WHT	GRN	—	—	—	/1-04 (/8-01)	/1-04 (/8-02)	—
			M39029/72-524	22	—	S	GRN	RED	YEL	—	—	—	/1-04 (/8-01)	/1-04 (/8-02)	—
			M39029/72-525	22	—	S	GRN	RED	GRN	—	—	—	/1-04 (/8-01)	/1-04 (/8-02)	—
			M39029/72-526	22	—	S	GRN	RED	BLU	—	—	—	/1-04 (/8-01)	/1-04 (/8-02)	—
			M39029/87-470 (M39029/872222C1)	22	22D	P	YEL	VIO	BLK	/2-01 (/7-01)	/2-09 (/7-07)	— (—)	/14-01 (/8-01)	/14-01 (/8-02)	/30-08 (/30-28)
			M39029/87-471 (M39029/872222C2)	22	22D	P	YEL	VIO	BRN	/2-01 (/7-01)	/2-09 (/7-07)	— (—)	/14-01 (/8-01)	/14-01 (/8-02)	/30-08 (/30-28)
			M39029/87-472 (M39029/872222C3)	22	22D	P	YEL	VIO	RED	/2-01 (/7-01)	/2-09 (/7-07)	— (—)	/14-01 (/8-01)	/14-01 (/8-02)	/30-08 (/30-28)
			M39029/87-473 (M39029/872222C4)	22	22D	P	YEL	VIO	ORN	/2-01 (/7-01)	/2-09 (/7-07)	— (—)	/14-01 (/8-01)	/14-01 (/8-02)	/30-08 (/30-28)
			M39029/87-474 (M39029/872020C1)	20	20	P	YEL	VIO	YEL	/1-01 (/2-01) (/7-01)	/1-04 (/2-10) (/7-08)	— (—) (—)	/14-02 (/8-05)	/14-02 (/8-06)	/30-11 (/30-31)
			M39029/87-475 (M39029/872020C2)	20	20	P	YEL	VIO	GRN	/1-01 (/2-01) (/7-01)	/1-04 (/2-10) (/7-08)	— (—) (—)	/14-02 (/8-05)	/14-02 (/8-06)	/30-11 (/30-31)
			M39029/87-476 (M39029/872020C3)	20	20	P	YEL	VIO	BLU	/1-01 (/2-01) (/7-01)	/1-04 (/2-10) (/7-08)	— (—) (—)	/14-02 (/8-05)	/14-02 (/8-06)	/30-11 (/30-31)
			M39029/87-477 (M39029/872020C4)	20	20	P	YEL	VIO	VIO	/1-01 (/2-01) (/7-01)	/1-04 (/2-10) (/7-08)	— (—) (—)	/14-02 (/8-05)	/14-02 (/8-06)	/30-11 (/30-31)
			M39029/87-478 (M39029/871616C1)	16	16	P	YEL	VIO	GRA	/1-01 (/7-01)	/1-04 (/7-04)	— (—)	/14-03 (/8-07)	/14-03 (/8-08)	/30-12 (/30-32)
			M39029/87-479 (M39029/871616C2)	16	16	P	YEL	VIO	WHT	/1-01 (/7-01)	/1-04 (/7-04)	— (—)	/14-03 (/8-07)	/14-03 (/8-08)	/30-12 (/30-32)
			M39029/87-480 (M39029/871616C3)	16	16	P	YEL	GRA	BLK	/1-01 (/7-01)	/1-04 (/7-04)	— (—)	/14-03 (/8-07)	/14-03 (/8-08)	/30-12 (/30-32)

MIL-HDBK-1646

APPENDIX A

TABLE A-I. Connector, contact, tool information for power contacts - Continued.

CONNECTOR			CONTACT							CRIMP TOOL (22520/0)			INSTALL/REMOVAL TOOL (81969/0)		
SPECIFICATION (SUPERSEDED) SERIES	PART NUMBER (CANCELLED)	DESCRIPTION	PART NUMBER (SUPERSEDED)	SIZE		PIN OR SOCKET	BIN COLOR			TOOL (ALTERNATE)	POSITIONER / LOCATOR / DIE (ALTERNATE)	SETTING (ALTERNATE)	INSTALL (ALTERNATE)	WIRED REMOVAL (ALTERNATE)	UNWIRED REMOVAL [6] (TIP REPLACE)
				MATING END	WIRE BARREL		1ST (WIDE)	2ND	3RD						
MIL-DTL-38999 (MIL-C-38999) SERIES I	MS27466 to MS27468, MS27496, MS27505, MS27515, MS27652, MS27653, MS27654, MS27656, MS27661, MS27662	SCOOP-PROOF BAYONET COUPLING	M39029/87-481 (M39029/871616C4)	16	16	P	YEL	GRA	BRN	/1-01 (/7-01)	/1-04 (/7-04)	— (—)	/14-03 (/8-08)	/14-03 (/8-08)	/30-12 (/30-32)
			M39029/88-482 (M39029/882222C1)	22	22D	S	YEL	GRA	RED	/2-01 (/7-01)	/2-07 (/7-05)	— (—)	/14-01 (/8-01)	/14-01 (/8-02)	/30-08 (/30-28)
			M39029/88-483 (M39029/882222C2)	22	22D	S	YEL	GRA	ORN	/2-01 (/7-01)	/2-07 (/7-05)	— (—)	/14-01 (/8-01)	/14-01 (/8-02)	/30-08 (/30-28)
			M39029/88-484 (M39029/882222C3)	22	22D	S	YEL	GRA	YEL	/2-01 (/7-01)	/2-07 (/7-05)	— (—)	/14-01 (/8-01)	/14-01 (/8-02)	/30-08 (/30-28)
			M39029/88-485 (M39029/882222C4)	22	22D	S	YEL	GRA	GRN	/2-01 (/7-01)	/2-07 (/7-05)	— (—)	/14-01 (/8-01)	/14-01 (/8-02)	/30-08 (/30-28)
			M39029/88-486 (M39029/882020C1)	20	20	S	YEL	GRA	BLU	/1-01 (/2-01) (/7-01)	/1-04 (/2-10) (/7-08)	— (—) (—)	/14-02 (/8-05)	/14-02 (/8-06)	/30-11 (/30-31)
			M39029/88-487 (M39029/882020C2)	20	20	S	YEL	GRA	VIO	/1-01 (/2-01) (/7-01)	/1-04 (/2-10) (/7-08)	— (—) (—)	/14-02 (/8-05)	/14-02 (/8-06)	/30-11 (/30-31)
			M39029/88-488 (M39029/882020C3)	20	20	S	YEL	GRA	GRA	/1-01 (/2-01) (/7-01)	/1-04 (/2-10) (/7-08)	— (—) (—)	/14-02 (/8-05)	/14-02 (/8-06)	/30-11 (/30-31)
			M39029/88-489 (M39029/882020C4)	20	20	S	YEL	GRA	WHT	/1-01 (/2-01) (/7-01)	/1-04 (/2-10) (/7-08)	— (—) (—)	/14-02 (/8-05)	/14-02 (/8-06)	/30-11 (/30-31)
			M39029/88-490 (M39029/881616C1)	16	16	S	YEL	WHT	BLK	/1-01 (/7-01)	/1-04 (/7-04)	— (—)	/14-03 (/8-07)	/14-03 (/8-08)	/30-12 (/30-32)
			M39029/88-491 (M39029/881616C2)	16	16	S	YEL	WHT	BRN	/1-01 (/7-01)	/1-04 (/7-04)	— (—)	/14-03 (/8-07)	/14-03 (/8-08)	/30-12 (/30-32)
			M39029/88-492 (M39029/881616C3)	16	16	S	YEL	WHT	RED	/1-01 (/7-01)	/1-04 (/7-04)	— (—)	/14-03 (/8-07)	/14-03 (/8-08)	/30-12 (/30-32)
			M39029/88-493 (M39029/881616C4)	16	16	S	YEL	WHT	ORN	/1-01 (/7-01)	/1-04 (/7-04)	— (—)	/14-03 (/8-07)	/14-03 (/8-08)	/30-12 (/30-32)
			M39029/106-614	22	22D	S	BLU	BRN	YEL	/2-01 (/7-01)	/2-07 (/7-05)	— (—)	/14-01 (/8-01)	/14-01 (/8-02)	/30-08 (/30-28)
			M39029/106-615	20	20	S	BLU	BRN	GRN	/1-01 (/2-01) (/7-01)	/1-04 (/2-10) (/7-08)	RED (—) (—)	/14-10 (/8-05)	/14-10 (/8-06)	/30-11 (/30-31)
			M39029/106-616	16	16	S	BLU	BRN	BLU	/1-01 (/7-01)	/1-04 (/7-04)	BLUE (—)	/14-03 (/8-07)	/14-03 (/8-08)	/30-12 (/30-32)
			M39029/106-617	12	12	S	BLU	BRN	VIO	/1-01	/1-04	YELLOW	/14-04 (/8-09)	/14-04 (/8-10)	/30-13 (/30-33)
			M39029/106-618	10	10	S	BLU	BRN	GRA	/45-01	—	—	/14-05 (/8-11)	/14-05 (/8-12)	—
			M39029/107-620	22	22D	P	BLU	RED	BLK	/2-01 (/7-01)	/2-09 (/7-07)	— (—)	/14-01 (/8-01)	/14-01 (/8-02)	/30-08 (/30-28)
			M39029/107-621	20	20	P	BLU	RED	BRN	/1-01 (/2-01) (/7-01)	/1-04 (/2-10) (/7-08)	RED (—) (—)	/14-10 (/8-05)	/14-10 (/8-06)	/30-11 (/30-31)
			M39029/107-622	16	16	P	BLU	RED	RED	/1-01 (/7-01)	/1-04 (/7-04)	BLUE (—)	/14-03 (/8-07)	/14-03 (/8-08)	/30-12 (/30-32)
			M39029/107-623	12	12	P	BLU	RED	ORN	/1-01	/1-04	YELLOW	/14-04 (/8-09)	/14-04 (/8-10)	/30-13 (/30-33)
			M39029/107-624	10	10	P	BLU	RED	YEL	1716P-1 [1/] (AL114 [1/])	1716P-1 [1/] (650087 [1/])	— (—)	/14-05 (/8-11)	/14-05 (/8-12)	—
MIL-DTL-38999 (MIL-C-38999) SERIES II	MS27472 to MS27474, MS27479, MS27480, MS27484, MS27497, MS27499, MS27500, MS27508, MS27513	NON-SCOOP- PROOF SILHOUETTE	M39029/57-354 (M24308/12-1) (MS27491-22D) (MS27492-22D)	22	22D	S	ORN	GRN	YEL	/2-01 (/7-01)	/2-06 (/7-06)	— (—)	/14-01 (/8-01) (/8-301)	/14-01 (/8-02) (/8-302)	/30-08 (/30-28)
			M39029/57-355 (MS27491-22M) (MS27492-22M)	22	22M	S	ORN	GRN	GRN	/2-01 (/7-01)	/2-06 (/7-01)	— (—)	/14-01 (/8-01) (/8-301)	/14-01 (/8-02) (/8-302)	/30-09 (/30-29)
			M39029/57-356 (MS27491-22) (MS27492-22)	22	22	S	ORN	GRN	BLU	/2-01 (/7-01)	/2-06 (/7-06)	— (—)	/14-01 (/8-03) (/8-303)	/14-01 (/8-04) (/8-304)	/30-10 (/30-30)

MIL-HDBK-1646

APPENDIX A

TABLE A-I. Connector, contact, tool information for power contacts - Continued.

CONNECTOR			CONTACT							CRIMP TOOL (22520/X)			INSTALL/REMOVAL TOOL (81969/X)		
SPECIFICATION (SUPERSEDED) SERIES	PART NUMBER (CANCELLED)	DESCRIPTION	PART NUMBER (SUPERSEDED)	SIZE		PIN OR SOCKET	BIN COLOR			TOOL (ALTERNATE)	POSITIONER / LOCATOR / DIE (ALTERNATE)	SETTING (ALTERNATE)	INSTALL (ALTERNATE)	WIRED REMOVAL (ALTERNATE)	UNWIRED REMOVAL [6] (TIP REPLACE)
				MATING END	WIRE BARREL		1ST (WIDE)	2ND	3RD						
MIL-DTL-38999 (MIL-C-38999) SERIES II	MS27472 to MS27474, MS27479, MS27480, MS27484, MS27497, MS27499, MS27500, MS27508, MS27513	NON-SCOOP- PROOF SILHOUETTE	M39029/57-357 (MS27491-20) (MS27492-20)	20	20	S	ORN	GRN	VIO	/1-01 (/2-01) (/7-01)	/1-04 (/2-10) (/7-08)	RED (-) (-)	/14-10 (/8-06) (/8-305)	/14-10 (/8-06) (/8-306)	/30-11 (/30-31)
			M39029/57-358 (MS27491-16) (MS27492-16)	16	16	S	ORN	GRN	GRA	/1-01 (/7-01)	/1-04 (/7-04)	BLUE (-)	/14-03 (/8-07) (/8-307)	/14-03 (/8-08) (/8-308)	/30-12 (/30-32)
			M39029/57-359 (MS27491-12) (MS27492-12)	12	12	S	ORN	GRN	WHT	/1-01	/1-04	YELLOW	/14-04 (/8-09) (/8-309)	/14-04 (/8-10) (/8-310)	/30-13 (/30-33)
			M39029/58-360 (M24308/13-1) (MS27493-22D) (MS27494-22D)	22	22D	P	ORN	BLU	BLK	/2-01 (/7-01)	/2-09 (/7-07)	- (-)	/14-01 (/8-01) (/8-301)	/14-01 (/8-02) (/8-302)	/30-08 (/30-28)
			M39029/58-361 (MS27493-22M) (MS27494-22M)	22	22M	P	ORN	BLU	BRN	/2-01 (/7-01)	/2-09 (/7-07)	- (-)	/14-01 (/8-01) (/8-301)	/14-01 (/8-02) (/8-302)	/30-09 (/30-29)
			M39029/58-362 (MS27492-22) (MS27493-22)	22	22	P	ORN	BLU	RED	/2-01 (/7-01)	/2-09 (/7-07)	- (-)	/8-03	/8-04	/30-10 (/30-30)
			M39029/58-363 (MS27492-20) (MS27493-20)	20	20	P	ORN	BLU	ORN	/1-01 (/2-01) (/7-01)	/1-04 (/2-10) (/7-08)	RED (-) (-)	/14-10 (/8-05) (/8-305)	/14-10 (/8-06) (/8-306)	/30-11 (/30-31)
			M39029/58-364 (MS27493-16) (MS27494-16)	16	16	P	ORN	BLU	YEL	/1-01 (/7-01)	/1-04 (/7-04)	BLUE (-)	/14-03 (/8-07) (/8-307)	/14-03 (/8-08) (/8-308)	/30-12 (/30-32)
			M39029/58-365 (MS27493-12) (MS27494-12)	12	12	P	ORN	BLU	GRN	/1-01	/1-04	YELLOW	/14-04 (/8-09) (/8-309)	/14-04 (/8-10) (/8-310)	/30-13 (/30-33)
			M39029/58-528	10	10	P	GRN	RED	GRA	/45-01	/45-01	-	/14-05 (/8-11) (/8-311)	/14-05 (/8-12) (/8-312)	-
			M39029/71-390 (M39029/71-1)	22	-	P	ORN	WHT	BLK	-	-	-	/1-04 (/8-01)	/1-04 (/8-02)	-
			M39029/71-391 (M39029/71-2)	22	-	P	ORN	WHT	BRN	-	-	-	/1-04 (/8-01)	/1-04 (/8-02)	-
			M39029/71-392 (M39029/71-3)	22	-	P	ORN	WHT	RED	-	-	-	/1-04 (/8-01)	/1-04 (/8-02)	-
			M39029/72-393 (M39029/72-1)	22	-	S	ORN	WHT	ORN	-	-	-	/1-04 (/8-01)	/1-04 (/8-02)	-
			M39029/72-394 (M39029/72-2)	22	-	S	ORN	WHT	YEL	-	-	-	/1-04 (/8-01)	/1-04 (/8-02)	-
			M39029/72-395 (M39029/72-3)	22	-	S	ORN	WHT	GRN	-	-	-	/1-04 (/8-01)	/1-04 (/8-02)	-
			M39029/72-524	22	-	S	GRN	RED	YEL	-	-	-	/1-04 (/8-01)	/1-04 (/8-02)	-
			M39029/72-525	22	-	S	GRN	RED	GRN	-	-	-	/1-04 (/8-01)	/1-04 (/8-02)	-
			M39029/72-526	22	-	S	GRN	RED	BLU	-	-	-	/1-04 (/8-01)	/1-04 (/8-02)	-
			M39029/87-470 (M39029/87222C1)	22	22D	P	YEL	VIO	BLK	/2-01 (/7-01)	/2-09 (/7-07)	- (-)	/14-01 (/8-01)	/14-01 (/8-02)	/30-08 (/30-28)
			M39029/87-471 (M39029/87222C2)	22	22D	P	YEL	VIO	BRN	/2-01 (/7-01)	/2-09 (/7-07)	- (-)	/14-01 (/8-01)	/14-01 (/8-02)	/30-08 (/30-28)
			M39029/87-472 (M39029/87222C3)	22	22D	P	YEL	VIO	RED	/2-01 (/7-01)	/2-09 (/7-07)	- (-)	/14-01 (/8-01)	/14-01 (/8-02)	/30-08 (/30-28)
			M39029/87-473 (M39029/87222C4)	22	22D	P	YEL	VIO	ORN	/2-01 (/7-01)	/2-09 (/7-07)	- (-)	/14-01 (/8-01)	/14-01 (/8-02)	/30-08 (/30-28)
			M39029/87-474 (M39029/872020C1)	20	20	P	YEL	VIO	YEL	/1-01 (/2-01) (/7-01)	/1-04 (/2-10) (/7-08)	- (-) (-)	/14-02 (/8-05)	/14-02 (/8-06)	/30-11 (/30-31)
			M39029/87-475 (M39029/872020C2)	20	20	P	YEL	VIO	GRN	/1-01 (/2-01) (/7-01)	/1-04 (/2-10) (/7-08)	- (-) (-)	/14-02 (/8-05)	/14-02 (/8-06)	/30-11 (/30-31)

MIL-HDBK-1646

APPENDIX A

TABLE A-I. Connector, contact, tool information for power contacts - Continued.

CONNECTOR			CONTACT							CRIMP TOOL (22520/X)			INSTALL/REMOVAL TOOL (81969/X)		
SPECIFICATION (SUPERSEDED) SERIES	PART NUMBER (CANCELLED)	DESCRIPTION	PART NUMBER (SUPERSEDED)	SIZE		PIN OR SOCKET	BIN COLOR			TOOL (ALTERNATE)	POSITIONER / LOCATOR / DIE (ALTERNATE)	SETTING (ALTERNATE)	INSTALL (ALTERNATE)	WIRED REMOVAL (ALTERNATE)	UNWIRED REMOVAL [6/ (TP REPLACE)
				MATING END	WIRE BARREL		1ST (WIDE)	2ND	3RD						
MIL-DTL-38999 (MIL-C-38999) SERIES II	MS27472 to MS27474, MS27479, MS27480, MS27484, MS27497, MS27499, MS27500, MS27508, MS27513	NON-SCOOP- PROOF SILHOUETTE	M39029/87-476 (M39029/872020C3)	20	20	P	YEL	VIO	BLU	/1-01 (2-01) (7-01)	/1-04 (2-10) (7-08)	- (-) (-)	/14-02 (8-05)	/14-02 (8-06)	/30-11 (/30-31)
			M39029/87-477 (M39029/872020C4)	20	20	P	YEL	VIO	VIO	/1-01 (2-01) (7-01)	/1-04 (2-10) (7-08)	- (-) (-)	/14-02 (8-05)	/14-02 (8-06)	/30-11 (/30-31)
			M39029/87-478 (M39029/871616C1)	16	16	P	YEL	VIO	GRA	/1-01 (7-01)	/1-04 (7-04)	- (-)	/14-03 (8-07)	/14-03 (8-08)	/30-12 (/30-32)
			M39029/87-479 (M39029/871616C2)	16	16	P	YEL	VIO	WHT	/1-01 (7-01)	/1-04 (7-04)	- (-)	/14-03 (8-07)	/14-03 (8-08)	/30-12 (/30-32)
			M39029/87-480 (M39029/871616C3)	16	16	P	YEL	GRA	BLK	/1-01 (7-01)	/1-04 (7-04)	- (-)	/14-03 (8-07)	/14-03 (8-08)	/30-12 (/30-32)
			M39029/87-481 (M39029/871616C4)	16	16	P	YEL	GRA	BRN	/1-01 (7-01)	/1-04 (7-04)	- (-)	/14-03 (8-07)	/14-03 (8-08)	/30-12 (/30-32)
			M39029/89-494 (M39029/892222C1)	22	22D	S	YEL	WHT	YEL	/2-01 (7-01)	/2-06 (7-06)	- (-)	/14-01 (8-01)	/14-01 (8-02)	/30-08 (/30-28)
			M39029/89-495 (M39029/892222C2)	22	22D	S	YEL	WHT	GRN	/2-01 (7-01)	/2-06 (7-06)	- (-)	/14-01 (8-01)	/14-01 (8-02)	/30-08 (/30-28)
			M39029/89-496 (M39029/892222C3)	22	22D	S	YEL	WHT	BLU	/2-01 (7-01)	/2-06 (7-06)	- (-)	/14-01 (8-01)	/14-01 (8-02)	/30-08 (/30-28)
			M39029/89-497 (M39029/892222C4)	22	22D	S	YEL	WHT	VIO	/2-01 (7-01)	/2-06 (7-06)	- (-)	/14-01 (8-01)	/14-01 (8-02)	/30-08 (/30-28)
			M39029/89-498 (M39029/892020C1)	20	20	S	YEL	WHT	GRA	/1-01 (2-01) (7-01)	/1-04 (2-10) (7-08)	- (-) (-)	/14-02 (8-05)	/14-02 (8-06)	/30-11 (/30-31)
			M39029/89-499 (M39029/892020C2)	20	20	S	YEL	WHT	WHT	/1-01 (2-01) (7-01)	/1-04 (2-10) (7-08)	- (-) (-)	/14-02 (8-05)	/14-02 (8-06)	/30-11 (/30-31)
			M39029/89-500 (M39029/892020C3)	20	20	S	GRN	BLK	BLK	/1-01 (2-01) (7-01)	/1-04 (2-10) (7-08)	- (-) (-)	/14-02 (8-05)	/14-02 (8-06)	/30-11 (/30-31)
			M39029/89-501 (M39029/892020C4)	20	20	S	GRN	BLK	BRN	/1-01 (2-01) (7-01)	/1-04 (2-10) (7-08)	- (-) (-)	/14-02 (8-05)	/14-02 (8-06)	/30-11 (/30-31)
			M39029/89-502 (M39029/891616C1)	16	16	S	GRN	BLK	RED	/1-01 (7-01)	/1-04 (7-04)	- (-)	/14-03 (8-07)	/14-03 (8-08)	/30-12 (/30-32)
			M39029/89-503 (M39029/891616C2)	16	16	S	GRN	BLK	ORN	/1-01 (7-01)	/1-04 (7-04)	- (-)	/14-03 (8-07)	/14-03 (8-08)	/30-12 (/30-32)
			M39029/89-504 (M39029/891616C3)	16	16	S	GRN	BLK	YEL	/1-01 (7-01)	/1-04 (7-04)	- (-)	/14-03 (8-07)	/14-03 (8-08)	/30-12 (/30-32)
			M39029/89-505 (M39029/891616C4)	16	16	S	GRN	BLK	GRN	/1-01 (7-01)	/1-04 (7-04)	- (-)	/14-03 (8-07)	/14-03 (8-08)	/30-12 (/30-32)
MIL-DTL-38999 (MIL-C-38999) SERIES III	M38999/20, /24, /26	SCOOP-PROOF COUPLING	M39029/56-348 (MS27490-22D) (MS27655-22D)	22	22D	S	ORN	YEL	GRA	/2-01 (7-01)	/2-07 (7-05)	- (-)	/14-01 (8-01)	/14-01 (8-02)	/30-08 (/30-28)
			M39029/56-349 (MS27490-22M)	22	22M	S	ORN	YEL	WHT	/2-01 (7-01)	/2-07 (7-05)	- (-)	/14-01 (8-01)	/14-01 (8-02)	/30-09 (/30-29)
			M39029/56-350 (MS27490-22)	22	22	S	ORN	GRN	BLK	/2-01 (7-01)	/2-07 (7-05)	- (-)	/8-03	/8-04	/30-10 (/30-30)
			M39029/56-351 (MS27490-20) (MS27655-20)	20	20	S	ORN	GRN	BRN	/1-01 (2-01) (7-01)	/1-04 (2-10) (7-08)	RED (-) (-)	/14-10 (8-05)	/14-10 (8-06)	/30-11 (/30-31)
			M39029/56-352 (MS27490-16) (MS27655-16)	16	16	S	ORN	GRN	RED	/1-01 (7-01)	/1-04 (7-04)	BLUE (-)	/14-03 (8-07)	/14-03 (8-08)	/30-12 (/30-32)
			M39029/56-353 (MS27490-12) (MS27655-12)	12	12	S	ORN	GRN	ORN	/1-01	/1-04	YELLOW	/14-04 (8-09)	/14-04 (8-10)	/30-13 (/30-33)
			M39029/56-527	10	10	S	GRN	RED	VIO	1716P [1/ (AL114 [1/])]	- (-)	- (-)	/14-05 (8-11)	/14-05 (8-12)	-

MIL-HDBK-1646

APPENDIX A

TABLE A-I. Connector, contact, tool information for power contacts - Continued.

CONNECTOR			CONTACT							CRIMP TOOL (22520/X)			INSTALL/REMOVAL TOOL (81969/X)		
SPECIFICATION (SUPERSEDED) SERIES	PART NUMBER (CANCELLED)	DESCRIPTION	PART NUMBER (SUPERSEDED)	SIZE		PIN OR SOCKET	BIN COLOR			TOOL (ALTERNATE)	POSITIONER / LOCATOR / DIE (ALTERNATE)	SETTING (ALTERNATE)	INSTALL (ALTERNATE)	WIRED REMOVAL (ALTERNATE)	UNWIRED REMOVAL [6] (TIP REPLACE)
				MATING END	WIRE BARREL		1ST (WIDE)	2ND	3RD						
MIL-DTL-38999 (MIL-C-38999) SERIES III	M38999/20, /24, /26	SCOOP-PROOF COUPLING	M39029/58-360 (M24308/13-1) (MS27493-22D) (MS27494-22D)	22	22D	P	ORN	BLU	BLK	/2-01 (/7-01)	/2-09 (/7-07)	— (—)	/14-01 (/8-01) (/8-301)	/14-01 (/8-02) (/8-302)	/30-08 (/30-28)
			M39029/58-361 (MS27493-22M) (MS27494-22M)	22	22M	P	ORN	BLU	BRN	/2-01 (/7-01)	/2-09 (/7-07)	— (—)	/14-01 (/8-01) (/8-301)	/14-01 (/8-02) (/8-302)	/30-09 (/30-29)
			M39029/58-362 (MS27492-22) (MS27493-22)	22	22	P	ORN	BLU	RED	/2-01 (/7-01)	/2-09 (/7-07)	— (—)	/8-03	/8-04	/30-10 (/30-30)
			M39029/58-363 (MS27492-20) (MS27493-20)	20	20	P	ORN	BLU	ORN	/1-01 (/2-01) (/7-01)	/1-04 (/2-10) (/7-08)	RED (—) (—)	/14-10 (/8-05) (/8-305)	/14-10 (/8-06) (/8-306)	/30-11 (/30-31)
			M39029/58-364 (MS27493-16) (MS27494-16)	16	16	P	ORN	BLU	YEL	/1-01 (/7-01)	/1-04 (/7-04)	BLUE (—)	/14-03 (/8-07) (/8-307)	/14-03 (/8-08) (/8-308)	/30-12 (/30-32)
			M39029/58-365 (MS27493-12) (MS27494-12)	12	12	P	ORN	BLU	GRN	/1-01	/1-04	YELLOW	/14-04 (/8-09) (/8-309)	/14-04 (/8-10) (/8-310)	/30-13 (/30-33)
			M39029/58-528	10	10	P	GRN	RED	GRA	/45-01	/45-01	—	/14-05 (/8-11) (/8-311)	/14-05 (/8-12) (/8-312)	—
			M39029/71-390 (M39029/71-1)	22	—	P	ORN	WHT	BLK	—	—	—	/1-04 (/8-01)	/1-04 (/8-02)	—
			M39029/71-391 (M39029/71-2)	22	—	P	ORN	WHT	BRN	—	—	—	/1-04 (/8-01)	/1-04 (/8-02)	—
			M39029/71-392 (M39029/71-3)	22	—	P	ORN	WHT	RED	—	—	—	/1-04 (/8-01)	/1-04 (/8-02)	—
			M39029/72-393 (M39029/72-1)	22	—	S	ORN	WHT	ORN	—	—	—	/1-04 (/8-01)	/1-04 (/8-02)	—
			M39029/72-394 (M39029/72-2)	22	—	S	ORN	WHT	YEL	—	—	—	/1-04 (/8-01)	/1-04 (/8-02)	—
			M39029/72-395 (M39029/72-3)	22	—	S	ORN	WHT	GRN	—	—	—	/1-04 (/8-01)	/1-04 (/8-02)	—
			M39029/72-524	22	—	S	GRN	RED	YEL	—	—	—	/1-04 (/8-01)	/1-04 (/8-02)	—
			M39029/72-525	22	—	S	GRN	RED	GRN	—	—	—	/1-04 (/8-01)	/1-04 (/8-02)	—
			M39029/72-526	22	—	S	GRN	RED	BLU	—	—	—	/1-04 (/8-01)	/1-04 (/8-02)	—
			M39029/87-470 (M39029/87222C1)	22	22D	P	YEL	VIO	BLK	/2-01 (/7-01)	/2-09 (/7-07)	— (—)	/14-01 (/8-01)	/14-01 (/8-02)	/30-08 (/30-28)
			M39029/87-471 (M39029/87222C2)	22	22D	P	YEL	VIO	BRN	/2-01 (/7-01)	/2-09 (/7-07)	— (—)	/14-01 (/8-01)	/14-01 (/8-02)	/30-08 (/30-28)
			M39029/87-472 (M39029/87222C3)	22	22D	P	YEL	VIO	RED	/2-01 (/7-01)	/2-09 (/7-07)	— (—)	/14-01 (/8-01)	/14-01 (/8-02)	/30-08 (/30-28)
			M39029/87-473 (M39029/87222C4)	22	22D	P	YEL	VIO	ORN	/2-01 (/7-01)	/2-09 (/7-07)	— (—)	/14-01 (/8-01)	/14-01 (/8-02)	/30-08 (/30-28)
			M39029/87-474 (M39029/872020C1)	20	20	P	YEL	VIO	YEL	/1-01 (/2-01) (/7-01)	/1-04 (/2-10) (/7-08)	— (—) (—)	/14-02 (/8-05)	/14-02 (/8-06)	/30-11 (/30-31)
			M39029/87-475 (M39029/872020C2)	20	20	P	YEL	VIO	GRN	/1-01 (/2-01) (/7-01)	/1-04 (/2-10) (/7-08)	— (—) (—)	/14-02 (/8-05)	/14-02 (/8-06)	/30-11 (/30-31)
			M39029/87-476 (M39029/872020C3)	20	20	P	YEL	VIO	BLU	/1-01 (/2-01) (/7-01)	/1-04 (/2-10) (/7-08)	— (—) (—)	/14-02 (/8-05)	/14-02 (/8-06)	/30-11 (/30-31)
			M39029/87-477 (M39029/872020C4)	20	20	P	YEL	VIO	VIO	/1-01 (/2-01) (/7-01)	/1-04 (/2-10) (/7-08)	— (—) (—)	/14-02 (/8-05)	/14-02 (/8-06)	/30-11 (/30-31)
			M39029/87-478 (M39029/871616C1)	16	16	P	YEL	VIO	GRA	/1-01 (/7-01)	/1-04 (/7-04)	— (—)	/14-03 (/8-07)	/14-03 (/8-08)	/30-12 (/30-32)

MIL-HDBK-1646

APPENDIX A

TABLE A-I. Connector, contact, tool information for power contacts - Continued.

CONNECTOR			CONTACT							CRIMP TOOL (22520/X)			INSTALL/REMOVAL TOOL (81969/X)		
SPECIFICATION (SUPERSEDED) SERIES	PART NUMBER (CANCELLED)	DESCRIPTION	PART NUMBER (SUPERSEDED)	SIZE		PIN OR SOCKET	BIN COLOR			TOOL (ALTERNATE)	POSITIONER / LOCATOR / DIE (ALTERNATE)	SETTING (ALTERNATE)	INSTALL (ALTERNATE)	WIRED REMOVAL (ALTERNATE)	UNWIRED REMOVAL [6] (TIP REPLACE)
				MATING END	WIRE BARREL		1ST (WIDE)	2ND	3RD						
MIL-DTL-38999 (MIL-C-38999) SERIES III	M38999/20, /24, /26	SCOOP-PROOF COUPLING	M39029/87-479 (M39029/871616C2)	16	16	P	YEL	VIO	WHT	/1-01 (/7-01)	/1-04 (/7-04)	— (—)	/14-03 (/8-07)	/14-03 (/8-08)	/30-12 (/30-32)
			M39029/87-480 (M39029/871616C3)	16	16	P	YEL	GRA	BLK	/1-01 (/7-01)	/1-04 (/7-04)	— (—)	/14-03 (/8-07)	/14-03 (/8-08)	/30-12 (/30-32)
			M39029/87-481 (M39029/871616C4)	16	16	P	YEL	GRA	BRN	/1-01 (/7-01)	/1-04 (/7-04)	— (—)	/14-03 (/8-07)	/14-03 (/8-08)	/30-12 (/30-32)
			M39029/88-482 (M39029/882222C1)	22	22D	S	YEL	GRA	RED	/2-01 (/7-01)	/2-07 (/7-05)	— (—)	/14-01 (/8-01)	/14-01 (/8-02)	/30-08 (/30-28)
			M39029/88-483 (M39029/882222C2)	22	22D	S	YEL	GRA	ORN	/2-01 (/7-01)	/2-07 (/7-05)	— (—)	/14-01 (/8-01)	/14-01 (/8-02)	/30-08 (/30-28)
			M39029/88-484 (M39029/882222C3)	22	22D	S	YEL	GRA	YEL	/2-01 (/7-01)	/2-07 (/7-05)	— (—)	/14-01 (/8-01)	/14-01 (/8-02)	/30-08 (/30-28)
			M39029/88-485 (M39029/882222C4)	22	22D	S	YEL	GRA	GRN	/2-01 (/7-01)	/2-07 (/7-05)	— (—)	/14-01 (/8-01)	/14-01 (/8-02)	/30-08 (/30-28)
			M39029/88-486 (M39029/882020C1)	20	20	S	YEL	GRA	BLU	/1-01 (/2-01) (/7-01)	/1-04 (/2-10) (/7-08)	— (—) (—)	/14-02 (/8-05)	/14-02 (/8-06)	/30-11 (/30-31)
			M39029/88-487 (M39029/882020C2)	20	20	S	YEL	GRA	VIO	/1-01 (/2-01) (/7-01)	/1-04 (/2-10) (/7-08)	— (—) (—)	/14-02 (/8-05)	/14-02 (/8-06)	/30-11 (/30-31)
			M39029/88-488 (M39029/882020C3)	20	20	S	YEL	GRA	GRA	/1-01 (/2-01) (/7-01)	/1-04 (/2-10) (/7-08)	— (—) (—)	/14-02 (/8-05)	/14-02 (/8-06)	/30-11 (/30-31)
			M39029/88-489 (M39029/882020C4)	20	20	S	YEL	GRA	WHT	/1-01 (/2-01) (/7-01)	/1-04 (/2-10) (/7-08)	— (—) (—)	/14-02 (/8-05)	/14-02 (/8-06)	/30-11 (/30-31)
			M39029/88-490 (M39029/881616C1)	16	16	S	YEL	WHT	BLK	/1-01 (/7-01)	/1-04 (/7-04)	— (—)	/14-03 (/8-07)	/14-03 (/8-08)	/30-12 (/30-32)
			M39029/88-491 (M39029/881616C2)	16	16	S	YEL	WHT	BRN	/1-01 (/7-01)	/1-04 (/7-04)	— (—)	/14-03 (/8-07)	/14-03 (/8-08)	/30-12 (/30-32)
			M39029/88-492 (M39029/881616C3)	16	16	S	YEL	WHT	RED	/1-01 (/7-01)	/1-04 (/7-04)	— (—)	/14-03 (/8-07)	/14-03 (/8-08)	/30-12 (/30-32)
			M39029/88-493 (M39029/881616C4)	16	16	S	YEL	WHT	ORN	/1-01 (/7-01)	/1-04 (/7-04)	— (—)	/14-03 (/8-07)	/14-03 (/8-08)	/30-12 (/30-32)
			M39029/106-614	22	22D	S	BLU	BRN	YEL	/2-01 (/7-01)	/2-07 (/7-05)	— (—)	/14-01 (/8-01)	/14-01 (/8-02)	/30-08 (/30-28)
			M39029/106-615	20	20	S	BLU	BRN	GRN	/1-01 (/2-01) (/7-01)	/1-04 (/2-10) (/7-08)	RED (—) (—)	/14-10 (/8-05)	/14-10 (/8-06)	/30-11 (/30-31)
			M39029/106-616	16	16	S	BLU	BRN	BLU	/1-01 (/7-01)	/1-04 (/7-04)	BLUE (—)	/14-03 (/8-07)	/14-03 (/8-08)	/30-12 (/30-32)
			M39029/106-617	12	12	S	BLU	BRN	VIO	/1-01	/1-04	YELLOW	/14-04 (/8-09)	/14-04 (/8-10)	/30-13 (/30-33)
			M39029/106-618	10	10	S	BLU	BRN	GRA	/45-01	—	—	/14-05 (/8-11)	/14-05 (/8-12)	—
			M39029/107-620	22	22D	P	BLU	RED	BLK	/2-01 (/7-01)	/2-09 (/7-07)	— (—)	/14-01 (/8-01)	/14-01 (/8-02)	/30-08 (/30-28)
			M39029/107-621	20	20	P	BLU	RED	BRN	/1-01 (/2-01) (/7-01)	/1-04 (/2-10) (/7-08)	RED (—) (—)	/14-10 (/8-05)	/14-10 (/8-06)	/30-11 (/30-31)
			M39029/107-622	16	16	P	BLU	RED	RED	/1-01 (/7-01)	/1-04 (/7-04)	BLUE (—)	/14-03 (/8-07)	/14-03 (/8-08)	/30-12 (/30-32)
			M39029/107-623	12	12	P	BLU	RED	ORN	/1-01	/1-04	YELLOW	/14-04 (/8-09)	/14-04 (/8-10)	/30-13 (/30-33)
			M39029/107-624	10	10	P	BLU	RED	YEL	1716P-1 [1/J] (AL114 [1/J])	1716P-1 [1/J] (650087 [1/J])	— (—)	/14-05 (/8-11)	/14-05 (/8-12)	—
			M39029/121-662	23	26	S	BLU	BLU	RED	/2-01	/2-16	—	/1-05 (/8-15) (/8-315)	/1-05 (/8-16) (/8-316)	DRK276-23 [1/J]
			M39029/121-663	23	22	S	BLU	BLU	ORN	/2-01	/2-16	—	/1-05 (/8-15) (/8-315)	/1-05 (/8-16) (/8-316)	DRK276-23 [1/J]

MIL-HDBK-1646

APPENDIX A

TABLE A-I. Connector, contact, tool information for power contacts - Continued.

CONNECTOR			CONTACT							CRIMP TOOL (22520/X)			INSTALL/REMOVAL TOOL (81969/X)		
SPECIFICATION (SUPERSEDED) SERIES	PART NUMBER (CANCELLED)	DESCRIPTION	PART NUMBER (SUPERSEDED)	SIZE		PIN OR SOCKET	BIN COLOR			TOOL (ALTERNATE)	POSITIONER / LOCATOR / DIE (ALTERNATE)	SETTING (ALTERNATE)	INSTALL (ALTERNATE)	WIRED REMOVAL (ALTERNATE)	UNWIRED REMOVAL [6/ (TIP REPLACE)
				MATING END	WIRE BARREL		1ST (WIDE)	2ND	3RD						
MIL-DTL-38999 (MIL-C-38999) SERIES III	M38999/20, /24, /26	SCOOP-PROOF COUPLING	M39029/121-664	22	22D	S	BLU	BLU	YEL	/2-01 (/7-01)	/2-07 (/7-05)	— (—)	/14-01 (/8-01) (/8-301)	/14-01 (/8-02) (/8-302)	/30-08 (/30-28)
			M39029/121-665	20	20	S	BLU	BLU	GRN	/1-01 (/2-01) (/7-01)	/1-04 (/2-10) (/7-08)	RED (—) (—)	/14-10 (/8-05) (/8-305)	/14-10 (/8-06) (/8-306)	/30-11 (/30-31)
			M39029/121-666	16	16	S	BLU	BLU	BLU	/1-01 (/7-01)	/1-04 (/7-04)	BLUE (—)	/14-03 (/8-07) (/8-307)	/14-03 (/8-08) (/8-308)	/30-12 (/30-32)
			M39029/121-667	12	12	S	BLU	BLU	VIO	/1-01	/1-04	YELLOW	/14-04 (/8-09) (/8-309)	/14-04 (/8-10) (/8-310)	/30-13 (/30-33)
			M39029/121-668	10	10	S	BLU	BLU	GRA	/45-01	—	—	/14-05 (/8-11) (/8-311)	/14-05 (/8-12) (/8-312)	—
			M39029/122-669	23	26	P	BLU	BLU	WHT	/2-01	/2-16	—	/1-05 (/8-15) (/8-315)	/1-05 (/8-16) (/8-316)	DRK276-23 [1/]
			M39029/122-670	23	22	P	BLU	VIO	BLK	/2-01	/2-16	—	/1-05 (/8-15) (/8-315)	/1-05 (/8-16) (/8-316)	DRK276-23 [1/]
			M39029/122-671	22	22D	P	BLU	VIO	BRN	/2-01 (/7-01)	/2-09 (/7-07)	— (—)	/14-01 (/8-01) (/8-301)	/14-01 (/8-02) (/8-302)	/30-08 (/30-28)
			M39029/122-672	20	20	P	BLU	VIO	RED	/1-01 (/2-01) (/7-01)	/1-04 (/2-10) (/7-08)	RED (—) (—)	/14-10 (/8-05) (/8-305)	/14-10 (/8-06) (/8-306)	/30-11 (/30-31)
			M39029/122-673	16	16	P	BLU	VIO	ORN	/1-01 (/7-01)	/1-04 (/7-04)	BLUE (—)	/14-03 (/8-07) (/8-307)	/14-03 (/8-08) (/8-308)	/30-12 (/30-32)
			M39029/122-674	12	12	P	BLU	VIO	YEL	/1-01	/1-04	YELLOW	/14-04 (/8-09) (/8-309)	/14-04 (/8-10) (/8-310)	/30-13 (/30-33)
			M39029/122-675	10	10	P	BLU	VIO	GRN	/45-01	—	—	/14-05 (/8-11) (/8-311)	/14-05 (/8-12) (/8-312)	—
MIL-DTL-38999 (MIL-C-38999) SERIES IV	M38999/40, /42, /44, /46, /47, /49	SCOOP-PROOF BREECH COUPLING	M39029/56-348 (MS27490-22D) (MS27655-22D)	22	22D	S	ORN	YEL	GRA	/2-01 (/7-01)	/2-07 (/7-05)	— (—)	/14-01 (/8-01)	/14-01 (/8-02)	/30-08 (/30-28)
			M39029/56-349 (MS27490-22M)	22	22M	S	ORN	YEL	WHT	/2-01 (/7-01)	/2-07 (/7-05)	— (—)	/14-01 (/8-01)	/14-01 (/8-02)	/30-09 (/30-29)
			M39029/56-350 (MS27490-22)	22	22	S	ORN	GRN	BLK	/2-01 (/7-01)	/2-07 (/7-05)	— (—)	/8-03	/8-04	/30-10 (/30-30)
			M39029/56-351 (MS27490-20) (MS27655-20)	20	20	S	ORN	GRN	BRN	/1-01 (/2-01) (/7-01)	/1-04 (/2-10) (/7-08)	RED (—) (—)	/14-10 (/8-05)	/14-10 (/8-06)	/30-11 (/30-31)
			M39029/56-352 (MS27490-16) (MS27655-16)	16	16	S	ORN	GRN	RED	/1-01 (/7-01)	/1-04 (/7-04)	BLUE (—)	/14-03 (/8-07)	/14-03 (/8-08)	/30-12 (/30-32)
			M39029/56-353 (MS27490-12) (MS27655-12)	12	12	S	ORN	GRN	ORN	/1-01	/1-04	YELLOW	/14-04 (/8-09)	/14-04 (/8-10)	/30-13 (/30-33)
			M39029/56-527	10	10	S	GRN	RED	VIO	1716P [1/] (AL1114 [1/])	— (—)	— (—)	/14-05 (/8-11)	/14-05 (/8-12)	—
			M39029/58-360 (M24308/13-1) (MS27493-22D) (MS27494-22D)	22	22D	P	ORN	BLU	BLK	/2-01 (/7-01)	/2-09 (/7-07)	— (—)	/14-01 (/8-01) (/8-301)	/14-01 (/8-02) (/8-302)	/30-08 (/30-28)
			M39029/58-361 (MS27493-22M) (MS27494-22M)	22	22M	P	ORN	BLU	BRN	/2-01 (/7-01)	/2-09 (/7-07)	— (—)	/14-01 (/8-01) (/8-301)	/14-01 (/8-02) (/8-302)	/30-09 (/30-29)

MIL-HDBK-1646

APPENDIX A

TABLE A-I. Connector, contact, tool information for power contacts - Continued.

CONNECTOR			CONTACT							CRIMP TOOL (22520/X)			INSTALL/REMOVAL TOOL (81969/X)		
SPECIFICATION (SUPERSEDED) SERIES	PART NUMBER (CANCELLED)	DESCRIPTION	PART NUMBER (SUPERSEDED)	SIZE		PIN OR SOCKET	BIN COLOR			TOOL (ALTERNATE)	POSITIONER / LOCATOR / DIE (ALTERNATE)	SETTING (ALTERNATE)	INSTALL (ALTERNATE)	WIRED REMOVAL (ALTERNATE)	UNWIRED REMOVAL [6] (TIP REPLACE)
				MATING END	WIRE BARREL		1ST (WIDE)	2ND	3RD						
MIL-DTL-38999 (MIL-C-38999) SERIES IV	M38999/40, /42, /44, /46, /47, /49	SCOOP-PROOF BREECH COUPLING	M39029/58-362 (MS27492-22) (MS27493-22)	22	22	P	ORN	BLU	RED	/2-01 (/7-01)	/2-09 (/7-07)	— (—)	/8-03	/8-04	/30-10 (/30-30)
			M39029/58-363 (MS27492-20) (MS27493-20)	20	20	P	ORN	BLU	ORN	/1-01 (/2-01) (/7-01)	/1-04 (/2-10) (/7-08)	RED (—) (—)	/14-10 (/8-05) (/8-305)	/14-10 (/8-06) (/8-306)	/30-11 (/30-31)
			M39029/58-364 (MS27493-16) (MS27494-16)	16	16	P	ORN	BLU	YEL	/1-01 (/7-01)	/1-04 (/7-04)	BLUE (—)	/14-03 (/8-07) (/8-307)	/14-03 (/8-08) (/8-308)	/30-12 (/30-32)
			M39029/58-365 (MS27493-12) (MS27494-12)	12	12	P	ORN	BLU	GRN	/1-01	/1-04	YELLOW	/14-04 (/8-09) (/8-309)	/14-04 (/8-10) (/8-310)	/30-13 (/30-33)
			M39029/58-528	10	10	P	GRN	RED	GRA	/45-01	/45-01	—	/14-05 (/8-11) (/8-311)	/14-05 (/8-12) (/8-312)	—
			M39029/71-390 (M39029/71-1)	22	—	P	ORN	WHT	BLK	—	—	—	/1-04 (/8-01)	/1-04 (/8-02)	—
			M39029/71-391 (M39029/71-2)	22	—	P	ORN	WHT	BRN	—	—	—	/1-04 (/8-01)	/1-04 (/8-02)	—
			M39029/71-392 (M39029/71-3)	22	—	P	ORN	WHT	RED	—	—	—	/1-04 (/8-01)	/1-04 (/8-02)	—
			M39029/72-393 (M39029/72-1)	22	—	S	ORN	WHT	ORN	—	—	—	/1-04 (/8-01)	/1-04 (/8-02)	—
			M39029/72-394 (M39029/72-2)	22	—	S	ORN	WHT	YEL	—	—	—	/1-04 (/8-01)	/1-04 (/8-02)	—
			M39029/72-395 (M39029/72-3)	22	—	S	ORN	WHT	GRN	—	—	—	/1-04 (/8-01)	/1-04 (/8-02)	—
			M39029/72-524	22	—	S	GRN	RED	YEL	—	—	—	/1-04 (/8-01)	/1-04 (/8-02)	—
			M39029/72-525	22	—	S	GRN	RED	GRN	—	—	—	/1-04 (/8-01)	/1-04 (/8-02)	—
			M39029/72-526	22	—	S	GRN	RED	BLU	—	—	—	/1-04 (/8-01)	/1-04 (/8-02)	—
			M39029/87-470 (M39029/87222C1)	22	22D	P	YEL	VIO	BLK	/2-01 (/7-01)	/2-09 (/7-07)	— (—)	/14-01 (/8-01)	/14-01 (/8-02)	/30-08 (/30-28)
			M39029/87-471 (M39029/87222C2)	22	22D	P	YEL	VIO	BRN	/2-01 (/7-01)	/2-09 (/7-07)	— (—)	/14-01 (/8-01)	/14-01 (/8-02)	/30-08 (/30-28)
			M39029/87-472 (M39029/87222C3)	22	22D	P	YEL	VIO	RED	/2-01 (/7-01)	/2-09 (/7-07)	— (—)	/14-01 (/8-01)	/14-01 (/8-02)	/30-08 (/30-28)
			M39029/87-473 (M39029/87222C4)	22	22D	P	YEL	VIO	ORN	/2-01 (/7-01)	/2-09 (/7-07)	— (—)	/14-01 (/8-01)	/14-01 (/8-02)	/30-08 (/30-28)
			M39029/87-474 (M39029/872020C1)	20	20	P	YEL	VIO	YEL	/1-01 (/2-01) (/7-01)	/1-04 (/2-10) (/7-08)	— (—) (—)	/14-02 (/8-05)	/14-02 (/8-06)	/30-11 (/30-31)
			M39029/87-475 (M39029/872020C2)	20	20	P	YEL	VIO	GRN	/1-01 (/2-01) (/7-01)	/1-04 (/2-10) (/7-08)	— (—) (—)	/14-02 (/8-05)	/14-02 (/8-06)	/30-11 (/30-31)
			M39029/87-476 (M39029/872020C3)	20	20	P	YEL	VIO	BLU	/1-01 (/2-01) (/7-01)	/1-04 (/2-10) (/7-08)	— (—) (—)	/14-02 (/8-05)	/14-02 (/8-06)	/30-11 (/30-31)
			M39029/87-477 (M39029/872020C4)	20	20	P	YEL	VIO	VIO	/1-01 (/2-01) (/7-01)	/1-04 (/2-10) (/7-08)	— (—) (—)	/14-02 (/8-05)	/14-02 (/8-06)	/30-11 (/30-31)
			M39029/87-478 (M39029/871616C1)	16	16	P	YEL	VIO	GRA	/1-01 (/7-01)	/1-04 (/7-04)	— (—)	/14-03 (/8-07)	/14-03 (/8-08)	/30-12 (/30-32)
			M39029/87-479 (M39029/871616C2)	16	16	P	YEL	VIO	WHT	/1-01 (/7-01)	/1-04 (/7-04)	— (—)	/14-03 (/8-07)	/14-03 (/8-08)	/30-12 (/30-32)
			M39029/87-480 (M39029/871616C3)	16	16	P	YEL	GRA	BLK	/1-01 (/7-01)	/1-04 (/7-04)	— (—)	/14-03 (/8-07)	/14-03 (/8-08)	/30-12 (/30-32)
			M39029/87-481 (M39029/871616C4)	16	16	P	YEL	GRA	BRN	/1-01 (/7-01)	/1-04 (/7-04)	— (—)	/14-03 (/8-07)	/14-03 (/8-08)	/30-12 (/30-32)
			M39029/88-482 (M39029/87222C1)	22	22D	S	YEL	GRA	RED	/2-01 (/7-01)	/2-07 (/7-05)	— (—)	/14-01 (/8-01)	/14-01 (/8-02)	/30-08 (/30-28)

MIL-HDBK-1646

APPENDIX A

TABLE A-I. Connector, contact, tool information for power contacts - Continued.

CONNECTOR			CONTACT							CRIMP TOOL (22520/X)			INSTALL/REMOVAL TOOL (81969/X)		
SPECIFICATION (SUPERSEDED) SERIES	PART NUMBER (CANCELLED)	DESCRIPTION	PART NUMBER (SUPERSEDED)	SIZE		PIN OR SOCKET	BIN COLOR			TOOL (ALTERNATE)	POSITIONER / LOCATOR / DIE (ALTERNATE)	SETTING (ALTERNATE)	INSTALL (ALTERNATE)	WIRED REMOVAL (ALTERNATE)	UNWIRED REMOVAL [6/ (TIP REPLACE)
				MATING END	WIRE BARREL		1ST (WIDE)	2ND	3RD						
MIL-DTL-38999 (MIL-C-38999) SERIES IV	M38999/40, /42, /44, /46, /47, /49	SCOOP-PROOF BREECH COUPLING	M39029/88-483 (M39029/88222C2)	22	22D	S	YEL	GRA	ORN	/2-01 (/7-01)	/2-07 (/7-05)	— (—)	/14-01 (/8-01)	/14-01 (/8-02)	/30-08 (/30-28)
			M39029/88-484 (M39029/88222C3)	22	22D	S	YEL	GRA	YEL	/2-01 (/7-01)	/2-07 (/7-05)	— (—)	/14-01 (/8-01)	/14-01 (/8-02)	/30-08 (/30-28)
			M39029/88-485 (M39029/88222C4)	22	22D	S	YEL	GRA	GRN	/2-01 (/7-01)	/2-07 (/7-05)	— (—)	/14-01 (/8-01)	/14-01 (/8-02)	/30-08 (/30-28)
			M39029/88-486 (M39029/882020C1)	20	20	S	YEL	GRA	BLU	/1-01 (/2-01) (/7-01)	/1-04 (/2-10) (/7-08)	— (—) (—)	/14-02 (/8-05)	/14-02 (/8-06)	/30-11 (/30-31)
			M39029/88-487 (M39029/882020C2)	20	20	S	YEL	GRA	VIO	/1-01 (/2-01) (/7-01)	/1-04 (/2-10) (/7-08)	— (—) (—)	/14-02 (/8-05)	/14-02 (/8-06)	/30-11 (/30-31)
			M39029/88-488 (M39029/882020C3)	20	20	S	YEL	GRA	GRA	/1-01 (/2-01) (/7-01)	/1-04 (/2-10) (/7-08)	— (—) (—)	/14-02 (/8-05)	/14-02 (/8-06)	/30-11 (/30-31)
			M39029/88-489 (M39029/882020C4)	20	20	S	YEL	GRA	WHT	/1-01 (/2-01) (/7-01)	/1-04 (/2-10) (/7-08)	— (—) (—)	/14-02 (/8-05)	/14-02 (/8-06)	/30-11 (/30-31)
			M39029/88-490 (M39029/881616C1)	16	16	S	YEL	WHT	BLK	/1-01 (/7-01)	/1-04 (/7-04)	— (—)	/14-03 (/8-07)	/14-03 (/8-08)	/30-12 (/30-32)
			M39029/88-491 (M39029/881616C2)	16	16	S	YEL	WHT	BRN	/1-01 (/7-01)	/1-04 (/7-04)	— (—)	/14-03 (/8-07)	/14-03 (/8-08)	/30-12 (/30-32)
			M39029/88-492 (M39029/881616C3)	16	16	S	YEL	WHT	RED	/1-01 (/7-01)	/1-04 (/7-04)	— (—)	/14-03 (/8-07)	/14-03 (/8-08)	/30-12 (/30-32)
			M39029/88-493 (M39029/881616C4)	16	16	S	YEL	WHT	ORN	/1-01 (/7-01)	/1-04 (/7-04)	— (—)	/14-03 (/8-07)	/14-03 (/8-08)	/30-12 (/30-32)
			M39029/106-614	22	22D	S	BLU	BRN	YEL	/2-01 (/7-01)	/2-07 (/7-05)	— (—)	/14-01 (/8-01)	/14-01 (/8-02)	/30-08 (/30-28)
			M39029/106-615	20	20	S	BLU	BRN	GRN	/1-01 (/2-01) (/7-01)	/1-04 (/2-10) (/7-08)	RED (—) (—)	/14-10 (/8-05)	/14-10 (/8-06)	/30-11 (/30-31)
			M39029/106-616	16	16	S	BLU	BRN	BLU	/1-01 (/7-01)	/1-04 (/7-04)	BLUE (—)	/14-03 (/8-07)	/14-03 (/8-08)	/30-12 (/30-32)
			M39029/106-617	12	12	S	BLU	BRN	VIO	/1-01	/1-04	YELLOW	/14-04 (/8-09)	/14-04 (/8-10)	/30-13 (/30-33)
			M39029/106-618	10	10	S	BLU	BRN	GRA	/45-01	—	—	/14-05 (/8-11)	/14-05 (/8-12)	—
			M39029/107-620	22	22D	P	BLU	RED	BLK	/2-01 (/7-01)	/2-09 (/7-07)	— (—)	/14-01 (/8-01)	/14-01 (/8-02)	/30-08 (/30-28)
			M39029/107-621	20	20	P	BLU	RED	BRN	/1-01 (/2-01) (/7-01)	/1-04 (/2-10) (/7-08)	RED (—) (—)	/14-10 (/8-05)	/14-10 (/8-06)	/30-11 (/30-31)
			M39029/107-622	16	16	P	BLU	RED	RED	/1-01 (/7-01)	/1-04 (/7-04)	BLUE (—)	/14-03 (/8-07)	/14-03 (/8-08)	/30-12 (/30-32)
			M39029/107-623	12	12	P	BLU	RED	ORN	/1-01	/1-04	YELLOW	/14-04 (/8-09)	/14-04 (/8-10)	/30-13 (/30-33)
			M39029/107-624	10	10	P	BLU	RED	YEL	1716P-1 [1/] (AL114 [1/])	1716P-1 [1/] (650087 [1/])	— (—)	/14-05 (/8-11)	/14-05 (/8-12)	—
SAE ASS0151 (MIL-C-5015) (MIL-DTL-5015) SERIES II	MS3400, MS3401, MS3402, MS3404, MS3406, MS3408, MS3409, MS3412	FRONT RELEASE, CRIMP CONTACT CONNECTORS	M39029/44-287 (MS90453-16-22)	16	22	P	RED	GRA	VIO	/1-01	/1-02	BLUE	/17-09	/19-01	—
			M39029/44-288 (MS90453-16-16)	16	16	P	RED	GRA	GRA	/1-01	/1-02	BLUE	/17-04	/19-01	—
			M39029/44-289 (MS90453-12-16)	12	16	P	RED	GRA	WHT	/1-01	/1-02	YELLOW	/17-04	/19-02	—
			M39029/44-290 (MS90453-12-12)	12	12	P	RED	WHT	BLK	/1-01	/1-02	YELLOW	/17-05	/19-02	—
			M39029/44-291 (MS90453-8-8)	8	8	P	RED	WHT	BRN	/23-01	/23-02 + /23-09	—	/17-06	/19-03	—
			M39029/44-292 (MS90453-4-4)	4	4	P	RED	WHT	RED	/23-01	/23-04 + /23-11	—	/17-07	/19-04	—
			M39029/44-293 (MS90453-0-0)	0	0	P	RED	WHT	ORN	/23-01	/23-05 + /23-13	—	/17-08	/19-05	—

MIL-HDBK-1646

APPENDIX A

TABLE A-I. Connector, contact, tool information for power contacts - Continued.

CONNECTOR			CONTACT							CRIMP TOOL (22520/X)			INSTALL/REMOVAL TOOL (81969/X)		
SPECIFICATION (SUPERSEDED) SERIES	PART NUMBER (CANCELLED)	DESCRIPTION	PART NUMBER (SUPERSEDED)	SIZE		PIN OR SOCKET	BIN COLOR			TOOL (ALTERNATE)	POSITIONER / LOCATOR / DIE (ALTERNATE)	SETTING (ALTERNATE)	INSTALL (ALTERNATE)	WIRED REMOVAL (ALTERNATE)	UNWIRED REMOVAL [6] (TIP REPLACE)
				MATING END	WIRE BARREL		1ST (WIDE)	2ND	3RD						
SAE AS50151 (MIL-C-5015) (MIL-DTL-5015) SERIES II	MS3400, MS3401, MS3402, MS3404, MS3406, MS3408, MS3409, MS3412	FRONT RELEASE, CRIMP CONTACT CONNECTORS	M39029/45-294 (MS90454-16-22)	16	22	S	RED	WHT	YEL	/1-01	/1-02	BLUE	/17-09	/19-01	--
			M39029/45-295 (MS90454-16-16)	16	16	S	RED	WHT	GRN	/1-01	/1-02	BLUE	/17-04	/19-01	--
			M39029/45-296 (MS90454-12-16)	12	16	S	RED	WHT	BLU	/1-01	/1-02	YELLOW	/17-04	/19-02	--
			M39029/45-297 (MS90454-12-12)	12	12	S	RED	WHT	VIO	/1-01	/1-02	YELLOW	/17-05	/19-02	--
			M39029/45-298 (MS90454-8-8)	8	8	S	RED	WHT	GRA	/23-01	/23-02 + /23-09	--	/17-06	/19-03	--
			M39029/45-299 (MS90454-4-4)	4	4	S	RED	WHT	WHT	/23-01	/23-04 + /23-11	--	/17-07	/19-04	--
			M39029/45-300 (MS90454-0-0)	0	0	S	ORN	BLK	BLK	/23-01	/23-05 + /23-13	--	/17-08	/19-05	--
SAE AS50151 (MIL-C-5015) (MIL-DTL-5015) SERIES III	MS3450, MS3451, MS3452, MS3454, MS3456	REAR RELEASE, CRIMP CONTACT CONNECTORS	M39029/29-212 (MS3162-16-16) (MS83723-29T16) (M39029/29-16-16)	16	16	P	RED	BRN	RED	/1-01 (/7-01)	/1-02 (/7-03)	BLUE (-)	/14-03	/14-03	/30-06 (/30-26)
			M39029/29-213 (MS3162-12-12) (MS83723-29T12) (M39029/29-12-12)	12	12	P	RED	BRN	ORN	/1-01	/1-02	YELLOW	/14-04	/14-04	/30-07 (/30-27)
			M39029/29-214 (MS3162-8-8) (MS83723-29T8) (M39029/29-8-8)	8	8	P	RED	BRN	YEL	/23-01	/23-02 + /23-09	--	--	/29-02	--
			M39029/29-215 (MS3162-4-4) (MS83723-29T4) (M39029/29-4-4)	4	4	P	RED	BRN	GRN	/23-01	/23-04 + /23-11	--	--	/29-03	--
			M39029/29-216 (MS3162-0-0) (MS83723-29T0) (M39029/29-0-0)	0	0	P	RED	BRN	BLU	/23-01	/23-05 + /23-13	--	--	/29-04	--
			M39029/30-217 (MS3163-16S-16) (MS83723-30T17) (M39029/30-16S-16)	16S	16	S	RED	BRN	VIO	/1-01 (/7-01)	/1-02 (/7-03)	BLUE (-)	/14-03	/14-03	/30-06 (/30-26)
			M39029/30-218 (MS3163-16-16) (MS83723-30T16) (M39029/30-16-16)	16	16	S	RED	BRN	GRA	/1-01 (/7-01)	/1-02 (/7-03)	BLUE (-)	/14-03	/14-03	/30-06 (/30-26)
			M39029/30-219 (MS3163-12-12) (MS83723-30T12) (M39029/30-12-12)	12	12	S	RED	BRN	WHT	/1-01	/1-02	YELLOW	/14-04	/14-04	/30-07 (/30-27)
			M39029/30-220 (MS3163-8-8) (MS83723-30T8) (M39029/30-8-8)	8	8	S	RED	RED	BLK	/23-01	/23-02 + /23-09	--	--	/29-02	--
			M39029/30-221 (MS3163-4-4) (MS83723-30T4) (M39029/30-4-4)	4	4	S	RED	RED	BRN	/23-01	/23-04 + /23-11	--	--	/29-03	--
			M39029/30-222 (MS3163-0-0) (MS83723-30T0) (M39029/30-0-0)	0	0	S	RED	RED	RED	/23-01	/23-05 + /23-13	--	--	/29-04	--
			M39029/85-454 (M39029/851616C1)	16	16	P	YEL	GRN	YEL	/1-01 (/7-01)	/1-02 (/7-03)	BLUE (-)	/14-03	/14-03	/30-06 (/30-26)
			M39029/85-455 (M39029/851616C2)	16	16	P	YEL	GRN	GRN	/1-01 (/7-01)	/1-02 (/7-03)	BLUE (-)	/14-03	/14-03	/30-06 (/30-26)

MIL-HDBK-1646

APPENDIX A

TABLE A-I. Connector, contact, tool information for power contacts - Continued.

CONNECTOR			CONTACT							CRIMP TOOL (22520/X)			INSTALL/REMOVAL TOOL (81969/X)		
SPECIFICATION (SUPERSEDED) SERIES	PART NUMBER (CANCELLED)	DESCRIPTION	PART NUMBER (SUPERSEDED)	SIZE		PIN OR SOCKET	BIN COLOR			TOOL (ALTERNATE)	POSITIONER / LOCATOR / DIE (ALTERNATE)	SETTING (ALTERNATE)	INSTALL (ALTERNATE)	WIRED REMOVAL (ALTERNATE)	UNWIRED REMOVAL [6] (TIP REPLACE)
				MATING END	WIRE BARREL		1ST (WIDE)	2ND	3RD						
SAE AS50151 (MIL-C-5015) (MIL-DTL-5015) SERIES III	MS3450, MS3451, MS3452, MS3454, MS3456	REAR RELEASE, CRIMP CONTACT CONNECTORS	M39029/85-456 (M39029/851616C3)	16	16	P	YEL	GRN	BLU	/1-01 (/7-01)	/1-02 (/7-03)	BLUE (-)	/14-03	/14-03	/30-06 (/30-26)
			M39029/85-457 (M39029/851616C4)	16	16	P	YEL	GRN	VIO	/1-01 (/7-01)	/1-02 (/7-03)	BLUE (-)	/14-03	/14-03	/30-06 (/30-26)
			M39029/85-458 (M39029/851212C1)	12	12	P	YEL	GRN	GRA	/1-01	/1-02	YELLOW	/14-04	/14-04	/30-07 (/30-27)
			M39029/85-459 (M39029/851212C2)	12	12	P	YEL	GRN	WHT	/1-01	/1-02	YELLOW	/14-04	/14-04	/30-07 (/30-27)
			M39029/85-460 (M39029/851212C3)	12	12	P	YEL	BLU	BLK	/1-01	/1-02	YELLOW	/14-04	/14-04	/30-07 (/30-27)
			M39029/85-461 (M39029/851212C4)	12	12	P	YEL	BLU	BRN	/1-01	/1-02	YELLOW	/14-04	/14-04	/30-07 (/30-27)
			M39029/86-462 (M39029/851616C1)	16	16	S	YEL	BLU	RED	/1-01 (/7-01)	/1-02 (/7-03)	BLUE (-)	/14-03 (/8-07)	/14-03 (/8-08)	/30-06 (/30-26)
			M39029/86-463 (M39029/851616C2)	16	16	S	YEL	BLU	ORN	/1-01 (/7-01)	/1-02 (/7-03)	BLUE (-)	/14-03 (/8-07)	/14-03 (/8-08)	/30-06 (/30-26)
			M39029/86-464 (M39029/851616C3)	16	16	S	YEL	BLU	YEL	/1-01 (/7-01)	/1-02 (/7-03)	BLUE (-)	/14-03 (/8-07)	/14-03 (/8-08)	/30-06 (/30-26)
			M39029/86-465 (M39029/851616C4)	16	16	S	YEL	BLU	GRN	/1-01 (/7-01)	/1-02 (/7-03)	BLUE (-)	/14-03 (/8-07)	/14-03 (/8-08)	/30-06 (/30-26)
			M39029/86-466 (M39029/851212C1)	12	12	S	YEL	BLU	BLU	/1-01	/1-02	YELLOW	/14-04 (/8-09)	/14-04 (/8-10)	/30-07 (/30-27)
			M39029/86-467 (M39029/851212C2)	12	12	S	YEL	BLU	VIO	/1-01	/1-02	YELLOW	/14-04 (/8-09)	/14-04 (/8-10)	/30-07 (/30-27)
			M39029/86-468 (M39029/851212C3)	12	12	S	YEL	BLU	GRA	/1-01	/1-02	YELLOW	/14-04 (/8-09)	/14-04 (/8-10)	/30-07 (/30-27)
			M39029/86-469 (M39029/851212C4)	12	12	S	YEL	BLU	WHT	/1-01	/1-02	YELLOW	/14-04 (/8-09)	/14-04 (/8-10)	/30-07 (/30-27)
			M39029/86-510	16S	16	S	GRN	BRN	BLK	/1-01 (/7-01)	/1-02 (/7-03)	BLUE (-)	/14-03 (/8-07)	/14-03 (/8-08)	/30-06 (/30-26)
			M39029/86-511	16S	16	S	GRN	BRN	BRN	/1-01 (/7-01)	/1-02 (/7-03)	BLUE (-)	/14-03 (/8-07)	/14-03 (/8-08)	/30-06 (/30-26)
			M39029/86-512	16S	16	S	GRN	BRN	RED	/1-01 (/7-01)	/1-02 (/7-03)	BLUE (-)	/14-03 (/8-07)	/14-03 (/8-08)	/30-06 (/30-26)
			M39029/86-513	16S	16	S	GRN	BRN	ORN	/1-01 (/7-01)	/1-02 (/7-03)	BLUE (-)	/14-03 (/8-07)	/14-03 (/8-08)	/30-06 (/30-26)
MIL-DTL-55302 (MIL-C-55302) /68	M55302/68	SOCKET POLARIZED	M39029/57-354 (M24308/12-1) (MS27491-22D) (MS27492-22D)	22	22D	S	ORN	GRN	YEL	/2-01 (/7-01)	/2-06 (/7-06)	- (-)	/14-01 (/8-01) (/8-301)	/14-01 (/8-02) (/8-302)	/30-08 (/30-28)
			M39029/57-357 (MS27491-20) (MS27492-20)	20	20	S	ORN	GRN	VIO	/1-01 (/7-01)	/1-04 (/2-10) (/7-08)	RED (-) (-)	/14-10 (/8-05) (/8-305)	/14-10 (/8-06) (/8-306)	/30-11 (/30-31)
			M39029/72-393 (M39029/72-1)	22	-	S	ORN	WHT	ORN	-	-	-	/1-04 (/8-01)	/1-04 (/8-02)	-
			M39029/72-394 (M39029/72-2)	22	-	S	ORN	WHT	YEL	-	-	-	/1-04 (/8-01)	/1-04 (/8-02)	-
			M39029/72-395 (M39029/72-3)	22	-	S	ORN	WHT	GRN	-	-	-	/1-04 (/8-01)	/1-04 (/8-02)	-
			M39029/72-524	22	-	S	GRN	RED	YEL	-	-	-	/1-04 (/8-01)	/1-04 (/8-02)	-
			M39029/72-525	22	-	S	GRN	RED	GRN	-	-	-	/1-04 (/8-01)	/1-04 (/8-02)	-
MIL-DTL-55302 (MIL-C-55302) /69	M55302/69	PIN PLUG POLARIZED	M39029/58-360 (M24308/13-1) (MS27493-22D) (MS27494-22D)	22	22D	P	ORN	BLU	BLK	/2-01 (/7-01)	/2-09 (/7-07)	- (-)	/14-01 (/8-01) (/8-301)	/14-01 (/8-02) (/8-302)	/30-08 (/30-28)
			M39029/58-363 (MS27492-20) (MS27493-20)	20	20	P	ORN	BLU	ORN	/1-01 (/2-01) (/7-01)	/1-04 (/2-10) (/7-08)	RED (-) (-)	/14-10 (/8-05) (/8-305)	/14-10 (/8-06) (/8-306)	/30-11 (/30-31)

MIL-HDBK-1646

APPENDIX A

TABLE A-I. Connector, contact, tool information for power contacts - Continued.

CONNECTOR			CONTACT							CRIMP TOOL (22520/X)			INSTALL/REMOVAL TOOL (81969/X)		
SPECIFICATION (SUPERSEDED) SERIES	PART NUMBER (CANCELLED)	DESCRIPTION	PART NUMBER (SUPERSEDED)	SIZE		PIN OR SOCKET	BIN COLOR			TOOL (ALTERNATE)	POSITIONER / LOCATOR / DIE (ALTERNATE)	SETTING (ALTERNATE)	INSTALL (ALTERNATE)	WIRED REMOVAL (ALTERNATE)	UNWIRED REMOVAL [6] (TIP REPLACE)
				MATING END	WIRE BARREL		1ST (WIDE)	2ND	3RD						
MIL-DTL-55302 (MIL-C-55302) /69	M55302/69	PIN PLUG POLARIZED	M39029/71-390 (M39029/71-1)	22	—	P	ORN	WHT	BLK	—	—	—	/1-04 (/8-01)	/1-04 (/8-02)	—
			M39029/71-391 (M39029/71-2)	22	—	P	ORN	WHT	BRN	—	—	—	/1-04 (/8-01)	/1-04 (/8-02)	—
			M39029/71-392 (M39029/71-3)	22	—	P	ORN	WHT	RED	—	—	—	/1-04 (/8-01)	/1-04 (/8-02)	—
MIL-DTL-55302 (MIL-C-55302) /71	M55302/71	SOCKET POLARIZED COMPOSITE	M39029/57-354 (M24308/12-1) (MS27491-22D) (MS27492-22D)	22	22D	S	ORN	GRN	YEL	/2-01 (/7-01)	/2-06 (/7-06)	— (—)	/14-01 (/8-01) (/8-301)	/14-01 (/8-02) (/8-302)	/30-08 (/30-28)
			M39029/57-357 (MS27491-20) (MS27492-20)	20	20	S	ORN	GRN	VIO	/1-01 (/2-01) (/7-01)	/1-04 (/2-10) (/7-08)	RED (—) (—)	/14-10 (/8-05) (/8-305)	/14-10 (/8-06) (/8-306)	/30-11 (/30-31)
			M39029/72-393 (M39029/72-1)	22	—	S	ORN	WHT	ORN	—	—	—	/1-04 (/8-01)	/1-04 (/8-02)	—
			M39029/72-394 (M39029/72-2)	22	—	S	ORN	WHT	YEL	—	—	—	/1-04 (/8-01)	/1-04 (/8-02)	—
			M39029/72-395 (M39029/72-3)	22	—	S	ORN	WHT	GRN	—	—	—	/1-04 (/8-01)	/1-04 (/8-02)	—
			M39029/72-524	22	—	S	GRN	RED	YEL	—	—	—	/1-04 (/8-01)	/1-04 (/8-02)	—
			M39029/72-525	22	—	S	GRN	RED	GRN	—	—	—	/1-04 (/8-01)	/1-04 (/8-02)	—
			M39029/72-526	22	—	S	GRN	RED	BLU	—	—	—	/1-04 (/8-01)	/1-04 (/8-02)	—
			M39029/72-526	22	—	S	GRN	RED	BLU	—	—	—	/1-04 (/8-01)	/1-04 (/8-02)	—
MIL-DTL-55302 (MIL-C-55302) /72	M55302/72	SOCKET POLARIZED	M39029/57-354 (M24308/12-1) (MS27491-22D) (MS27492-22D)	22	22D	S	ORN	GRN	YEL	/2-01 (/7-01)	/2-06 (/7-06)	— (—)	/14-01 (/8-01) (/8-301)	/14-01 (/8-02) (/8-302)	/30-08 (/30-28)
			M39029/57-357 (MS27491-20) (MS27492-20)	20	20	S	ORN	GRN	VIO	/1-01 (/2-01) (/7-01)	/1-04 (/2-10) (/7-08)	RED (—) (—)	/14-10 (/8-05) (/8-305)	/14-10 (/8-06) (/8-306)	/30-11 (/30-31)
MIL-DTL-55302 (MIL-C-55302) /75	M55302/75	SOCKET POLARIZED	M39029/57-354 (M24308/12-1) (MS27491-22D) (MS27492-22D)	22	22D	S	ORN	GRN	YEL	/2-01 (/7-01)	/2-06 (/7-06)	— (—)	/14-01 (/8-01) (/8-301)	/14-01 (/8-02) (/8-302)	/30-08 (/30-28)
			M39029/57-357 (MS27491-20) (MS27492-20)	20	20	S	ORN	GRN	VIO	/1-01 (/2-01) (/7-01)	/1-04 (/2-10) (/7-08)	RED (—) (—)	/14-10 (/8-05) (/8-305)	/14-10 (/8-06) (/8-306)	/30-11 (/30-31)
			M39029/72-393 (M39029/72-1)	22	—	S	ORN	WHT	ORN	—	—	—	/1-04 (/8-01)	/1-04 (/8-02)	—
			M39029/72-394 (M39029/72-2)	22	—	S	ORN	WHT	YEL	—	—	—	/1-04 (/8-01)	/1-04 (/8-02)	—
			M39029/72-395 (M39029/72-3)	22	—	S	ORN	WHT	GRN	—	—	—	/1-04 (/8-01)	/1-04 (/8-02)	—
			M39029/72-524	22	—	S	GRN	RED	YEL	—	—	—	/1-04 (/8-01)	/1-04 (/8-02)	—
			M39029/72-525	22	—	S	GRN	RED	GRN	—	—	—	/1-04 (/8-01)	/1-04 (/8-02)	—
			M39029/72-526	22	—	S	GRN	RED	BLU	—	—	—	/1-04 (/8-01)	/1-04 (/8-02)	—
SAE AS81511 (MIL-C-81511) SERIES 1	M81511/21, /23, /25, /26 (/35 to /38)	LONG SHELL, GANG CONTACT RELEASE	M39029/33-264 (M39029/33-263) (MS3343A23-22) (MS3343B23-22)	23	22	S	RED	BLU	YEL	/2-01	/2-03	—	/2-02	/3-01	/30-01 (/30-21)
			M39029/33-266 (M39029/33-265) (MS3343A20-20) (MS3343B20-20)	20	20	S	RED	BLU	BLU	/1-01 (/7-01)	/1-08 (/7-09)	RED (—)	/2-02	/3-02	/30-02 (/30-22)

MIL-HDBK-1646

APPENDIX A

TABLE A-I. Connector, contact, tool information for power contacts - Continued.

CONNECTOR			CONTACT							CRIMP TOOL (22520/X)			INSTALL/REMOVAL TOOL (81969/X)		
SPECIFICATION (SUPERSEDED) SERIES	PART NUMBER (CANCELLED)	DESCRIPTION	PART NUMBER (SUPERSEDED)	SIZE		PIN OR SOCKET	BIN COLOR			TOOL (ALTERNATE)	POSITIONER / LOCATOR / DIE (ALTERNATE)	SETTING (ALTERNATE)	INSTALL (ALTERNATE)	WIRED REMOVAL (ALTERNATE)	UNWIRED REMOVAL [6/ (TIP REPLACE)
				MATING END	WIRE BARREL		1ST (WIDE)	2ND	3RD						
SAE AS81511 (MIL-C-81511) SERIES 1	M81511/21, /23, /25, /26 (/35 to /38)	LONG SHELL, GANG CONTACT RELEASE	M39029/33-268 (M39029/33-267) (MS3343A16-16) (MS3343B16-16)	16	16	S	RED	BLU	GRA	/1-01 (/7-01)	/1-08 (/7-10)	BLUE (-)	/2-03	/3-03	/30-03 (/30-23)
			M39029/33-270 (M39029/33-269) (MS3343A12-12) (MS3343B12-12)	12	12	S	RED	VIO	BLK	/1-01	/1-08	YELLOW	/2-04	/3-04	/30-04 (/30-24)
			M39029/47-314 (M39029/47-313) (MS90461A23-22) (MS90461B23-22)	23	22	P	ORN	BRN	YEL	/2-01	/2-03	-	/2-01	/3-05	/30-01 (/30-21)
			M39029/47-316 (M39029/47-315) (MS90461A-20-20) (MS90461B-20-20)	20	20	P	ORN	BRN	BLU	/1-01 (/7-01)	/1-08 (/7-09)	RED (-)	/2-02	/3-06	/30-02 (/30-22)
			M39029/47-337 (M39029/47-336) (MS90461A16-16) (MS90461B16-16)	16	16	P	ORN	ORN	VIO	/1-01 (/7-01)	/1-08 (/7-10)	BLUE (-)	/2-03	/3-07	/30-03 (/30-23)
			M39029/47-339 (M39029/47-338) (MS90461A12-12) (MS90461B12-12)	12	12	P	ORN	ORN	WHT	/1-01	/1-08	YELLOW	/2-04	/3-08	/30-04 (/30-24)
SAE AS81511 (MIL-C-81511) SERIES 2	M81511/1, /3, /5, /6	SHORT SHELL, GANG CONTACT RELEASE	M39029/46-304 (M39029/46-303) (MS90460A23-22) (MS90460B23-22)	23	22	S	ORN	BLK	YEL	/2-01	/2-03	-	/2-01	/3-01	/30-01 (/30-21)
			M39029/46-306 (M39029/46-305) (MS90460A20-20) (MS90460B20-20)	20	20	S	ORN	BLK	BLU	/1-01 (/7-01)	/1-08 (/7-09)	RED (-)	/2-02	/3-02	/30-02 (/30-22)
			M39029/46-308 (M39029/46-307) (MS90460A16-16) (MS90460B16-16)	16	16	S	ORN	BLK	GRA	/1-01 (/7-01)	/1-08 (/7-10)	BLUE (-)	/2-03	/3-03	/30-03 (/30-23)
			M39029/46-310 (M39029/46-309) (MS90460A12-12) (MS90460B12-12)	12	12	S	ORN	BRN	BLK	/1-01	/1-08	YELLOW	/2-04	/3-04	/30-04 (/30-24)
			M39029/47-314 (M39029/47-313) (MS90461A23-22) (MS90461B23-22)	23	22	P	ORN	BRN	YEL	/2-01	/2-03	-	/2-01	/3-05	/30-01 (/30-21)
			M39029/47-316 (M39029/47-315) (MS90461A-20-20) (MS90461B-20-20)	20	20	P	ORN	BRN	BLU	/1-01 (/7-01)	/1-08 (/7-09)	RED (-)	/2-02	/3-06	/30-02 (/30-22)
			M39029/47-337 (M39029/47-336) (MS90461A16-16) (MS90461B16-16)	16	16	P	ORN	ORN	VIO	/1-01 (/7-01)	/1-08 (/7-10)	BLUE (-)	/2-03	/3-07	/30-03 (/30-23)
			M39029/47-339 (M39029/47-338) (MS90461A12-12) (MS90461B12-12)	12	12	P	ORN	ORN	WHT	/1-01	/1-08	YELLOW	/2-04	/3-08	/30-04 (/30-24)
SAE AS81511 (MIL-C-81511) SERIES 3	M81511/41, /45, /46, /49	INDIVIDUAL CONTACT RELEASE	M39029/17-172 (M39029/17-23-22)	23	22	S	BRN	VIO	RED	/2-01	/2-16	-	/16-04	/16-04	/30-01 (/30-21)
			M39029/17-173 (M39029/17-20-20)	20	20	S	BRN	VIO	ORN	/2-01	/2-17	-	/16-01	/16-01	/30-02 (/30-22)
			M39029/17-174 (M39029/17-16-16)	16	16	S	BRN	VIO	YEL	/2-01	/2-18	-	/16-02	/16-02	/30-03 (/30-23)

MIL-HDBK-1646

APPENDIX A

TABLE A-I. Connector, contact, tool information for power contacts - Continued.

CONNECTOR			CONTACT							CRIMP TOOL (22520/X)			INSTALL/REMOVAL TOOL (81969/X)		
SPECIFICATION (SUPERSEDED) SERIES	PART NUMBER (CANCELLED)	DESCRIPTION	PART NUMBER (SUPERSEDED)	SIZE		PIN OR SOCKET	BIN COLOR			TOOL (ALTERNATE)	POSITIONER / LOCATOR / DIE (ALTERNATE)	SETTING (ALTERNATE)	INSTALL (ALTERNATE)	WIRED REMOVAL (ALTERNATE)	UNWIRED REMOVAL [6/ (TIP REPLACE)]
				MATING END	WIRE BARREL		1ST (WIDE)	2ND	3RD						
SAE AS81511 (MIL-C-81511) SERIES 3	M81511/41, /45, /46, /49	INDIVIDUAL CONTACT RELEASE	M39029/17-175 (M39029/17-12-12)	12	12	S	BRN	VIO	GRN	/1-01	/1-10	—	/16-03	/16-03	/30-04 (/30-24)
			M39029/18-177 (M39029/18-23-22)	23	22	P	BRN	VIO	VIO	/2-01	/2-13	—	/16-04	/16-04	/30-01 (/30-21)
			M39029/18-178 (M39029/18-20-20)	20	20	P	BRN	VIO	GRA	/2-01 (/7-01)	/2-14 (/7-02)	— (—)	/16-01	/16-01	/30-02 (/30-22)
			M39029/18-179 (M39029/18-16-16)	16	16	P	BRN	VIO	WHT	/2-01 (/7-01)	/2-15 (/7-03)	— (—)	/16-02	/16-02	/30-03 (/30-23)
			M39029/18-180 (M39029/18-12-12)	12	12	P	BRN	GRA	BLK	/1-01	/1-09	—	/16-03	/16-03	/30-04 (/30-24)
			M39029/22-191 (M39029/15-22-22) (M39029/22-22-22)	22	22	S	BRN	WHT	BRN	/7-01	/7-11	—	/14-01	/14-01	/30-01 (/30-21)
			M39029/22-192 (M39029/22-20-20)	20	20	S	BRN	WHT	RED	/7-01	/7-12	—	/14-10	/14-10	/30-05 (/30-25)
			M39029/22-193 (M39029/22-16-16)	16	16	S	BRN	WHT	ORN	/7-01	/7-13	—	/14-03	/14-03	/30-06 (/30-26)
			M39029/22-605 (B2070520-2-1)	12	12	S	BLU	BLK	GRN	/1-01 (/1-01) (/1-01)	/1-18 (TH343 [1/J]) (650065 [1/J])	— (—) (—)	/16-03 (/8-09)	/16-03 (/8-10)	/30-07 (/30-27)
SAE AS81511 (MIL-C-81511) SERIES 4	M81511/51, /53, /55, /56	SHORT SHELL, INDIVIDUAL CONTACT RELEASE	M39029/16-167 (M39029/16-23-22)	23	22	S	BRN	BLU	VIO	/2-01	/2-13	—	/16-04	/16-04	/30-01 (/30-21)
			M39029/16-168 (M39029/16-20-20)	20	20	S	BRN	BLU	GRA	/2-01	/2-14	—	/16-01	/16-01	/30-02 (/30-22)
			M39029/16-169 (M39029/16-16-16)	16	16	S	BRN	BLU	WHT	/2-01	/2-15	—	/16-02	/16-02	/30-03 (/30-23)
			M39029/16-170 (M39029/16-12-12)	12	12	S	BRN	VIO	BLK	/1-01	/1-09	—	/16-03	/16-03	/30-04 (/30-24)
			M39029/18-177 (M39029/18-23-22)	23	22	P	BRN	VIO	VIO	/2-01	/2-13	—	/16-04	/16-04	/30-01 (/30-21)
			M39029/18-178 (M39029/18-20-20)	20	20	P	BRN	VIO	GRA	/2-01 (/7-01)	/2-14 (/7-02)	— (—)	/16-01	/16-01	/30-02 (/30-22)
			M39029/18-179 (M39029/18-16-16)	16	16	P	BRN	VIO	WHT	/2-01 (/7-01)	/2-15 (/7-03)	— (—)	/16-02	/16-02	/30-03 (/30-23)
			M39029/18-180 (M39029/18-12-12)	12	12	P	BRN	GRA	BLK	/1-01	/1-09	—	/16-03	/16-03	/30-04 (/30-24)
			M39029/22-191 (M39029/15-22-22) (M39029/22-22-22)	22	22	S	BRN	WHT	BRN	/7-01	/7-11	—	/14-01	/14-01	/30-01 (/30-21)
			M39029/22-192 (M39029/22-20-20)	20	20	S	BRN	WHT	RED	/7-01	/7-12	—	/14-10	/14-10	/30-05 (/30-25)
			M39029/22-193 (M39029/22-16-16)	16	16	S	BRN	WHT	ORN	/7-01	/7-13	—	/14-03	/14-03	/30-06 (/30-26)
			M39029/22-605 (B2070520-2-1)	12	12	S	BLU	BLK	GRN	/1-01 (/1-01) (/1-01)	/1-18 (TH343 [1/J]) (650065 [1/J])	— (—) (—)	/16-03 (/8-09)	/16-03 (/8-10)	/30-07 (/30-27)
SAE AS81659 (MIL-C-81659) SERIES 1	M81659/9	FRONT RELEASE CONTACTS	M39029/2-104 (M39029/2-22-22)	22	22	P	BRN	BLK	YEL	/2-01	/2-11	—	—	—	—
			M39029/2-105 (M39029/2-20-20)	20	20	P	BRN	BLK	GRN	/1-01 (/2-01)	/1-02 (/2-11)	RED (—)	—	—	—
			M39029/2-106 (M39029/2-16-16)	16	16	P	BRN	BLK	BLU	/1-01	/1-02	BLUE	/17-04 (M90455-1)	/19-01 (M90456-1)	—
			M39029/3-107 (M39029/3-22-22)	22	22	S	BRN	BLK	VIO	/2-01	/2-11	—	—	—	—
			M39029/3-108 (M39029/3-20-20)	20	20	S	BRN	BLK	GRA	/1-01 (/2-01)	/1-02 (/2-11)	RED (—)	—	—	—
			M39029/3-109 (M39029/3-16-16)	16	16	S	BRN	BLK	WHT	/1-01	/1-02	BLUE	M90455-1	M90456-1	—

MIL-HDBK-1646

APPENDIX A

TABLE A-I. Connector, contact, tool information for power contacts - Continued.

CONNECTOR			CONTACT							CRIMP TOOL (22520/X)			INSTALL/REMOVAL TOOL (81969/X)		
SPECIFICATION (SUPERSEDED) SERIES	PART NUMBER (CANCELLED)	DESCRIPTION	PART NUMBER (SUPERSEDED)	SIZE		PIN OR SOCKET	BIN COLOR			TOOL (ALTERNATE)	POSITIONER / LOCATOR / DIE (ALTERNATE)	SETTING (ALTERNATE)	INSTALL (ALTERNATE)	WIRED REMOVAL (ALTERNATE)	UNWIRED REMOVAL [6] (TIP REPLACE)
				MATING END	WIRE BARREL		1ST (WIDE)	2ND	3RD						
SAE AS81659 (MIL-C-81659) SERIES 2	MS81659/29, /31, /33, /35, /37, /39, /41, /43, /53, /56, /57, /58, /61 to /72	REAR RELEASE CONTACTS	M39029/11-144 (M39029/11-22-22)	22	22	P	BRN	YEL	YEL	/2-01	/2-23	—	/1-01	/1-01	—
			M39029/11-145 (M39029/11-20-20)	20	20	P	BRN	YEL	GRN	/2-01 (/7-01)	/2-08 (/7-02)	— (—)	/1-02	/1-02	—
			M39029/11-146 (M39029/11-16-16)	16	16	P	BRN	YEL	BLU	/1-01 (/7-01)	/1-02 (/7-03)	BLUE (—)	/1-03	/1-03	—
			M39029/11-147 (M39029/11-12-12)	12	12	P	BRN	YEL	VIO	/1-01	/1-11	—	—	/28-02	—
			M39029/12-148 (M39029/12-22-22)	22	22	S	BRN	YEL	GRA	/2-01	/2-23	—	/1-01	/1-01	—
			M39029/12-149 (M39029/12-20-20)	20	20	S	BRN	YEL	WHT	/2-01 (/7-01)	/2-08 (/7-02)	— (—)	/1-02	/1-02	—
			M39029/12-150 (M39029/12-16-16)	16	16	S	BRN	GRN	BLK	/1-01 (/7-01)	/1-02 (/7-03)	BLUE (—)	/1-03	/1-03	—
			M39029/12-151 (M39029/12-12-12)	12	12	S	BRN	GRN	BRN	/1-01	/1-11	—	—	/28-02	—
SAE AS81703 (MIL-C-81703) SERIES 3	(MS3145), MS3146, MS3149, MS3424, MS3446, (MS3463), MS3464, MS3466, MS3467, (MS3469)	REMOVABLE REAR RELEASE CRIMP CONTACTS	M39029/4-110 (M39029/4-001) (M39029/4-20-20) (M83723/33B20)	20	20	P	BRN	BRN	BLK	/1-01 (/2-01) (/7-01)	/1-02 (/2-02) (/7-02)	RED (—) (—)	/14-11 (/8-205)	/14-11 (/8-206)	/30-05 (/30-25)
			M39029/4-111 (M39029/4-002) (M39029/4-16-16) (M83723/33B16)	16	16	P	BRN	BRN	BRN	/1-01 (/7-01)	/1-02 (/7-03)	BLUE (—)	/14-03 (/8-207)	/14-03 (/8-208)	/30-06 (/30-26)
			M39029/4-112 (M39029/4-003) (M39029/4-16-20)	16	20	P	BRN	BRN	RED	/1-01 (/7-01)	/1-02 (/7-03)	BLUE (—)	/14-03 (/8-207)	/14-03 (/8-208)	/30-05 (/30-25)
			M39029/4-113 (M39029/4-004) (M39029/4-12-12) (M83723/33B12)	12	12	P	BRN	BRN	ORN	/1-01	/1-02	YELLOW	/14-04 (/8-209)	/14-04 (/8-210)	/30-07 (/30-27)
			M39029/4-114 (M39029/4-005) (M39029/4-12-16)	12	16	P	BRN	BRN	YEL	/1-01	/1-02	YELLOW	/14-04 (/8-209)	/14-04 (/8-210)	/30-06 (/30-26)
			M39029/5-115 (M39029/5-001) (M39029/5-20-20) (M83723-34B20)	20	20	S	BRN	BRN	GRN	/1-01 (/2-01) (/7-01)	/1-02 (/2-02) (/7-02)	RED (—) (—)	/14-11 (/8-05)	/14-11 (/8-06)	/30-05 (/30-25)
			M39029/5-116 (M39029/5-002) (M39029/5-16-16) (M83723-34B16)	16	16	S	BRN	BRN	BLU	/1-01 (/7-01)	/1-02 (/7-03)	BLUE (—)	/14-03 (/8-07)	/14-03 (/8-08)	/30-06 (/30-26)
			M39029/5-117 (M39029/5-003) (M39029/5-16-20)	16	20	S	BRN	BRN	VIO	/1-01 (/7-01)	/1-02 (/7-03)	BLUE (—)	/14-03 (/8-207)	/14-03 (/8-208)	/30-05 (/30-25)
			M39029/5-118 (M39029/5-004) (M39029/5-12-12) (M83723/34B12)	12	12	S	BRN	BRN	GRA	/1-01	/1-02	YELLOW	/14-04 (/8-209)	/14-04 (/8-210)	/30-07 (/30-27)
			M39029/5-119 (M39029/5-005) (M39029/5-12-16)	12	16	S	BRN	BRN	WHT	/1-01	/1-02	YELLOW	/14-04 (/8-209)	/14-04 (/8-210)	/30-06 (/30-26)
			M39029/9-132 (M39029/9-20-20-C1)	20	20	P	BRN	ORN	RED	/1-01 (/2-01)	/1-02 (/2-02)	RED (—)	/14-11	/14-11	/30-05 (/30-25)
			M39029/9-133 (M39029/9-20-20-C2)	20	20	P	BRN	ORN	ORN	/1-01 (/2-01)	/1-02 (/2-02)	RED (—)	/14-11	/14-11	/30-05 (/30-25)
			M39029/9-134 (M39029/9-20-20-C3)	20	20	P	BRN	ORN	YEL	/1-01 (/2-01)	/1-02 (/2-02)	RED (—)	/14-11	/14-11	/30-05 (/30-25)
			M39029/9-135 (M39029/9-20-20-C4)	20	20	P	BRN	ORN	GRN	/1-01 (/2-01)	/1-02 (/2-02)	RED (—)	/14-11	/14-11	/30-05 (/30-25)
			M39029/9-136 (M39029/9-20-20-CS)	20	20	P	BRN	ORN	BLU	/1-01 (/2-01)	/1-02 (/2-02)	RED (—)	/14-11	/14-11	/30-05 (/30-25)

MIL-HDBK-1646
APPENDIX A

TABLE A-I. Connector, contact, tool information for power contacts - Continued.

CONNECTOR			CONTACT							CRIMP TOOL (22520/X)			INSTALL/REMOVAL TOOL (81969/X)		
SPECIFICATION (SUPERSEDED) SERIES	PART NUMBER (CANCELLED)	DESCRIPTION	PART NUMBER (SUPERSEDED)	SIZE		PIN OR SOCKET	BIN COLOR			TOOL (ALTERNATE)	POSITIONER / LOCATOR / DIE (ALTERNATE)	SETTING (ALTERNATE)	INSTALL (ALTERNATE)	WIRED REMOVAL (ALTERNATE)	UNWIRED REMOVAL [6] (TIP REPLACE)
				MATING END	WIRE BARREL		1ST (WIDE)	2ND	3RD						
SAE AS81703 (MIL-C-81703) SERIES 3	(MS3145), MS3146, MS3149, MS3424, MS3446, (MS3463), MS3464, MS3466, MS3467, (MS3469)	REMOVABLE REAR RELEASE CRIMP CONTACTS	M39029/9-514 (5000-070-516)	16	16	P	GRN	BRN	YEL	/1-01 (/7-01)	/1-02 (/7-03)	BLUE (-)	/14-03	/14-03	/30-06 (/30-26)
			M39029/9-515 (5000-070-416)	16	16	P	GRN	BRN	GRN	/1-01 (/7-01)	/1-02 (/7-03)	BLUE (-)	/14-03	/14-03	/30-06 (/30-26)
			M39029/9-516 (5000-070-116)	16	16	P	GRN	BRN	BLU	/1-01 (/7-01)	/1-02 (/7-03)	BLUE (-)	/14-03	/14-03	/30-06 (/30-26)
			M39029/9-517 (5000-070-216)	16	16	P	GRN	BRN	VIO	/1-01 (/7-01)	/1-02 (/7-03)	BLUE (-)	/14-03	/14-03	/30-06 (/30-26)
			M39029/9-518 (5000-070-316)	16	16	P	GRN	BRN	GRA	/1-01 (/7-01)	/1-02 (/7-03)	BLUE (-)	/14-03	/14-03	/30-06 (/30-26)
			M39029/10-138 (M39029/10-20-20-C1)	20	20	S	BRN	ORN	GRA	/1-01 (/2-01)	/1-02 (/2-02)	RED (-)	/14-11 (/8-205)	/14-11 (/8-206)	/30-05 (/30-25)
			M39029/10-139 (M39029/10-20-20-C2)	20	20	S	BRN	ORN	WHT	/1-01 (/2-01)	/1-02 (/2-02)	RED (-)	/14-11 (/8-205)	/14-11 (/8-206)	/30-05 (/30-25)
			M39029/10-140 (M39029/10-20-20-C3)	20	20	S	BRN	YEL	BLK	/1-01 (/2-01)	/1-02 (/2-02)	RED (-)	/14-11 (/8-205)	/14-11 (/8-206)	/30-05 (/30-25)
			M39029/10-141 (M39029/10-20-20-C4)	20	20	S	BRN	YEL	BRN	/1-01 (/2-01)	/1-02 (/2-02)	RED (-)	/14-11 (/8-205)	/14-11 (/8-206)	/30-05 (/30-25)
			M39029/10-142 (M39029/10-20-20-C5)	20	20	S	BRN	YEL	RED	/1-01 (/2-01)	/1-02 (/2-02)	RED (-)	/14-11 (/8-205)	/14-11 (/8-206)	/30-05 (/30-25)
			M39029/10-519 (5000-108-516)	16	16	S	GRN	BRN	WHT	/1-01 (/7-01)	/1-02 (/7-03)	BLUE (-)	/14-03 (/8-207)	/14-03 (/8-208)	/30-06 (/30-26)
			M39029/10-520 (5000-108-416)	16	16	S	GRN	RED	BLK	/1-01 (/7-01)	/1-02 (/7-03)	BLUE (-)	/14-03 (/8-207)	/14-03 (/8-208)	/30-06 (/30-26)
			M39029/10-521 (5000-108-116)	16	16	S	GRN	RED	BRN	/1-01 (/7-01)	/1-02 (/7-03)	BLUE (-)	/14-03 (/8-207)	/14-03 (/8-208)	/30-06 (/30-26)
			M39029/10-522 (5000-108-216)	16	16	S	GRN	RED	RED	/1-01 (/7-01)	/1-02 (/7-03)	BLUE (-)	/14-03 (/8-207)	/14-03 (/8-208)	/30-06 (/30-26)
			M39029/10-523 (5000-108-316)	16	16	S	GRN	RED	ORN	/1-01 (/7-01)	/1-02 (/7-03)	BLUE (-)	/14-03 (/8-207)	/14-03 (/8-208)	/30-06 (/30-26)
SAE AS81714 (MIL-T-81714) SERIES I	M81714/1 to /12, /14 to /31	EXTERNAL PIN CONTACT CRIMPED, TERMINAL JUNCTION SYSTEM	M39029/1-100 (M39029/1-16-22)	16	22	P	BRN	BLK	BLK	/2-01	/2-11	-	/14-10	/14-10	-
			M39029/1-101 (M39029/1-16-20)	16	20	P	BRN	BLK	BRN	/1-01 (/2-01)	/1-02 (/2-11)	RED (-)	/14-10	/14-10	-
			M39029/1-102 (M39029/1-14-16)	14	16	P	BRN	BLK	RED	/1-01	/1-02	BLUE	/14-03	/14-03	-
			M39029/1-103 (M39029/1-12-12)	12	12	P	BRN	BLK	ORN	/1-01	/1-02	YELLOW	/14-04	/14-04	-
			M39029/1-507 (M39029/1-20-20D)	20	22D	P	GRN	BLK	VIO	/2-01	/2-32	-	/14-01 (/1-04) (/8-01)	/14-01 (/1-04) (/8-02)	-
SAE AS81714 (MIL-T-81714) SERIES II	M81714/60, /61, /63	EXTERNAL SOCKET CONTACT CRIMPED, TERMINAL JUNCTION SYSTEM	M39029/22-191 (M39029/15-22-22) (M39029/22-22-22)	22	22	S	BRN	WHT	BRN	/7-01	/7-11	-	/14-01	/14-01	/30-01 (/30-21)
			M39029/22-192 (M39029/22-20-20)	20	20	S	BRN	WHT	RED	/7-01	/7-12	-	/14-10	/14-10	/30-05 (/30-25)
			M39029/22-193 (M39029/22-16-16)	16	16	S	BRN	WHT	ORN	/7-01	/7-13	-	/14-03	/14-03	/30-06 (/30-26)
			M39029/22-605 (B2070520-2-1)	12	12	S	BLU	BLK	GRN	/1-01 (/1-01) (/1-01)	/1-18 (TH343 [1/I]) (650065 [1/I])	- (-) (-)	/16-03 (/8-09)	/16-03 (/8-10)	/30-07 (/30-27)
MIL-DTL-83527 (DOD-C-83527) (MIL-C-83527)	M83527/1 to /6	RECTANGULAR MULTIPLE INSERT RACK TO PANEL	M39029/93-539	16	16	P	GRN	ORN	WHT	/1-01 (/7-01)	/1-02 (/7-03)	BLUE (-)	/1-03	/1-03	-
			M39029/93-540	12	12	P	GRN	YEL	BLK	/1-01	/1-11	-	-	/28-02	-
			M39029/93-597 (M39029/93-537)	22	22	P	GRN	WHT	VIO	/2-01	/2-23	-	/1-01	/1-01	-
			M39029/93-598 (M39029/93-538)	20	20	P	GRN	WHT	GRA	/2-01 (/7-01)	/2-08 (/7-02)	- (-)	/1-02	/1-02	-
			M39029/94-601	22	22	S	BLU	BLK	BRN	/2-01	/2-23	-	/1-01	/1-01	-
			M39029/94-602	20	20	S	BLU	BLK	RED	/2-01 (/7-01)	/2-08 (/7-02)	- (-)	/1-02	/1-02	-

MIL-HDBK-1646

APPENDIX A

TABLE A-I. Connector, contact, tool information for power contacts - Continued.

CONNECTOR			CONTACT							CRIMP TOOL (22520/X)			INSTALL/REMOVAL TOOL (81969/X)		
SPECIFICATION (SUPERSEDED) SERIES	PART NUMBER (CANCELLED)	DESCRIPTION	PART NUMBER (SUPERSEDED)	SIZE		PIN OR SOCKET	BIN COLOR			TOOL (ALTERNATE)	POSITIONER / LOCATOR / DIE (ALTERNATE)	SETTING (ALTERNATE)	INSTALL (ALTERNATE)	WIRED REMOVAL (ALTERNATE)	UNWIRED REMOVAL [6] (TIP REPLACE)
				MATING END	WIRE BARREL		1ST (WIDE)	2ND	3RD						
MIL-DTL-83527 (DOD-C-83527) (MIL-C-83527) —	M83527/1 to /6	RECTANGULAR MULTIPLE INSERT RACK TO PANEL	M39029/94-603	16	16	S	BLU	BLK	ORN	/1-01 (/7-01)	/1-02 (/7-03)	BLUE (—)	/1-03	/1-03	—
			M39029/94-604	12	12	S	BLU	BLK	YEL	/1-01	/1-11	—	—	/28-02	—
MIL-DTL-83723 (MIL-C-83723) SERIES I	M83723/1 to /14, /33, /34, /36 to /46, /48, /49	BAYONET COUPLING	M39029/4-110 (M39029/4-001) (M39029/4-20-20) (M83723/33B20)	20	20	P	BRN	BRN	BLK	/1-01 (/2-01) (/7-01)	/1-02 (/2-02) (/7-02)	RED (—) (—)	/14-11 (/8-205)	/14-11 (/8-206)	/30-05 (/30-25)
			M39029/4-111 (M39029/4-002) (M39029/4-16-16) (M83723/33B16)	16	16	P	BRN	BRN	BRN	/1-01 (/7-01)	/1-02 (/7-03)	BLUE (—)	/14-03 (/8-207)	/14-03 (/8-208)	/30-06 (/30-26)
			M39029/4-112 (M39029/4-003) (M39029/4-16-20)	16	20	P	BRN	BRN	RED	/1-01 (/7-01)	/1-02 (/7-03)	BLUE (—)	/14-03 (/8-207)	/14-03 (/8-208)	/30-05 (/30-25)
			M39029/4-113 (M39029/4-004) (M39029/4-12-12) (M83723/33B12)	12	12	P	BRN	BRN	ORN	/1-01	/1-02	YELLOW	/14-04 (/8-209)	/14-04 (/8-210)	/30-07 (/30-27)
			M39029/4-114 (M39029/4-005) (M39029/4-12-16)	12	16	P	BRN	BRN	YEL	/1-01	/1-02	YELLOW	/14-04 (/8-209)	/14-04 (/8-210)	/30-06 (/30-26)
			M39029/5-115 (M39029/5-001) (M39029/5-20-20) (M83723-34B20)	20	20	S	BRN	BRN	GRN	/1-01 (/2-01) (/7-01)	/1-02 (/2-02) (/7-02)	RED (—) (—)	/14-11 (/8-05)	/14-11 (/8-06)	/30-05 (/30-25)
			M39029/5-116 (M39029/5-002) (M39029/5-16-16) (M83723-34B16)	16	16	S	BRN	BRN	BLU	/1-01 (/7-01)	/1-02 (/7-03)	BLUE (—)	/14-03 (/8-07)	/14-03 (/8-08)	/30-06 (/30-26)
			M39029/5-117 (M39029/5-003) (M39029/5-16-20)	16	20	S	BRN	BRN	VIO	/1-01 (/7-01)	/1-02 (/7-03)	BLUE (—)	/14-03 (/8-207)	/14-03 (/8-208)	/30-05 (/30-25)
			M39029/5-118 (M39029/5-004) (M39029/5-12-12) (M83723/34B12)	12	12	S	BRN	BRN	GRA	/1-01	/1-02	YELLOW	/14-04 (/8-209)	/14-04 (/8-210)	/30-07 (/30-27)
			M39029/5-119 (M39029/5-005) (M39029/5-12-16)	12	16	S	BRN	BRN	WHT	/1-01	/1-02	YELLOW	/14-04 (/8-209)	/14-04 (/8-210)	/30-06 (/30-26)
			M39029/9-132 (M39029/9-20-20-C1)	20	20	P	BRN	ORN	RED	/1-01 (/2-01)	/1-02 (/2-02)	RED (—)	/14-11	/14-11	/30-05 (/30-25)
			M39029/9-133 (M39029/9-20-20-C2)	20	20	P	BRN	ORN	ORN	/1-01 (/2-01)	/1-02 (/2-02)	RED (—)	/14-11	/14-11	/30-05 (/30-25)
			M39029/9-134 (M39029/9-20-20-C3)	20	20	P	BRN	ORN	YEL	/1-01 (/2-01)	/1-02 (/2-02)	RED (—)	/14-11	/14-11	/30-05 (/30-25)
			M39029/9-135 (M39029/9-20-20-C4)	20	20	P	BRN	ORN	GRN	/1-01 (/2-01)	/1-02 (/2-02)	RED (—)	/14-11	/14-11	/30-05 (/30-25)
			M39029/9-136 (M39029/9-20-20-C5)	20	20	P	BRN	ORN	BLU	/1-01 (/2-01)	/1-02 (/2-02)	RED (—)	/14-11	/14-11	/30-05 (/30-25)
			M39029/9-514 (5000-070-516)	16	16	P	GRN	BRN	YEL	/1-01 (/7-01)	/1-02 (/7-03)	BLUE (—)	/14-03	/14-03	/30-06 (/30-26)
			M39029/9-515 (5000-070-416)	16	16	P	GRN	BRN	GRN	/1-01 (/7-01)	/1-02 (/7-03)	BLUE (—)	/14-03	/14-03	/30-06 (/30-26)
			M39029/9-516 (5000-070-116)	16	16	P	GRN	BRN	BLU	/1-01 (/7-01)	/1-02 (/7-03)	BLUE (—)	/14-03	/14-03	/30-06 (/30-26)
			M39029/9-517 (5000-070-216)	16	16	P	GRN	BRN	VIO	/1-01 (/7-01)	/1-02 (/7-03)	BLUE (—)	/14-03	/14-03	/30-06 (/30-26)
			M39029/9-518 (5000-070-316)	16	16	P	GRN	BRN	GRA	/1-01 (/7-01)	/1-02 (/7-03)	BLUE (—)	/14-03	/14-03	/30-06 (/30-26)

MIL-HDBK-1646

APPENDIX A

TABLE A-I. Connector, contact, tool information for power contacts - Continued.

CONNECTOR			CONTACT							CRIMP TOOL (22520/X)			INSTALL/REMOVAL TOOL (81969/X)		
SPECIFICATION (SUPERSEDED) SERIES	PART NUMBER (CANCELLED)	DESCRIPTION	PART NUMBER (SUPERSEDED)	SIZE		PIN OR SOCKET	BIN COLOR			TOOL (ALTERNATE)	POSITIONER / LOCATOR / DIE (ALTERNATE)	SETTING (ALTERNATE)	INSTALL (ALTERNATE)	WIRED REMOVAL (ALTERNATE)	UNWIRED REMOVAL [6] (TIP REPLACE)
				MATING END	WIRE BARREL		1ST (WIDE)	2ND	3RD						
MIL-DTL-83723 (MIL-C-83723) SERIES I	M83723/1 to /14, /33, /34, /36 to /46, /48, /49	BAYONET COUPLING	M39029/10-138 (M39029/10-20-20-C1)	20	20	S	BRN	ORN	GRA	/1-01 (/2-01)	/1-02 (/2-02)	RED (-)	/14-11 (/8-205)	/14-11 (/8-206)	/30-05 (/30-25)
			M39029/10-139 (M39029/10-20-20-C2)	20	20	S	BRN	ORN	WHT	/1-01 (/2-01)	/1-02 (/2-02)	RED (-)	/14-11 (/8-205)	/14-11 (/8-206)	/30-05 (/30-25)
			M39029/10-140 (M39029/10-20-20-C3)	20	20	S	BRN	YEL	BLK	/1-01 (/2-01)	/1-02 (/2-02)	RED (-)	/14-11 (/8-205)	/14-11 (/8-206)	/30-05 (/30-25)
			M39029/10-141 (M39029/10-20-20-C4)	20	20	S	BRN	YEL	BRN	/1-01 (/2-01)	/1-02 (/2-02)	RED (-)	/14-11 (/8-205)	/14-11 (/8-206)	/30-05 (/30-25)
			M39029/10-142 (M39029/10-20-20-C5)	20	20	S	BRN	YEL	RED	/1-01 (/2-01)	/1-02 (/2-02)	RED (-)	/14-11 (/8-205)	/14-11 (/8-206)	/30-05 (/30-25)
			M39029/10-519 (5000-108-516)	16	16	S	GRN	BRN	WHT	/1-01 (/7-01)	/1-02 (/7-03)	BLUE (-)	/14-03 (/8-207)	/14-03 (/8-208)	/30-06 (/30-26)
			M39029/10-520 (5000-108-416)	16	16	S	GRN	RED	BLK	/1-01 (/7-01)	/1-02 (/7-03)	BLUE (-)	/14-03 (/8-207)	/14-03 (/8-208)	/30-06 (/30-26)
			M39029/10-521 (5000-108-116)	16	16	S	GRN	RED	BRN	/1-01 (/7-01)	/1-02 (/7-03)	BLUE (-)	/14-03 (/8-207)	/14-03 (/8-208)	/30-06 (/30-26)
			M39029/10-522 (5000-108-216)	16	16	S	GRN	RED	RED	/1-01 (/7-01)	/1-02 (/7-03)	BLUE (-)	/14-03 (/8-207)	/14-03 (/8-208)	/30-06 (/30-26)
			M39029/10-523 (5000-108-316)	16	16	S	GRN	RED	ORN	/1-01 (/7-01)	/1-02 (/7-03)	BLUE (-)	/14-03 (/8-207)	/14-03 (/8-208)	/30-06 (/30-26)
MIL-DTL-83723 (MIL-C-83723) SERIES II	M83723/17 to /27, /29, /30, /35, /37, /50, /52, /53	THREADED COUPLING	M39029/29-212 (MS3162-16-16) (MS83723-29T16) (M39029/29-16-16)	16	16	P	RED	BRN	RED	/1-01 (/7-01)	/1-02 (/7-03)	BLUE (-)	/14-03	/14-03	/30-06 (/30-26)
			M39029/29-213 (MS3162-12-12) (MS83723-29T12) (M39029/29-12-12)	12	12	P	RED	BRN	ORN	/1-01	/1-02	YELLOW	/14-04	/14-04	/30-07 (/30-27)
			M39029/29-214 (MS3162-8-8) (MS83723-29T8) (M39029/29-8-8)	8	8	P	RED	BRN	YEL	/23-01	/23-02 + /23-09	-	-	/29-02	-
			M39029/29-215 (MS3162-4-4) (M83723-29T4) (M39029/29-4-4)	4	4	P	RED	BRN	GRN	/23-01	/23-04 + /23-11	-	-	/29-03	-
			M39029/29-216 (MS3162-0-0) (M83723-29T0) (M39029/29-0-0)	0	0	P	RED	BRN	BLU	/23-01	/23-05 + /23-13	-	-	/29-04	-
			M39029/30-217 (MS3163-16S-16) (M83723-30T17) (M39029/30-16S-16)	16S	16	S	RED	BRN	VIO	/1-01 (/7-01)	/1-02 (/7-03)	BLUE (-)	/14-03	/14-03	/30-06 (/30-26)
			M39029/30-218 (MS3163-16-16) (M83723-30T16) (M39029/30-16-16)	16	16	S	RED	BRN	GRA	/1-01 (/7-01)	/1-02 (/7-03)	BLUE (-)	/14-03	/14-03	/30-06 (/30-26)
			M39029/30-219 (MS3163-12-12) (M83723-30T12) (M39029/30-12-12)	12	12	S	RED	BRN	WHT	/1-01	/1-02	YELLOW	/14-04	/14-04	/30-07 (/30-27)
			M39029/30-220 (MS3163-8-8) (M83723-30T8) (M39029/30-8-8)	8	8	S	RED	RED	BLK	/23-01	/23-02 + /23-09	-	-	/29-02	-
			M39029/30-221 (MS3163-4-4) (M83723-30T4) (M39029/30-4-4)	4	4	S	RED	RED	BRN	/23-01	/23-04 + /23-11	-	-	/29-03	-

MIL-HDBK-1646

APPENDIX A

TABLE A-I. Connector, contact, tool information for power contacts - Continued.

CONNECTOR			CONTACT							CRIMP TOOL (22520/X)			INSTALL/REMOVAL TOOL (81969/X)		
SPECIFICATION (SUPERSEDED) SERIES	PART NUMBER (CANCELLED)	DESCRIPTION	PART NUMBER (SUPERSEDED)	SIZE		PIN OR SOCKET	BIN COLOR			TOOL (ALTERNATE)	POSITIONER / LOCATOR / DIE (ALTERNATE)	SETTING (ALTERNATE)	INSTALL (ALTERNATE)	WIRED REMOVAL (ALTERNATE)	UNWIRED REMOVAL [6] (TIP REPLACE)
				MATING END	WIRE BARREL		1ST (WIDE)	2ND	3RD						
MIL-DTL-83723 (MIL-C-83723) SERIES II	M83723/17 to /27, /29, /30, /35, /37, /50, /52, /53	THREADED COUPLING	M39029/30-222 (M53163-0-0) (M83723-30T0) (M39029/30-0-0)	0	0	S	RED	RED	RED	/23-01	/23-05 + /23-13	—	—	/29-04	—
			M39029/85-454 (M39029/851616C1)	16	16	P	YEL	GRN	YEL	/1-01 (/7-01)	/1-02 (/7-03)	BLUE (—)	/14-03	/14-03	/30-06 (/30-26)
			M39029/85-455 (M39029/851616C2)	16	16	P	YEL	GRN	GRN	/1-01 (/7-01)	/1-02 (/7-03)	BLUE (—)	/14-03	/14-03	/30-06 (/30-26)
			M39029/85-456 (M39029/851616C3)	16	16	P	YEL	GRN	BLU	/1-01 (/7-01)	/1-02 (/7-03)	BLUE (—)	/14-03	/14-03	/30-06 (/30-26)
			M39029/85-457 (M39029/851616C4)	16	16	P	YEL	GRN	VIO	/1-01 (/7-01)	/1-02 (/7-03)	BLUE (—)	/14-03	/14-03	/30-06 (/30-26)
			M39029/85-458 (M39029/851212C1)	12	12	P	YEL	GRN	GRA	/1-01	/1-02	YELLOW	/14-04	/14-04	/30-07 (/30-27)
			M39029/85-459 (M39029/851212C2)	12	12	P	YEL	GRN	WHT	/1-01	/1-02	YELLOW	/14-04	/14-04	/30-07 (/30-27)
			M39029/85-460 (M39029/851212C3)	12	12	P	YEL	BLU	BLK	/1-01	/1-02	YELLOW	/14-04	/14-04	/30-07 (/30-27)
			M39029/85-461 (M39029/851212C4)	12	12	P	YEL	BLU	BRN	/1-01	/1-02	YELLOW	/14-04	/14-04	/30-07 (/30-27)
			M39029/86-462 (M39029/851616C1)	16	16	S	YEL	BLU	RED	/1-01 (/7-01)	/1-02 (/7-03)	BLUE (—)	/14-03 (/8-07)	/14-03 (/8-08)	/30-06 (/30-26)
			M39029/86-463 (M39029/851616C2)	16	16	S	YEL	BLU	ORN	/1-01 (/7-01)	/1-02 (/7-03)	BLUE (—)	/14-03 (/8-07)	/14-03 (/8-08)	/30-06 (/30-26)
			M39029/86-464 (M39029/851616C3)	16	16	S	YEL	BLU	YEL	/1-01 (/7-01)	/1-02 (/7-03)	BLUE (—)	/14-03 (/8-07)	/14-03 (/8-08)	/30-06 (/30-26)
			M39029/86-465 (M39029/851616C4)	16	16	S	YEL	BLU	GRN	/1-01 (/7-01)	/1-02 (/7-03)	BLUE (—)	/14-03 (/8-07)	/14-03 (/8-08)	/30-06 (/30-26)
			M39029/86-466 (M39029/851212C1)	12	12	S	YEL	BLU	BLU	/1-01	/1-02	YELLOW	/14-04 (/8-09)	/14-04 (/8-10)	/30-07 (/30-27)
			M39029/86-467 (M39029/851212C2)	12	12	S	YEL	BLU	VIO	/1-01	/1-02	YELLOW	/14-04 (/8-09)	/14-04 (/8-10)	/30-07 (/30-27)
			M39029/86-468 (M39029/851212C3)	12	12	S	YEL	BLU	GRA	/1-01	/1-02	YELLOW	/14-04 (/8-09)	/14-04 (/8-10)	/30-07 (/30-27)
			M39029/86-469 (M39029/851212C4)	12	12	S	YEL	BLU	WHT	/1-01	/1-02	YELLOW	/14-04 (/8-09)	/14-04 (/8-10)	/30-07 (/30-27)
			M39029/86-510	16S	16	S	GRN	BRN	BLK	/1-01 (/7-01)	/1-02 (/7-03)	BLUE (—)	/14-03 (/8-07)	/14-03 (/8-08)	/30-06 (/30-26)
			M39029/86-511	16S	16	S	GRN	BRN	BRN	/1-01 (/7-01)	/1-02 (/7-03)	BLUE (—)	/14-03 (/8-07)	/14-03 (/8-08)	/30-06 (/30-26)
			M39029/86-512	16S	16	S	GRN	BRN	RED	/1-01 (/7-01)	/1-02 (/7-03)	BLUE (—)	/14-03 (/8-07)	/14-03 (/8-08)	/30-06 (/30-26)
			M39029/86-513	16S	16	S	GRN	BRN	ORN	/1-01 (/7-01)	/1-02 (/7-03)	BLUE (—)	/14-03 (/8-07)	/14-03 (/8-08)	/30-06 (/30-26)
MIL-DTL-83723 (MIL-C-83723) SERIES III	M83723/66 to /69, /71 to /78, /82 to /87, /91, /92, /94 to /98	THREADED AND BAYONET COUPLING	M39029/4-110 (M39029/4-001) (M39029/4-20-20) (M83723/33B20)	20	20	P	BRN	BRN	BLK	/1-01 (/2-01) (/7-01)	/1-02 (/2-02) (/7-02)	RED (—) (—)	/14-11 (/8-205)	/14-11 (/8-206)	/30-05 (/30-25)
			M39029/4-111 (M39029/4-002) (M39029/4-16-16) (M83723/33B16)	16	16	P	BRN	BRN	BRN	/1-01 (/7-01)	/1-02 (/7-03)	BLUE (—)	/14-03 (/8-207)	/14-03 (/8-208)	/30-06 (/30-26)
			M39029/4-112 (M39029/4-003) (M39029/4-16-20)	16	20	P	BRN	BRN	RED	/1-01 (/7-01)	/1-02 (/7-03)	BLUE (—)	/14-03 (/8-207)	/14-03 (/8-208)	/30-05 (/30-25)
			M39029/4-113 (M39029/4-004) (M39029/4-12-12) (M83723/33B12)	12	12	P	BRN	BRN	ORN	/1-01	/1-02	YELLOW	/14-04 (/8-209)	/14-04 (/8-210)	/30-07 (/30-27)
			M39029/4-114 (M39029/4-005) (M39029/4-12-16)	12	16	P	BRN	BRN	YEL	/1-01	/1-02	YELLOW	/14-04 (/8-209)	/14-04 (/8-210)	/30-06 (/30-26)

MIL-HDBK-1646

APPENDIX A

TABLE A-I. Connector, contact, tool information for power contacts - Continued.

CONNECTOR			CONTACT							CRIMP TOOL (22520/X)			INSTALL/REMOVAL TOOL (81969/X)		
SPECIFICATION (SUPERSEDED) SERIES	PART NUMBER (CANCELLED)	DESCRIPTION	PART NUMBER (SUPERSEDED)	SIZE		PIN OR SOCKET	BIN COLOR			TOOL (ALTERNATE)	POSITIONER / LOCATOR / DIE (ALTERNATE)	SETTING (ALTERNATE)	INSTALL (ALTERNATE)	WIRED REMOVAL (ALTERNATE)	UNWIRED REMOVAL [6] (TIP REPLACE)
				MATING END	WIRE BARREL		1ST (WIDE)	2ND	3RD						
MIL-DTL-83723 (MIL-C-83723) SERIES III	M83723/66 to /69, /71 to /78, /82 to /87, /91, /92, /94 to /98	THREADED AND BAYONET COUPLING	M39029/5-115 (M39029/5-001) (M39029/5-20-20) (M83723-34B20)	20	20	S	BRN	BRN	GRN	/1-01 (/2-01) (/7-01)	/1-02 (/2-02) (/7-02)	RED (-) (-)	/14-11 (/8-05)	/14-11 (/8-06)	/30-05 (/30-25)
			M39029/5-116 (M39029/5-002) (M39029/5-16-16) (M83723-34B16)	16	16	S	BRN	BRN	BLU	/1-01 (/7-01)	/1-02 (/7-03)	BLUE (-)	/14-03 (/8-07)	/14-03 (/8-08)	/30-06 (/30-26)
			M39029/5-117 (M39029/5-003) (M39029/5-16-20)	16	20	S	BRN	BRN	VIO	/1-01 (/7-01)	/1-02 (/7-03)	BLUE (-)	/14-03 (/8-07)	/14-03 (/8-208)	/30-05 (/30-25)
			M39029/5-118 (M39029/5-004) (M39029/5-12-12) (M83723/34B12)	12	12	S	BRN	BRN	GRA	/1-01	/1-02	YELLOW	/14-04 (/8-209)	/14-04 (/8-210)	/30-07 (/30-27)
			M39029/5-119 (M39029/5-005) (M39029/5-12-16)	12	16	S	BRN	BRN	WHT	/1-01	/1-02	YELLOW	/14-04 (/8-209)	/14-04 (/8-210)	/30-06 (/30-26)
			M39029/9-132 (M39029/9-20-20-C1)	20	20	P	BRN	ORN	RED	/1-01 (/2-01)	/1-02 (/2-02)	RED (-)	/14-11	/14-11	/30-05 (/30-25)
			M39029/9-133 (M39029/9-20-20-C2)	20	20	P	BRN	ORN	ORN	/1-01 (/2-01)	/1-02 (/2-02)	RED (-)	/14-11	/14-11	/30-05 (/30-25)
			M39029/9-134 (M39029/9-20-20-C3)	20	20	P	BRN	ORN	YEL	/1-01 (/2-01)	/1-02 (/2-02)	RED (-)	/14-11	/14-11	/30-05 (/30-25)
			M39029/9-135 (M39029/9-20-20-C4)	20	20	P	BRN	ORN	GRN	/1-01 (/2-01)	/1-02 (/2-02)	RED (-)	/14-11	/14-11	/30-05 (/30-25)
			M39029/9-136 (M39029/9-20-20-C5)	20	20	P	BRN	ORN	BLU	/1-01 (/2-01)	/1-02 (/2-02)	RED (-)	/14-11	/14-11	/30-05 (/30-25)
			M39029/9-514 (5000-070-516)	16	16	P	GRN	BRN	YEL	/1-01 (/7-01)	/1-02 (/7-03)	BLUE (-)	/14-03	/14-03	/30-06 (/30-26)
			M39029/9-515 (5000-070-416)	16	16	P	GRN	BRN	GRN	/1-01 (/7-01)	/1-02 (/7-03)	BLUE (-)	/14-03	/14-03	/30-06 (/30-26)
			M39029/9-516 (5000-070-116)	16	16	P	GRN	BRN	BLU	/1-01 (/7-01)	/1-02 (/7-03)	BLUE (-)	/14-03	/14-03	/30-06 (/30-26)
			M39029/9-517 (5000-070-216)	16	16	P	GRN	BRN	VIO	/1-01 (/7-01)	/1-02 (/7-03)	BLUE (-)	/14-03	/14-03	/30-06 (/30-26)
			M39029/9-518 (5000-070-316)	16	16	P	GRN	BRN	GRA	/1-01 (/7-01)	/1-02 (/7-03)	BLUE (-)	/14-03	/14-03	/30-06 (/30-26)
			M39029/10-138 (M39029/10-20-20-C1)	20	20	S	BRN	ORN	GRA	/1-01 (/2-01)	/1-02 (/2-02)	RED (-)	/14-11 (/8-205)	/14-11 (/8-206)	/30-05 (/30-25)
			M39029/10-139 (M39029/10-20-20-C2)	20	20	S	BRN	ORN	WHT	/1-01 (/2-01)	/1-02 (/2-02)	RED (-)	/14-11 (/8-205)	/14-11 (/8-206)	/30-05 (/30-25)
			M39029/10-140 (M39029/10-20-20-C3)	20	20	S	BRN	YEL	BLK	/1-01 (/2-01)	/1-02 (/2-02)	RED (-)	/14-11 (/8-205)	/14-11 (/8-206)	/30-05 (/30-25)
			M39029/10-141 (M39029/10-20-20-C4)	20	20	S	BRN	YEL	BRN	/1-01 (/2-01)	/1-02 (/2-02)	RED (-)	/14-11 (/8-205)	/14-11 (/8-206)	/30-05 (/30-25)
			M39029/10-142 (M39029/10-20-20-C5)	20	20	S	BRN	YEL	RED	/1-01 (/2-01)	/1-02 (/2-02)	RED (-)	/14-11 (/8-205)	/14-11 (/8-206)	/30-05 (/30-25)
			M39029/10-519 (5000-108-516)	16	16	S	GRN	BRN	WHT	/1-01 (/7-01)	/1-02 (/7-03)	BLUE (-)	/14-03 (/8-207)	/14-03 (/8-208)	/30-06 (/30-26)
			M39029/10-520 (5000-108-416)	16	16	S	GRN	RED	BLK	/1-01 (/7-01)	/1-02 (/7-03)	BLUE (-)	/14-03 (/8-207)	/14-03 (/8-208)	/30-06 (/30-26)
			M39029/10-521 (5000-108-116)	16	16	S	GRN	RED	BRN	/1-01 (/7-01)	/1-02 (/7-03)	BLUE (-)	/14-03 (/8-207)	/14-03 (/8-208)	/30-06 (/30-26)
			M39029/10-522 (5000-108-216)	16	16	S	GRN	RED	RED	/1-01 (/7-01)	/1-02 (/7-03)	BLUE (-)	/14-03 (/8-207)	/14-03 (/8-208)	/30-06 (/30-26)
			M39029/10-523 (5000-108-316)	16	16	S	GRN	RED	ORN	/1-01 (/7-01)	/1-02 (/7-03)	BLUE (-)	/14-03 (/8-207)	/14-03 (/8-208)	/30-06 (/30-26)

MIL-HDBK-1646

APPENDIX A

TABLE A-I. Connector, contact, tool information for power contacts - Continued.

CONNECTOR			CONTACT							CRIMP TOOL (22520/X)			INSTALL/REMOVAL TOOL (81969/X)		
SPECIFICATION (SUPERSEDED) SERIES	PART NUMBER (CANCELLED)	DESCRIPTION	PART NUMBER (SUPERSEDED)	SIZE		PIN OR SOCKET	BIN COLOR			TOOL (ALTERNATE)	POSITIONER / LOCATOR / DIE (ALTERNATE)	SETTING (ALTERNATE)	INSTALL (ALTERNATE)	WIRED REMOVAL (ALTERNATE)	UNWIRED REMOVAL [6] (TIP REPLACE)
				MATING END	WIRE BARREL		1ST (WIDE)	2ND	3RD						
MIL-DTL-83733 (MIL-C-83733) —	M83723/1 to /12	RECTANGULAR MINIATURE RACK AND PANEL REAR RELEASE CONTACTS	M39029/4-110 (M39029/4-001) (M39029/4-20-20) (M83723/33B20)	20	20	P	BRN	BRN	BLK	/1-01 (/2-01) (/7-01)	/1-02 (/2-02) (/7-02)	RED (—) (—)	/14-11 (/8-205)	/14-11 (/8-206)	/30-05 (/30-25)
			M39029/4-111 (M39029/4-002) (M39029/4-16-16) (M83723/33B16)	16	16	P	BRN	BRN	BRN	/1-01 (/7-01)	/1-02 (/7-03)	BLUE (—)	/14-03 (/8-207)	/14-03 (/8-208)	/30-06 (/30-26)
			M39029/4-112 (M39029/4-003) (M39029/4-16-20)	16	20	P	BRN	BRN	RED	/1-01 (/7-01)	/1-02 (/7-03)	BLUE (—)	/14-03 (/8-207)	/14-03 (/8-208)	/30-05 (/30-25)
			M39029/4-113 (M39029/4-004) (M39029/4-12-12) (M83723/33B12)	12	12	P	BRN	BRN	ORN	/1-01	/1-02	YELLOW	/14-04 (/8-209)	/14-04 (/8-210)	/30-07 (/30-27)
			M39029/4-114 (M39029/4-005) (M39029/4-12-16)	12	16	P	BRN	BRN	YEL	/1-01	/1-02	YELLOW	/14-04 (/8-209)	/14-04 (/8-210)	/30-06 (/30-26)
			M39029/5-115 (M39029/5-001) (M39029/5-20-20) (M83723-34B20)	20	20	S	BRN	BRN	GRN	/1-01 (/2-01) (/7-01)	/1-02 (/2-02) (/7-02)	RED (—) (—)	/14-11 (/8-05)	/14-11 (/8-06)	/30-05 (/30-25)
			M39029/5-116 (M39029/5-002) (M39029/5-16-16) (M83723-34B16)	16	16	S	BRN	BRN	BLU	/1-01 (/7-01)	/1-02 (/7-03)	BLUE (—)	/14-03 (/8-07)	/14-03 (/8-08)	/30-06 (/30-26)
			M39029/5-117 (M39029/5-003) (M39029/5-16-20)	16	20	S	BRN	BRN	VIO	/1-01 (/7-01)	/1-02 (/7-03)	BLUE (—)	/14-03 (/8-207)	/14-03 (/8-208)	/30-05 (/30-25)
			M39029/5-118 (M39029/5-004) (M39029/5-12-12) (M83723/34B12)	12	12	S	BRN	BRN	GRA	/1-01	/1-02	YELLOW	/14-04 (/8-209)	/14-04 (/8-210)	/30-07 (/30-27)
			M39029/5-119 (M39029/5-005) (M39029/5-12-16)	12	16	S	BRN	BRN	WHT	/1-01	/1-02	YELLOW	/14-04 (/8-209)	/14-04 (/8-210)	/30-06 (/30-26)
			M39029/9-132 (M39029/9-20-20-C1)	20	20	P	BRN	ORN	RED	/1-01 (/2-01)	/1-02 (/2-02)	RED (—)	/14-11	/14-11	/30-05 (/30-25)
			M39029/9-133 (M39029/9-20-20-C2)	20	20	P	BRN	ORN	ORN	/1-01 (/2-01)	/1-02 (/2-02)	RED (—)	/14-11	/14-11	/30-05 (/30-25)
			M39029/9-134 (M39029/9-20-20-C3)	20	20	P	BRN	ORN	YEL	/1-01 (/2-01)	/1-02 (/2-02)	RED (—)	/14-11	/14-11	/30-05 (/30-25)
			M39029/9-135 (M39029/9-20-20-C4)	20	20	P	BRN	ORN	GRN	/1-01 (/2-01)	/1-02 (/2-02)	RED (—)	/14-11	/14-11	/30-05 (/30-25)
			M39029/9-136 (M39029/9-20-20-C5)	20	20	P	BRN	ORN	BLU	/1-01 (/2-01)	/1-02 (/2-02)	RED (—)	/14-11	/14-11	/30-05 (/30-25)
			M39029/9-514 (5000-070-516)	16	16	P	GRN	BRN	YEL	/1-01 (/7-01)	/1-02 (/7-03)	BLUE (—)	/14-03	/14-03	/30-06 (/30-26)
			M39029/9-515 (5000-070-416)	16	16	P	GRN	BRN	GRN	/1-01 (/7-01)	/1-02 (/7-03)	BLUE (—)	/14-03	/14-03	/30-06 (/30-26)
			M39029/9-516 (5000-070-116)	16	16	P	GRN	BRN	BLU	/1-01 (/7-01)	/1-02 (/7-03)	BLUE (—)	/14-03	/14-03	/30-06 (/30-26)
			M39029/9-517 (5000-070-216)	16	16	P	GRN	BRN	VIO	/1-01 (/7-01)	/1-02 (/7-03)	BLUE (—)	/14-03	/14-03	/30-06 (/30-26)
			M39029/9-518 (5000-070-316)	16	16	P	GRN	BRN	GRA	/1-01 (/7-01)	/1-02 (/7-03)	BLUE (—)	/14-03	/14-03	/30-06 (/30-26)
			M39029/10-138 (M39029/10-20-20-C1)	20	20	S	BRN	ORN	GRA	/1-01 (/2-01)	/1-02 (/2-02)	RED (—)	/14-11 (/8-205)	/14-11 (/8-206)	/30-05 (/30-25)
			M39029/10-139 (M39029/10-20-20-C2)	20	20	S	BRN	ORN	WHT	/1-01 (/2-01)	/1-02 (/2-02)	RED (—)	/14-11 (/8-205)	/14-11 (/8-206)	/30-05 (/30-25)
			M39029/10-140 (M39029/10-20-20-C3)	20	20	S	BRN	YEL	BLK	/1-01 (/2-01)	/1-02 (/2-02)	RED (—)	/14-11 (/8-205)	/14-11 (/8-206)	/30-05 (/30-25)

MIL-HDBK-1646

APPENDIX A

TABLE A-I. Connector, contact, tool information for power contacts - Continued.

CONNECTOR			CONTACT							CRIMP TOOL (22520/X)			INSTALL/REMOVAL TOOL (81969/X)		
SPECIFICATION (SUPERSEDED) SERIES	PART NUMBER (CANCELLED)	DESCRIPTION	PART NUMBER (SUPERSEDED)	SIZE		PIN OR SOCKET	BIN COLOR			TOOL (ALTERNATE)	POSITIONER / LOCATOR / DIE (ALTERNATE)	SETTING (ALTERNATE)	INSTALL (ALTERNATE)	WIRED REMOVAL (ALTERNATE)	UNWIRED REMOVAL [6] (TIP REPLACE)
				MATING END	WIRE BARREL		1ST (WIDE)	2ND	3RD						
MIL-DTL-83733 (MIL-C-83733) —	M83723/1 to /12	RECTANGULAR MINIATURE RACK AND PANEL REAR RELEASE CONTACTS	M39029/10-141 (M39029/10-20-C4)	20	20	S	BRN	YEL	BRN	/1-01 (/2-01)	/1-02 (/2-02)	RED (—)	/14-11 (/8-205)	/14-11 (/8-206)	/30-05 (/30-25)
			M39029/10-142 (M39029/10-20-20-C5)	20	20	S	BRN	YEL	RED	/1-01 (/2-01)	/1-02 (/2-02)	RED (—)	/14-11 (/8-205)	/14-11 (/8-206)	/30-05 (/30-25)
			M39029/10-519 (5000-108-516)	16	16	S	GRN	BRN	WHT	/1-01 (/7-01)	/1-02 (/7-03)	BLUE (—)	/14-03 (/8-207)	/14-03 (/8-208)	/30-06 (/30-26)
			M39029/10-520 (5000-108-416)	16	16	S	GRN	RED	BLK	/1-01 (/7-01)	/1-02 (/7-03)	BLUE (—)	/14-03 (/8-207)	/14-03 (/8-208)	/30-06 (/30-26)
			M39029/10-521 (5000-108-116)	16	16	S	GRN	RED	BRN	/1-01 (/7-01)	/1-02 (/7-03)	BLUE (—)	/14-03 (/8-207)	/14-03 (/8-208)	/30-06 (/30-26)
			M39029/10-522 (5000-108-216)	16	16	S	GRN	RED	RED	/1-01 (/7-01)	/1-02 (/7-03)	BLUE (—)	/14-03 (/8-207)	/14-03 (/8-208)	/30-06 (/30-26)
			M39029/10-523 (5000-108-316)	16	16	S	GRN	RED	ORN	/1-01 (/7-01)	/1-02 (/7-03)	BLUE (—)	/14-03 (/8-207)	/14-03 (/8-208)	/30-06 (/30-26)
			M39029/57-354 (M24308/12-1) (MS27491-22D) (MS27492-22D)	22	22D	S	ORN	GRN	YEL	/2-01 (/7-01)	/2-06 (/7-06)	— (—)	/14-01 (/8-01) (/8-301)	/14-01 (/8-02) (/8-302)	/30-08 (/30-28)
			M39029/58-360 (M24308/13-1) (MS27493-22D) (MS27494-22D)	22	22D	P	ORN	BLU	BLK	/2-01 (/7-01)	/2-09 (/7-07)	— (—)	/14-01 (/8-01) (/8-301)	/14-01 (/8-02) (/8-302)	/30-08 (/30-28)
			M39029/58-986	22	22D	P	WHT	GRA	BLU	/2-01 (/7-01)	/2-09 (/7-07)	— (—)	/14-01 (/8-01) (/8-301)	/14-01 (/8-02) (/8-302)	/30-08 (/30-28)
			M39029/71-390 (M39029/71-1)	22	—	P	ORN	WHT	BLK	—	—	—	/1-04 (/8-01)	/1-04 (/8-02)	—
			M39029/71-391 (M39029/71-2)	22	—	P	ORN	WHT	BRN	—	—	—	/1-04 (/8-01)	/1-04 (/8-02)	—
			M39029/71-392 (M39029/71-3)	22	—	P	ORN	WHT	RED	—	—	—	/1-04 (/8-01)	/1-04 (/8-02)	—
			M39029/87-470 (M39029/87222C1)	22	22D	P	YEL	VIO	BLK	/2-01 (/7-01)	/2-09 (/7-07)	— (—)	/14-01 (/8-01)	/14-01 (/8-02)	/30-08 (/30-28)
			M39029/87-471 (M39029/87222C2)	22	22D	P	YEL	VIO	BRN	/2-01 (/7-01)	/2-09 (/7-07)	— (—)	/14-01 (/8-01)	/14-01 (/8-02)	/30-08 (/30-28)
			M39029/87-472 (M39029/87222C3)	22	22D	P	YEL	VIO	RED	/2-01 (/7-01)	/2-09 (/7-07)	— (—)	/14-01 (/8-01)	/14-01 (/8-02)	/30-08 (/30-28)
			M39029/87-473 (M39029/87222C4)	22	22D	P	YEL	VIO	ORN	/2-01 (/7-01)	/2-09 (/7-07)	— (—)	/14-01 (/8-01)	/14-01 (/8-02)	/30-08 (/30-28)
			M39029/89-494 (M39029/89222C1)	22	22D	S	YEL	WHT	YEL	/2-01 (/7-01)	/2-06 (/7-06)	— (—)	/14-01 (/8-01)	/14-01 (/8-02)	/30-08 (/30-28)
			M39029/89-495 (M39029/89222C2)	22	22D	S	YEL	WHT	GRN	/2-01 (/7-01)	/2-06 (/7-06)	— (—)	/14-01 (/8-01)	/14-01 (/8-02)	/30-08 (/30-28)
			M39029/89-496 (M39029/89222C3)	22	22D	S	YEL	WHT	BLU	/2-01 (/7-01)	/2-06 (/7-06)	— (—)	/14-01 (/8-01)	/14-01 (/8-02)	/30-08 (/30-28)
			M39029/89-497 (M39029/89222C4)	22	22D	S	YEL	WHT	VIO	/2-01 (/7-01)	/2-06 (/7-06)	— (—)	/14-01 (/8-01)	/14-01 (/8-02)	/30-08 (/30-28)
SAE-A585028 (MIL-C-85028) —	M85028/1, /2	RECTANGULAR, POLARIZED CENTER	M39029/69-384 (M39029/69-1)	16	24	S	ORN	GRA	YEL	/1-01	/1-17	—	/23-02 (DAK-16S-S [1/])	/22-01 (DRK222 [1/])	—
			M39029/69-385 (M39029/69-2)	16	20	S	ORN	GRA	GRN	/1-01	/1-17	—	/23-02 (DAK-16S-S [1/])	/22-01 (DRK222 [1/])	—
			M39029/69-386 (M39029/69-3)	16	16	S	ORN	GRA	BLU	/1-01	/1-17	—	/23-02 (DAK-16S-S [1/])	/22-01 (DRK222 [1/])	—
			M39029/70-387 (M39029/70-1)	16	24	P	ORN	GRA	VIO	/1-01	/1-17	—	/23-01 (DAK1-16P-S [1/])	/22-01 (DRK222 [1/])	—
			M39029/70-388 (M39029/70-2)	16	20	P	ORN	GRA	GRA	/1-01	/1-17	—	/23-01 (DAK1-16P-S [1/])	/22-01 (DRK222 [1/])	—
			M39029/70-389 (M39029/70-3)	16	16	P	ORN	GRA	WHT	/1-01	/1-17	—	/23-01 (DAK1-16P-S [1/])	/22-01 (DRK222 [1/])	—

MIL-HDBK-1646

APPENDIX A

TABLE A-I. Connector, contact, tool information for power contacts - Continued.

NOTES:

[1/] Note that this is a sole source tool/positioner. It is not qualified, but approved for this application.

[2/] See slash sheet for additional wire sizes (with bushing requirements).

[3/] Note that the slash sheet for this part number is cancelled.

[4/] Note that these contacts are listed to avoid confusion with the use of BIN codes. These Defense Supply Center Columbus (DSCC) drawings (i.e., 62003 and 62004) do not form a part of AS39029.

[5/] Note that BIN code 190 is for internal black box wiring and should not be used in airframe wiring.

[6/] For M81969/30 unwired removal tools, there are kits that provide multiple tips along with the M81969/30-20 handle assembly.

M81969/30-19 contains tips -21 thru -33. M81969/30-34 contains tips -21 thru -24. M81969/30-35 contains tips -25 thru -27.

M81969/30-36 contains tips -28 thru -36.

MIL-HDBK-1646
APPENDIX B

SERVICE TOOL SELECTION FOR M39029 SHIELDED CONTACTS

B.1 SCOPE

B.1.1 Scope. This appendix provides information on the selection of service tools used when working with M39029 shielded contacts as part of the EWIS. The information contained in this appendix is intended for guidance only.

B.2 APPLICABLE DOCUMENTS

B.2.1 Government documents. The documents listed below are those applicable to this appendix.

MIL-DTL-22520	-	Crimping Tools, Wire Termination, General Specification for
MIL-DTL-26482	-	Connectors, Electrical, Circular, Miniature, Quick Disconnect, Environment (Resisting), Receptacles and Plugs, General Specification for
MIL-DTL-26500	-	Connectors, General Purpose, Electrical, Miniature, Circular, Environment Resisting, General Specification for (Inactive for New Design)
MIL-DTL-26518	-	Connectors, Electrical, Miniature, Rack and Panel, Environment Resistant, 200 Degrees C Ambient Temperature, General Specification for (Inactive for New Design)
MIL-DTL-28748	-	Connector, Plug and Receptacle, Rectangular, Rack and Panel Solder Type and Crimp Type Contacts General Specification for
MIL-DTL-28748/9	-	Connectors, Electrical, Rectangular, Rack and Panel, Polarized Center Jackscrew or Guidepin Style Crimp Type Removable Pin Contacts, Size 16
MIL-DTL-28748/10	-	Connectors, Electrical, Rectangular, Rack and Panel, Polarized Center Jackscrew or Guidepin Style Crimp Type Removable Socket Contacts, Size 16
MIL-DTL-28840	-	Connectors, Electrical, Circular, Threaded, High Shock, High Density, Shipboard, Class D, General Specification for
MIL-DTL-38999	-	Connectors, Electrical, Circular, Miniature, High Density, Quick Disconnect (Bayonet, Threaded, or Breech Coupling), Environment Resistant with Crimp Removable Contacts or Hermetically Sealed with Fixed, Solderable Contacts General Specification for
MIL-I-81969	-	Installing and Removal Tools, Connector Electrical Contact, General Specification for

MIL-HDBK-1646 APPENDIX B

MIL-DTL-83527	-	Connectors, Plug and Receptacle, Electrical, Rectangular Multiple Insert Type, Rack to Panel, Environment Resisting, 150 Degrees C Total Continuous Operating Temperature, General Specification for
MIL-DTL-83723	-	Connectors, Electrical, (Circular, Environment Resisting), Receptacles and Plugs, General Specification for
MIL-DTL-83733	-	Connectors, Electrical Miniature, Rectangular Type, Rack to Panel, Environment Resisting, 200 Degrees C Total Continuous Operating Temperature, General Specification for

(Copies of these documents are available online at <http://quicksearch.dla.mil/>.)

SOCIETY OF AUTOMOTIVE ENGINEERS (SAE) INTERNATIONAL

SAE AS39029	-	Contacts, Electrical Connector, General Specification for (DoD adopted)
SAE AS81511	-	Connectors, Electrical, Circular, High Density, Quick Disconnect, Environment Resisting and Accessories, General Specification for (DoD adopted)
SAE AS81703	-	Connectors, Electric, Circular, Miniature, Rack and Panel or Push-Pull Coupling, Environment Resisting (DoD adopted)

(Copies of these documents are available online at <http://www.sae.org/>.)

B.3 GUIDANCE

B.3.1 Tool selection. Figure B-1 illustrates how the connector and contact data can be used to determine the correct insertion and removal tools (MIL-I-81969) and crimping tools (MIL-DTL-22520). Note that the tables B-I and B-II contain similar information as given on table A-I of Appendix A. Tables B-I and B-II have been separated so that the data presented can fit in a simple, legible format on each page.

B.3.2 Table B-I format. This table lists the connector specification and part number in alpha-numeric order in the first column along with their corresponding shielded contacts. Also listed are the associated contacts, their size, and BIN code.

B.3.3 Table B-II format. Table B-II lists the shielded contacts by part number in alpha-numeric order in the first column along with their corresponding contact size, BIN code, crimp tool, positioner/locator/die, and setting (for both inner/center contact and outer shield termination. The information for the contact removal and installation tools and the unwired contact removal tool and separate replacement tip is also provided.

B.3.4 Information contained in tables B-I and B-II for alternate, superseded, or obsolete tool or contact part numbers. Alternate, superseded, or obsolete tool or contact part number

MIL-HDBK-1646 APPENDIX B

designation is provided when available. It is shown as the second number in the same block, in parentheses. If the block is empty, the applicable specification did not contain that information. Contact the cognizant engineering authority (CEA) for guidance.

B.3.5 Contact color code information. Definition/acronyms for contact color codes are given in Appendix C, table C-IV.

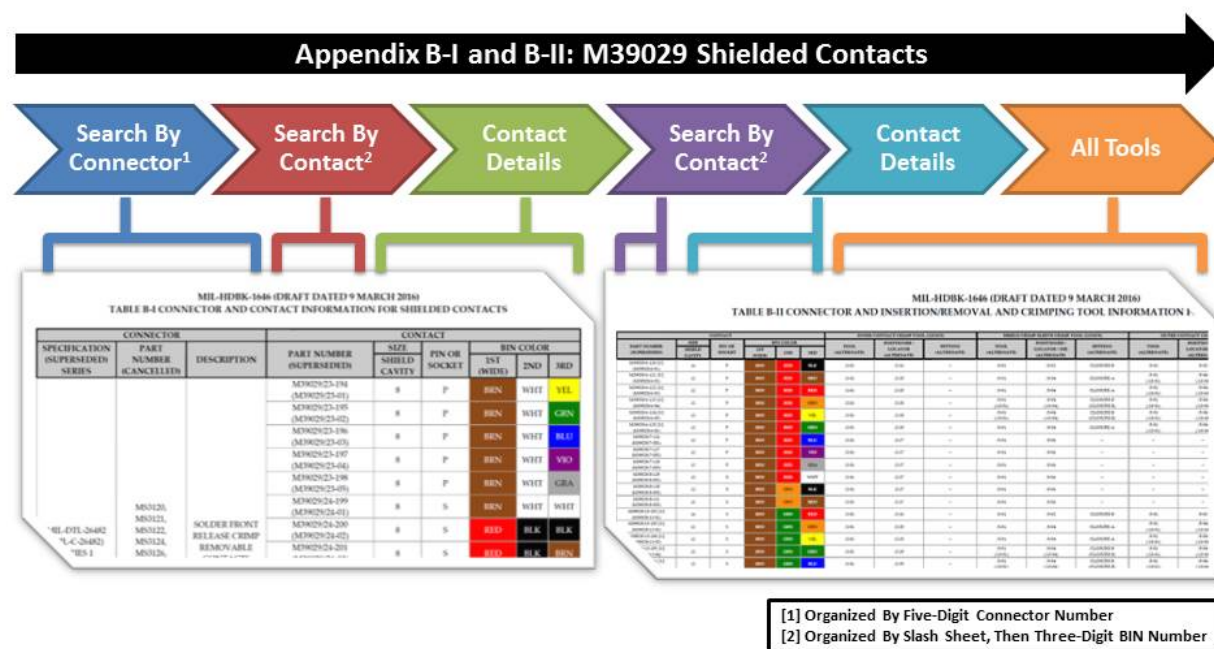


FIGURE B-1. An illustration of the data in tables B-I and B-II and how to use this information to find the tooling needed for connector repair.

MIL-HDBK-1646
APPENDIX B

TABLE B-I. Connector and contact information for shielded contacts.

CONNECTOR			CONTACT					
SPECIFICATION (SUPERSEDED) SERIES	PART NUMBER (CANCELLED)	DESCRIPTION	PART NUMBER (SUPERSEDED)	SIZE	PIN OR SOCKET	BIN COLOR		
				SHIELD CAVITY		1ST (WIDE)	2ND	3RD
MIL-DTL-26482 (MIL-C-26482) SERIES 1	MS3120, MS3121, MS3122, MS3124, MS3126, MS3127, MS3128	SOLDER FRONT RELEASE CRIMP REMOVABLE CONTACTS	M39029/23-194 (M39029/23-01)	8	P	BRN	WHT	YEL
			M39029/23-195 (M39029/23-02)	8	P	BRN	WHT	GRN
			M39029/23-196 (M39029/23-03)	8	P	BRN	WHT	BLU
			M39029/23-197 (M39029/23-04)	8	P	BRN	WHT	VIO
			M39029/23-198 (M39029/23-05)	8	P	BRN	WHT	GRA
			M39029/24-199 (M39029/24-01)	8	S	BRN	WHT	WHT
			M39029/24-200 (M39029/24-02)	8	S	RED	BLK	BLK
			M39029/24-201 (M39029/24-03)	8	S	RED	BLK	BRN
			M39029/24-202 (M39029/24-04)	8	S	RED	BLK	RED
			M39029/24-203 (M39029/24-05)	8	S	RED	BLK	ORN
			M39029/25-204 (M39029/25-01)	12	P	RED	BLK	YEL
			M39029/25-205 (M39029/25-02)	12	P	RED	BLK	GRN
			M39029/26-207 (M39029/26-01)	12	S	RED	BLK	VIO
			M39029/26-208 (M39029/26-02)	12	S	RED	BLK	GRA
MIL-DTL-26482 (MIL-C-26482) SERIES 2	MS3470 to MS3477, MS3479	REAR RELEASE CRIMP REMOVABLE	M39029/7-126 (M39029/7-001)	12	P	BRN	RED	BLU
			M39029/7-127 (M39029/7-002)	12	P	BRN	RED	VIO
			M39029/7-128 (M39029/7-003)	12	P	BRN	RED	GRA
			M39029/8-129 (M39029/8-001)	12	S	BRN	RED	WHT
			M39029/8-130 (M39029/8-002)	12	S	BRN	ORN	BLK
			M39029/8-131 (M39029/8-003)	12	S	BRN	ORN	BRN
			M39029/73-396 (M39029/73-12A)	12	S	ORN	WHT	BLU
			M39029/73-397 (M39029/73-12C)	12	S	ORN	WHT	VIO
			M39029/73-398 (M39029/73-12B)	12	S	ORN	WHT	GRA
			M39029/73-555	12	S	GRN	GRN	GRN
			M39029/74-399 (M39029/74-12A)	12	P	ORN	WHT	WHT
			M39029/74-400 (M39029/74-12C)	12	P	YEL	BLK	BLK
			M39029/74-401 (M39029/74-12B)	12	P	YEL	BLK	BRN

MIL-HDBK-1646

APPENDIX B

TABLE B-I. Connector and contact information for shielded contacts - Continued.

CONNECTOR			CONTACT					
SPECIFICATION (SUPERSEDED) SERIES	PART NUMBER (CANCELLED)	DESCRIPTION	PART NUMBER (SUPERSEDED)	SIZE	PIN OR SOCKET	BIN COLOR		
				SHIELD CAVITY		1ST (WIDE)	2ND	3RD
MIL-DTL-26500 (MIL-C-26500) --	MS24264, MS24265, MS24266, MS27613, MS27614, MS27615	THREADED AND BAYONET COUPLING	M39029/54-342 (MS27184-22P)	12	P	ORN	YEL	RED
			M39029/54-343 (MS27184-20P)	8	P	ORN	YEL	ORN
			M39029/55-344 (MS27185-22S)	12	S	ORN	YEL	YEL
			M39029/55-345 (MS27185-20S)	8	S	ORN	YEL	GRN
MIL-DTL-26518 (MIL-C-26518) --	MS24285, MS24286	RECTANGULAR MINIATURE RACK AND PANEL REAR RELEASE CONTACTS	M39029/54-342 (MS27184-22P)	12	P	ORN	YEL	RED
			M39029/54-343 (MS27184-20P)	8	P	ORN	YEL	ORN
			M39029/55-344 (MS27185-22S)	12	S	ORN	YEL	YEL
			M39029/55-345 (MS27185-20S)	8	S	ORN	YEL	GRN
MIL-DTL-28748 (MIL-C-28748) /10	M28748/10	RECTANGULAR RACK AND PANEL POLARIZED CENTER	M39029/80-438 (M39029/80-16A)	16	S	YEL	ORN	GRA
			M39029/80-439 (M39029/80-16B)	16	S	YEL	ORN	WHT
MIL-DTL-28748 (MIL-C-28748) /9	M28748/9	RECTANGULAR RACK AND PANEL POLARIZED CENTER	M39029/79-436 (M39029/79-16A)	16	P	YEL	ORN	BLU
			M39029/79-437 (M39029/79-16B)	16	P	YEL	ORN	VIO
MIL-DTL-28840 (MIL-C-28840) --	M28840/10, /11, /12, /14, /16	HIGH SHOCK HIGH DENSITY	M39029/104-556	8	P	GRN	GRN	BLU
			M39029/105-557 [3/]	8	S	GRN	GRN	VIO
MIL-DTL-38999 (MIL-C-38999) SERIES I	MS27466 to MS27468, MS27496, MS27505, MS27515, MS27652, MS27653, MS27654, MS27656, MS27661, MS27662	SCOOP-PROOF BAYONET COUPLING	M39029/28-211 (M39029/28-12A)	12	P	RED	BRN	BRN
			M39029/28-409 (M39029/28-12B)	12	P	YEL	BLK	WHT
			M39029/28-410 (M39029/28-12C)	12	P	YEL	BRN	BLK
			M39029/28-411 (M39029/28-12D)	12	P	YEL	BRN	BRN
			M39029/28-412 (M39029/28-12E)	12	P	YEL	BRN	RED
			M39029/28-413 (M39029/28-12F)	12	P	YEL	BRN	ORN
			M39029/28-414 (M39029/28-12G)	12	P	YEL	BRN	YEL
			M39029/28-415 (M39029/28-12H)	12	P	YEL	BRN	GRN
			M39029/59-366 (MS27535)	8	S	ORN	BLU	BLU
			M39029/60-367 (MS27536)	8	P	ORN	BLU	VIO
			M39029/75-416 (M39029/75-12A)	12	S	YEL	BRN	BLU
			M39029/75-417 (M39029/75-12B)	12	S	YEL	BRN	VIO
			M39029/75-418 (M39029/75-12C)	12	S	YEL	BRN	GRA
			M39029/75-419 (M39029/75-12D)	12	S	YEL	BRN	WHT
			M39029/75-420 (M39029/75-12E)	12	S	YEL	RED	BLK
			M39029/75-421 (M39029/75-12F)	12	S	YEL	RED	BRN
			M39029/75-422 (M39029/75-12G)	12	S	YEL	RED	RED

MIL-HDBK-1646

APPENDIX B

TABLE B-I. Connector and contact information for shielded contacts - Continued.

CONNECTOR			CONTACT					
SPECIFICATION (SUPERSEDED) SERIES	PART NUMBER (CANCELLED)	DESCRIPTION	PART NUMBER (SUPERSEDED)	SIZE	PIN OR SOCKET	BIN COLOR		
				SHIELD CAVITY		1ST (WIDE)	2ND	3RD
MIL-DTL-38999 (MIL-C-38999) SERIES I	MS27466 to MS27468, MS27496, MS27505, MS27515, MS27652, MS27653, MS27654, MS27656, MS27661, MS27662	SCOOP-PROOF BAYONET COUPLING	M39029/75-423 (MS39029/28-12H)	12	S	YEL	RED	ORN
			M39029/76-424 (M39029/76-16A)	16	P	YEL	RED	YEL
			M39029/76-425 (M39029/76-16B)	16	P	YEL	RED	GRN
			M39029/77-428 (M39029/77-16A)	16	S	YEL	RED	GRA
			M39029/77-429 (M39029/77-16B)	16	S	YEL	RED	WHT
			M39029/102-558	12	P	GRN	GRN	GRA
			M39029/103-559	12	S	GRN	GRN	WHT
			M39029/113-625	8	P	BLU	RED	GRN
			M39029/6200-936 [4/] (DSCC 62004)	12	P	WHT	ORN	BLU
MIL-DTL-38999 (MIL-C-38999) SERIES II	MS27472 to MS27474, MS27479, MS27480, MS27484, MS27497, MS27499, MS27500, MS27508, MS27513	NON-SCOOP- PROOF SILHOUETTE	M39029/27-210 (M39029/27-12A)	12	S	RED	BRN	BLK
			M39029/27-402 (M39029/27-12B)	12	S	YEL	BLK	RED
			M39029/27-403 (M39029/27-12C)	12	S	YEL	BLK	ORN
			M39029/27-404 (M39029/27-12D)	12	S	YEL	BLK	YEL
			M39029/27-405 (M39029/27-12E)	12	S	YEL	BLK	GRN
			M39029/27-406 (M39029/27-12F)	12	S	YEL	BLK	BLU
			M39029/27-407 (M39029/27-12G)	12	S	YEL	BLK	VIO
			M39029/27-408 (M39029/27-12H)	12	S	YEL	BLK	GRA
			M39029/28-211 (M39029/28-12A)	12	P	RED	BRN	BRN
			M39029/28-409 (M39029/28-12B)	12	P	YEL	BLK	WHT
			M39029/28-410 (M39029/28-12C)	12	P	YEL	BRN	BLK
			M39029/28-411 (M39029/28-12D)	12	P	YEL	BRN	BRN
			M39029/28-412 (M39029/28-12E)	12	P	YEL	BRN	RED
			M39029/28-413 (M39029/28-12F)	12	P	YEL	BRN	ORN
			M39029/28-414 (M39029/28-12G)	12	P	YEL	BRN	YEL
			M39029/28-415 (M39029/28-12H)	12	P	YEL	BRN	GRN
			M39029/76-424 (M39029/76-16A)	16	P	YEL	RED	YEL
			M39029/76-425 (M39029/76-16B)	16	P	YEL	RED	GRN
			M39029/78-432 (M39029/78-16A)	16	S	YEL	ORN	RED
			M39029/78-433 (M39029/78-16B)	16	S	YEL	ORN	ORN
			M39029/102-558	12	P	GRN	GRN	GRA

MIL-HDBK-1646

APPENDIX B

TABLE B-I. Connector and contact information for shielded contacts - Continued.

CONNECTOR			CONTACT					
SPECIFICATION (SUPERSEDED) SERIES	PART NUMBER (CANCELLED)	DESCRIPTION	PART NUMBER (SUPERSEDED)	SIZE	PIN OR SOCKET	BIN COLOR		
				SHIELD CAVITY		1ST (WIDE)	2ND	3RD
MIL-DTL-38999 (MIL-C-38999) SERIES III	M38999/20, /24, /26	SCOOP-PROOF COUPLING	M39029/28-211 (M39029/28-12A)	12	P	RED	BRN	BRN
			M39029/28-409 (M39029/28-12B)	12	P	YEL	BLK	WHT
			M39029/28-410 (M39029/28-12C)	12	P	YEL	BRN	BLK
			M39029/28-411 (M39029/28-12D)	12	P	YEL	BRN	BRN
			M39029/28-412 (M39029/28-12E)	12	P	YEL	BRN	RED
			M39029/28-413 (M39029/28-12F)	12	P	YEL	BRN	ORN
			M39029/28-414 (M39029/28-12G)	12	P	YEL	BRN	YEL
			M39029/28-415 (M39029/28-12H)	12	P	YEL	BRN	GRN
			M39029/59-366 (MS27535)	8	S	ORN	BLU	BLU
			M39029/60-367 (MS27536)	8	P	ORN	BLU	VIO
			M39029/75-416 (M39029/75-12A)	12	S	YEL	BRN	BLU
			M39029/75-417 (M39029/75-12B)	12	S	YEL	BRN	VIO
			M39029/75-418 (M39029/75-12C)	12	S	YEL	BRN	GRA
			M39029/75-419 (M39029/75-12D)	12	S	YEL	BRN	WHT
			M39029/75-420 (M39029/75-12E)	12	S	YEL	RED	BLK
			M39029/75-421 (M39029/75-12F)	12	S	YEL	RED	BRN
			M39029/75-422 (M39029/75-12G)	12	S	YEL	RED	RED
			M39029/75-423 (MS39029/28-12H)	12	S	YEL	RED	ORN
			M39029/76-424 (M39029/76-16A)	16	P	YEL	RED	YEL
			M39029/76-425 (M39029/76-16B)	16	P	YEL	RED	GRN
			M39029/77-428 (M39029/77-16A)	16	S	YEL	RED	GRA
			M39029/77-429 (M39029/77-16B)	16	S	YEL	RED	WHT
			M39029/90-529	8	P	GRN	RED	WHT
			M39029/91-530	8	S	GRN	ORN	BLK
			M39029/102-558	12	P	GRN	GRN	GRA
			M39029/103-559	12	S	GRN	GRN	WHT
			M39029/113-625	8	P	BLU	RED	GRN
			M39029/114-628	8	S	BLU	RED	GRA
			M39029/6200-936 [4/] (DSCC 62004)	12	P	WHT	ORN	BLU
			M39029/62003-926 [4/] (DSCC 62003)	12	S	WHT	RED	BLU
MIL-DTL-38999 (MIL-C-38999) SERIES IV	M38999/40, /42, /44, /46, /47, /49	SCOOP-PROOF BREECH COUPLING	M39029/28-211 (M39029/28-12A)	12	P	RED	BRN	BRN
			M39029/28-409 (M39029/28-12B)	12	P	YEL	BLK	WHT
			M39029/28-410 (M39029/28-12C)	12	P	YEL	BRN	BLK

MIL-HDBK-1646

APPENDIX B

TABLE B-I. Connector and contact information for shielded contacts - Continued.

CONNECTOR			CONTACT					
SPECIFICATION (SUPERSEDED) SERIES	PART NUMBER (CANCELLED)	DESCRIPTION	PART NUMBER (SUPERSEDED)	SIZE	PIN OR SOCKET	BIN COLOR		
				SHIELD CAVITY		1ST (WIDE)	2ND	3RD
MIL-DTL-38999 (MIL-C-38999) SERIES IV	M38999/40, /42, /44, /46, /47, /49	SCOOP-PROOF BREECH COUPLING	M39029/28-411 (M39029/28-12D)	12	P	YEL	BRN	BRN
			M39029/28-412 (M39029/28-12E)	12	P	YEL	BRN	RED
			M39029/28-413 (M39029/28-12F)	12	P	YEL	BRN	ORN
			M39029/28-414 (M39029/28-12G)	12	P	YEL	BRN	YEL
			M39029/28-415 (M39029/28-12H)	12	P	YEL	BRN	GRN
			M39029/59-366 (MS27535)	8	S	ORN	BLU	BLU
			M39029/60-367 (MS27536)	8	P	ORN	BLU	VIO
			M39029/75-416 (M39029/75-12A)	12	S	YEL	BRN	BLU
			M39029/75-417 (M39029/75-12B)	12	S	YEL	BRN	VIO
			M39029/75-418 (M39029/75-12C)	12	S	YEL	BRN	GRA
			M39029/75-419 (M39029/75-12D)	12	S	YEL	BRN	WHT
			M39029/75-420 (M39029/75-12E)	12	S	YEL	RED	BLK
			M39029/75-421 (M39029/75-12F)	12	S	YEL	RED	BRN
			M39029/75-422 (M39029/75-12G)	12	S	YEL	RED	RED
			M39029/75-423 (M39029/28-12H)	12	S	YEL	RED	ORN
			M39029/76-424 (M39029/76-16A)	16	P	YEL	RED	YEL
			M39029/76-425 (M39029/76-16B)	16	P	YEL	RED	GRN
			M39029/77-428 (M39029/77-16A)	16	S	YEL	RED	GRA
			M39029/77-429 (M39029/77-16B)	16	S	YEL	RED	WHT
			M39029/102-558	12	P	GRN	GRN	GRA
			M39029/103-559	12	S	GRN	GRN	WHT
			M39029/113-625	8	P	BLU	RED	GRN
			M39029/114-628	8	S	BLU	RED	GRA
			M39029/6200-936 [4/] (DSCC 62004)	12	P	WHT	ORN	BLU
			M39029/62003-926 [4/] (DSCC 62003)	12	S	WHT	RED	BLU
SAE AS81511 (MIL-C-81511) SERIES 1	M81511/21, /23, /25, /26 (/35 to /38)	LONG SHELL, GANG CONTACT RELEASE	M39029/6-120 [3/] (M39029/6-01)	16	P	BRN	RED	BLK
			M39029/6-121 [3/] (M39029/6-02)	12	P	BRN	RED	BRN
			M39029/6-122 [3/] (M39029/6-03)	12	P	BRN	RED	RED
			M39029/6-123 [3/] (M39029/6-04)	12	P	BRN	RED	ORN
			M39029/6-124 [3/] (M39029/6-05)	12	P	BRN	RED	YEL
			M39029/6-125 [3/] (M39029/6-06)	12	P	BRN	RED	GRN
			M39029/13-152 [3/] (M39029/13-01)	16	S	BRN	GRN	RED

MIL-HDBK-1646

APPENDIX B

TABLE B-I. Connector and contact information for shielded contacts - Continued.

CONNECTOR			CONTACT					
SPECIFICATION (SUPERSEDED) SERIES	PART NUMBER (CANCELLED)	DESCRIPTION	PART NUMBER (SUPERSEDED)	SIZE	PIN OR SOCKET	BIN COLOR		
				SHIELD CAVITY		1ST (WIDE)	2ND	3RD
SAE AS81511 (MIL-C-81511) SERIES 1	M81511/21, /23, /25, /26 (/35 to /38)	LONG SHELL, GANG CONTACT RELEASE	M39029/13-153 [3/] (M39029/13-02)	12	S	BRN	GRN	ORN
			M39029/13-154 [3/] (M39029/13-03)	12	S	BRN	GRN	YEL
			M39029/13-155 [3/] (M39029/13-04)	12	S	BRN	GRN	GRN
			M39029/13-156 [3/] (M39029/13-05)	12	S	BRN	GRN	BLU
			M39029/13-157 [3/] (M39029/13-06)	12	S	BRN	GRN	VIO
SAE AS81511 (MIL-C-81511) SERIES 2	M81511/1, /3, /5, /6	SHORT SHELL, GANG CONTACT RELEASE	M39029/6-120 [3/] (M39029/6-01)	16	P	BRN	RED	BLK
			M39029/6-121 [3/] (M39029/6-02)	12	P	BRN	RED	BRN
			M39029/6-122 [3/] (M39029/6-03)	12	P	BRN	RED	RED
			M39029/6-123 [3/] (M39029/6-04)	12	P	BRN	RED	ORN
			M39029/6-124 [3/] (M39029/6-05)	12	P	BRN	RED	YEL
			M39029/6-125 [3/] (M39029/6-06)	12	P	BRN	RED	GRN
			M39029/14-158 [3/] (M39029/14-01)	16	S	BRN	GRN	GRA
			M39029/14-159 [3/] (M39029/14-02)	12	S	BRN	GRN	WHT
			M39029/14-160 [3/] (M39029/14-03)	12	S	BRN	BLU	BLK
			M39029/14-161 [3/] (M39029/14-04)	12	S	BRN	BLU	BRN
			M39029/14-162 [3/] (M39029/14-05)	12	S	BRN	BLU	RED
			M39029/14-163 [3/] (M39029/14-06)	12	S	BRN	BLU	ORN
			M39029/19-181 (M39029/19-01)	16	P	BRN	GRA	BRN
SAE AS81511 (MIL-C-81511) SERIES 3	M81511/41, /45, /46, /49	INDIVIDUAL CONTACT RELEASE	M39029/19-182 (M39029/19-02)	12	P	BRN	GRA	RED
			M39029/19-183 (M39029/19-03)	12	P	BRN	GRA	ORN
			M39029/20-184 (M39029/20-01)	16	S	BRN	GRA	YEL
			M39029/20-185 (M39029/20-02)	12	S	BRN	GRA	GRN
			M39029/20-186 (M39029/20-03)	12	S	BRN	GRA	BLU
			M39029/19-181 (M39029/19-01)	16	P	BRN	GRA	BRN
SAE AS81511 (MIL-C-81511) SERIES 4	M81511/51, /53, /55, /56	SHORT SHELL, INDIVIDUAL CONTACT RELEASE	M39029/19-182 (M39029/19-02)	12	P	BRN	GRA	RED
			M39029/19-183 (M39029/19-03)	12	P	BRN	GRA	ORN
			M39029/21-187 (M39029/21-01)	16	S	BRN	GRA	VIO
			M39029/21-188 (M39029/21-02)	12	S	BRN	GRA	GRA
			M39029/21-189 (M39029/21-03)	12	S	BRN	GRA	WHT
			M39029/19-181 (M39029/19-01)	16	P	BRN	GRA	BRN

MIL-HDBK-1646

APPENDIX B

TABLE B-I. Connector and contact information for shielded contacts - Continued.

CONNECTOR			CONTACT					
SPECIFICATION (SUPERSEDED) SERIES	PART NUMBER (CANCELLED)	DESCRIPTION	PART NUMBER (SUPERSEDED)	SIZE	PIN OR SOCKET	BIN COLOR		
				SHIELD CAVITY		1ST (WIDE)	2ND	3RD
SAE AS81703 (MIL-C-81703) SERIES 3	(MS3145), MS3146, MS3149, MS3424, MS3446, (MS3463), MS3464, MS3466, MS3467, (MS3469)	REMOVABLE REAR RELEASE CRIMP CONTACTS	M39029/7-126 (M39029/7-001)	12	P	BRN	RED	BLU
			M39029/7-127 (M39029/7-002)	12	P	BRN	RED	VIO
			M39029/7-128 (M39029/7-003)	12	P	BRN	RED	GRA
			M39029/8-129 (M39029/8-001)	12	S	BRN	RED	WHT
			M39029/8-130 (M39029/8-002)	12	S	BRN	ORN	BLK
			M39029/8-131 (M39029/8-003)	12	S	BRN	ORN	BRN
MIL-DTL-83527 (DOD-C-83527) (MIL-C-83527) --	M83527/1 to /6	RECTANGULAR MULTIPLE INSERT RACK TO PANEL	M39029/73-396 (M39029/73-12A)	12	S	ORN	WHT	BLU
			M39029/73-397 (M39029/73-12C)	12	S	ORN	WHT	VIO
			M39029/73-398 (M39029/73-12B)	12	S	ORN	WHT	GRA
			M39029/73-555	12	S	GRN	GRN	GRN
			M39029/74-399 (M39029/74-12A)	12	P	ORN	WHT	WHT
			M39029/74-400 (M39029/74-12C)	12	P	YEL	BLK	BLK
			M39029/74-401 (M39029/74-12B)	12	P	YEL	BLK	BRN
			M39029/95-545 [3/]	8	S	GRN	YEL	GRN
			M39029/96-546 [3/]	8	P	GRN	YEL	BLU
			M39029/97-547	1	P	GRN	YEL	VIO
			M39029/98-548	1	S	GRN	YEL	GRA
			M39029/99-549	5	P	GRN	YEL	WHT
			M39029/100-550 [3/]	5	S	GRN	GRN	BLK
MIL-DTL-83723 (MIL-C-83723) SERIES III	M83723/66 to /69, /71 to /78, /82 to /87, /91, /92, /94 to /98	THREADED AND BAYONET COUPLING	M39029/73-396 (M39029/73-12A)	12	S	ORN	WHT	BLU
			M39029/73-397 (M39029/73-12C)	12	S	ORN	WHT	VIO
			M39029/73-398 (M39029/73-12B)	12	S	ORN	WHT	GRA
			M39029/73-555	12	S	GRN	GRN	GRN
			M39029/74-399 (M39029/74-12A)	12	P	ORN	WHT	WHT
			M39029/74-400 (M39029/74-12C)	12	P	YEL	BLK	BLK
			M39029/74-401 (M39029/74-12B)	12	P	YEL	BLK	BRN
MIL-DTL-83733 (MIL-C-83733) --	M83723/1 to /12	RECTANGULAR MINIATURE RACK AND PANEL REAR RELEASE CONTACTS	M39029/50-340 (M83733/13-12)	12	P	ORN	YEL	BLK
			M39029/51-341 (M83733/14-12)	12	S	ORN	YEL	BRN
			M39029/73-396 (M39029/73-12A)	12	S	ORN	WHT	BLU
			M39029/73-397 (M39029/73-12C)	12	S	ORN	WHT	VIO
			M39029/73-398 (M39029/73-12B)	12	S	ORN	WHT	GRA
			M39029/73-555	12	S	GRN	GRN	GRN
			M39029/74-399 (M39029/74-12A)	12	P	ORN	WHT	WHT
			M39029/74-400 (M39029/74-12C)	12	P	YEL	BLK	BLK
			M39029/74-401 (M39029/74-12B)	12	P	YEL	BLK	BRN

MIL-HDBK-1646

APPENDIX B

TABLE B-I. Connector and contact information for shielded contacts - Continued.

NOTES:

[1/] Note that this is a sole source tool/positioner. It is not qualified, but approved for this application.

[2/] See slash sheet for additional wire sizes (with bushing requirements).

[3/] Note that the slash sheet for this part number is cancelled.

[4/] Note that these contacts are listed to avoid confusion with the use of BIN codes. These Defense Supply Center Columbus (DSCC) drawings (i.e., 62003 and 62004) do not form a part of AS39029.

[5/] Note that BIN code 190 is for internal black box wiring and should not be used in airframe wiring.

[6/] For M81969/30 unwired removal tools, there are kits that provide multiple tips along with the M81969/30-20 handle assembly. M81969/30-19 contains tips -21 thru -33. M81969/30-34 contains tips -21 thru -24. M81969/30-35 contains tips -25 thru -27. M81969/30-36 contains tips -28 thru -36.

MIL-HDBK-1646

APPENDIX B

TABLE B-II. Connector and insertion/removal and crimping tool information for shielded contacts.

CONTACT						INNER CONTACT CRIMP TOOL (22520/3)			SHIELD CRIMP SLEEVE CRIMP TOOL (22520/3)			OUTER CONTACT CRIMP TOOL (22520/3)			INSTALL/REMOVAL TOOL (8196/3)		
PART NUMBER (SUPERSEDED)	SIZE SHIELD CAVITY	PIN OR SOCKET	BIN COLOR			TOOL (ALTERNATE)	POSITIONER / LOCATOR (ALTERNATE)	SETTING (ALTERNATE)	TOOL (ALTERNATE)	POSITIONER / LOCATOR / DIE (ALTERNATE)	SETTING (ALTERNATE)	TOOL (ALTERNATE)	POSITIONER / LOCATOR / DIE (ALTERNATE)	SETTING (ALTERNATE)	INSTALL (ALTERNATE)	WIRED REMOVAL (ALTERNATE)	UNWIRED REMOVAL [6] (TYP REPLACE)
			1ST (WIDE)	2ND	3RD												
M9029/6-120 [3] (M9029/6-01)	16	P	BRN	RED	BLK	/2-01	/2-26	--	/5-01	/5-02	CLOSURE B	/5-01	/5-02	CLOSURE A	/2-03	/3-07	--
M9029/6-121 [3] (M9029/6-02)	12	P	BRN	RED	BRN	/2-01	/2-25	--	/5-01	/5-04	CLOSURE A	/5-01 (/10-01)	/5-04 (/10-04)	CLOSURE A (CLOSURE A)	/2-04	/3-07	--
M9029/6-122 [3] (M9029/6-03)	12	P	BRN	RED	RED	/2-01	/2-25	--	/5-01	/5-04	CLOSURE A	/5-01 (/10-01)	/5-04 (/10-04)	CLOSURE A (CLOSURE A)	/2-04	/3-07	--
M9029/6-123 [3] (M9029/6-04)	12	P	BRN	RED	ORN	/2-01	/2-25	--	/5-01 (/10-01)	/5-04 (/10-04)	CLOSURE B (CLOSURE B)	/5-01 (/10-01)	/5-04 (/10-04)	CLOSURE A (CLOSURE A)	/2-04	/3-07	--
M9029/6-124 [3] (M9029/6-05)	12	P	BRN	RED	YEL	/2-01	/2-25	--	/5-01 (/10-01)	/5-04 (/10-04)	CLOSURE B (CLOSURE B)	/5-01 (/10-01)	/5-04 (/10-04)	CLOSURE A (CLOSURE A)	/2-04	/3-07	--
M9029/6-125 [3] (M9029/6-06)	12	P	BRN	RED	GRN	/2-01	/2-25	--	/5-01	/5-04	CLOSURE A	/5-01 (/10-01)	/5-04 (/10-04)	CLOSURE A (CLOSURE A)	/2-04	/3-07	--
M9029/7-126 (M9029/7-001)	12	P	BRN	RED	BLU	/2-01	/2-27	--	/5-01	/5-06	--	--	--	--	/14-04	/14-04	/30-07 (/30-27)
M9029/7-127 (M9029/7-002)	12	P	BRN	RED	VIO	/2-01	/2-27	--	/5-01	/5-06	--	--	--	--	/14-04	/14-04	/30-07 (/30-27)
M9029/7-128 (M9029/7-003)	12	P	BRN	RED	GRA	/2-01	/2-27	--	/5-01	/5-06	--	--	--	--	/14-04	/14-04	/30-07 (/30-27)
M9029/8-129 (M9029/8-001)	12	S	BRN	RED	WHT	/2-01	/2-27	--	/5-01	/5-06	--	--	--	--	/14-04	/14-04	/30-07 (/30-27)
M9029/8-130 (M9029/8-002)	12	S	BRN	ORN	BLK	/2-01	/2-27	--	/5-01	/5-06	--	--	--	--	/14-04	/14-04	/30-07 (/30-27)
M9029/8-131 (M9029/8-003)	12	S	BRN	ORN	BRN	/2-01	/2-27	--	/5-01	/5-06	--	--	--	--	/14-04	/14-04	/30-07 (/30-27)
M9029/13-152 [3] (M9029/13-01)	16	S	BRN	GRN	RED	/2-01	/2-26	--	/5-01	/5-02	CLOSURE B	/5-01	/5-02	CLOSURE A	/2-03	/3-03	--
M9029/13-153 [3] (M9029/13-02)	12	S	BRN	GRN	ORN	/2-01	/2-25	--	/5-01	/5-04	CLOSURE A	/5-01 (/10-01)	/5-04 (/10-04)	CLOSURE A (CLOSURE A)	/2-04	/3-04	--
M9029/13-154 [3] (M9029/13-03)	12	S	BRN	GRN	YEL	/2-01	/2-25	--	/5-01	/5-04	CLOSURE A	/5-01 (/10-01)	/5-04 (/10-04)	CLOSURE A (CLOSURE A)	/2-04	/3-04	--
M9029/13-155 [3] (M9029/13-04)	12	S	BRN	GRN	GRN	/2-01	/2-25	--	/5-01 (/10-01)	/5-04 (/10-04)	CLOSURE B (CLOSURE B)	/5-01 (/10-01)	/5-04 (/10-04)	CLOSURE A (CLOSURE A)	/2-04	/3-04	--
M9029/13-156 [3] (M9029/13-05)	12	S	BRN	GRN	BLU	/2-01	/2-25	--	/5-01 (/10-01)	/5-04 (/10-04)	CLOSURE B (CLOSURE B)	/5-01 (/10-01)	/5-04 (/10-04)	CLOSURE A (CLOSURE A)	/2-04	/3-04	--
M9029/13-157 [3] (M9029/13-06)	12	S	BRN	GRN	VIO	/2-01	/2-25	--	/5-01	/5-04	CLOSURE A	/5-01 (/10-01)	/5-04 (/10-04)	CLOSURE A (CLOSURE A)	/2-04	/3-04	--
M9029/14-158 [3] (M9029/14-01)	16	S	BRN	GRN	GRA	/2-01	/2-26	--	/5-01	/5-02	CLOSURE B	/5-01	/5-02	CLOSURE A	/2-03	/3-03	--
M9029/14-159 [3] (M9029/14-02)	12	S	BRN	GRN	WHT	/2-01	/2-25	--	/5-01	/5-04	CLOSURE A	/5-01 (/10-01)	/5-04 (/10-04)	CLOSURE A (CLOSURE A)	/2-04	/3-04	--
M9029/14-160 [3] (M9029/14-03)	12	S	BRN	BLU	BLK	/2-01	/2-25	--	/5-01	/5-04	CLOSURE A	/5-01 (/10-01)	/5-04 (/10-04)	CLOSURE A (CLOSURE A)	/2-04	/3-04	--
M9029/14-161 [3] (M9029/14-04)	12	S	BRN	BLU	BRN	/2-01	/2-25	--	/5-01 (/10-01)	/5-04 (/10-04)	CLOSURE B (CLOSURE B)	/5-01 (/10-01)	/5-04 (/10-04)	CLOSURE A (CLOSURE A)	/2-04	/3-04	--
M9029/14-162 [3] (M9029/14-05)	12	S	BRN	BLU	RED	/2-01	/2-25	--	/5-01 (/10-01)	/5-04 (/10-04)	CLOSURE B (CLOSURE B)	/5-01 (/10-01)	/5-04 (/10-04)	CLOSURE A (CLOSURE A)	/2-04	/3-04	--
M9029/14-163 [3] (M9029/14-06)	12	S	BRN	BLU	ORN	/2-01	/2-25	--	/5-01	/5-04	CLOSURE A	/5-01 (/10-01)	/5-04 (/10-04)	CLOSURE A (CLOSURE A)	/2-04	/3-04	--
M9029/19-181 (M9029/19-01)	16	P	BRN	GRA	BRN	/2-01	/2-28	SETTING 4	/20-01	/20-02	3: SLEEVE A B 4: SLEEVE C	/19-01	/19-02	SETTING 3, 4	/16-02	/16-02	/30-03 (/30-23)
M9029/19-182 (M9029/19-02)	12	P	BRN	GRA	RED	/2-01	/2-29	SETTING 1	/22-01	/22-02	4: NONE 4: SLEEVE B 5: SLEEVE A B	/21-01	/21-02	SETTING 3, 4	/16-03	/16-03	/30-04 (/30-24)
M9029/19-183 (M9029/19-03)	12	P	BRN	GRA	ORN	/2-01	/2-29	SETTING 4	/22-01	/22-02	3: SLEEVE A B 4: SLEEVE C 5: SLEEVE A B	/21-01	/21-02	SETTING 3, 4	/16-03	/16-03	/30-04 (/30-24)
M9029/20-184 (M9029/20-01)	16	S	BRN	GRA	YEL	/2-01	/2-28	SETTING 4	/20-01	/20-03	3: SLEEVE A B 4: SLEEVE C	/19-01	/19-02	SETTING 3, 4	/16-02	/16-02	/30-03 (/30-23)
M9029/20-185 (M9029/20-02)	12	S	BRN	GRA	GRN	/2-01	/2-29	SETTING 1	/22-01	/22-03	4: NONE 5: SLEEVE B	/21-01	/21-02	SETTING 5, 3	/16-03	/16-03	/30-04 (/30-24)
M9029/20-186 (M9029/20-03)	12	S	BRN	GRA	BLU	/2-01	/2-29	SETTING 4	/22-01	/22-03	4: SLEEVE B 5: SLEEVE A B 6: SLEEVE B 5: SLEEVE A B	/21-01	/21-02	SETTING 4, 6, 6, 5	/16-03	/16-03	/30-04 (/30-24)
M9029/21-187 (M9029/21-01)	16	S	BRN	GRA	VIO	/2-01	/2-28	SETTING 4	/20-01	/20-02	3: SLEEVE A B 4: SLEEVE C	/19-01	/19-03	SETTING 3, 4	/16-02	/16-02	/30-03 (/30-23)
M9029/21-188 (M9029/21-02)	12	S	BRN	GRA	GRA	/2-01	/2-29	SETTING 1	/22-01	/22-02	6: NONE 3: SLEEVE B 4: SLEEVE B	/21-01	/21-03	SETTING 5, 3	/16-03	/16-03	/30-04 (/30-24)
M9029/21-189 (M9029/21-03)	12	S	BRN	GRA	WHT	/2-01	/2-29	SETTING 4	/22-01	/22-02	5: SLEEVE A B 6: SLEEVE B	/21-01	/21-03	SETTING 4, 6, 6, 5	/16-03	/16-03	/30-04 (/30-24)

MIL-HDBK-1646
APPENDIX B

TABLE B-II. Connector and insertion/removal and crimping tool information for shielded contacts - Continued.

PART NUMBER (SUPERSEDED)	CONTACT			BIN COLOR			INNER CONTACT CRIMP TOOL (22520/0)			SHIELD CRIMP SLEEVE CRIMP TOOL (22520/0)			OUTER CONTACT CRIMP TOOL (22520/0)			INSTALL/REMOVAL TOOL (81969/0)		
	SIZE SHIELD CAVITY	PIN OR SOCKET		1ST (WIDE)	2ND	3RD	TOOL (ALTERNATE)	POSITIONER / LOCATOR (ALTERNATE)	SETTING (ALTERNATE)	TOOL (ALTERNATE)	POSITIONER / LOCATOR / DIE (ALTERNATE)	SETTING (ALTERNATE)	TOOL (ALTERNATE)	POSITIONER / LOCATOR / DIE (ALTERNATE)	SETTING (ALTERNATE)	INSTALL (ALTERNATE)	WIRED REMOVAL (ALTERNATE)	UNWIRED REMOVAL [6/] (T/P REPLACE)
M39029/23-194 (M39029/23-01)	8	P		BRN	WHT	YEL	--	--	--	--	--	--	--	--	--	--	--	--
M39029/23-195 (M39029/23-02)	8	P		BRN	WHT	GRN	--	--	--	--	--	--	--	--	--	--	--	--
M39029/23-196 (M39029/23-03)	8	P		BRN	WHT	BLU	--	--	--	--	--	--	--	--	--	--	--	--
M39029/23-197 (M39029/23-04)	8	P		BRN	WHT	VIO	--	--	--	--	--	--	--	--	--	--	--	--
M39029/23-198 (M39029/23-05)	8	P		BRN	WHT	GRA	--	--	--	--	--	--	--	--	--	--	--	--
M39029/24-199 (M39029/24-01)	8	S		BRN	WHT	WHT	--	--	--	--	--	--	--	--	--	--	--	--
M39029/24-200 (M39029/24-02)	8	S		RED	BLK	BLK	--	--	--	--	--	--	--	--	--	--	--	--
M39029/24-201 (M39029/24-03)	8	S		RED	BLK	BRN	--	--	--	--	--	--	--	--	--	--	--	--
M39029/24-202 (M39029/24-04)	8	S		RED	BLK	RED	--	--	--	--	--	--	--	--	--	--	--	--
M39029/24-203 (M39029/24-05)	8	S		RED	BLK	ORN	--	--	--	--	--	--	--	--	--	--	--	--
M39029/25-204 (M39029/25-01)	12	P		RED	BLK	YEL	/2-01	/2-32	--	/5-01	/5-10	--	--	--	--	/17-05	/19-09	--
M39029/25-205 (M39029/25-02)	12	P		RED	BLK	GRN	/2-01	/2-32	--	--	--	--	--	--	--	/17-05	/19-09	--
M39029/26-207 (M39029/26-01)	12	S		RED	BLK	VIO	/2-01	/2-32	--	/5-01	/5-10	--	--	--	--	/17-05	/19-09	--
M39029/26-208 (M39029/26-02)	12	S		RED	BLK	GRA	/2-01	/2-32	--	--	--	--	--	--	--	/17-05	/19-09	--
M39029/27-210 (M39029/27-12A)	12	S		RED	BRN	BLK	/2-01	/2-34	--	--	--	--	/31-01	/31-02	--	/14-04 (8-09)	/14-04 (8-10)	/30-13 (30-33)
M39029/27-402 (M39029/27-12B)	12	S		YEL	BLK	RED	/2-01	/2-34	--	--	--	--	/31-01	/31-02	--	/14-04 (8-09)	/14-04 (8-10)	/30-13 (30-33)
M39029/27-403 (M39029/27-12C)	12	S		YEL	BLK	ORN	/2-01	/2-34	--	--	--	--	/31-01	/31-02	--	/14-04 (8-09)	/14-04 (8-10)	/30-13 (30-33)
M39029/27-404 (M39029/27-12D)	12	S		YEL	BLK	YEL	/2-01	/2-34	--	--	--	--	/31-01	/31-02	--	/14-04 (8-09)	/14-04 (8-10)	/30-13 (30-33)
M39029/27-405 (M39029/27-12E)	12	S		YEL	BLK	GRN	/2-01	/2-34	--	--	--	--	/31-01	/31-02	--	/14-04 (8-09)	/14-04 (8-10)	/30-13 (30-33)
M39029/27-406 (M39029/27-12F)	12	S		YEL	BLK	BLU	/2-01	/2-34	--	--	--	--	/31-01	/31-02	--	/14-04 (8-09)	/14-04 (8-10)	/30-13 (30-33)
M39029/27-407 (M39029/27-12G)	12	S		YEL	BLK	VIO	/2-01	/2-34	--	--	--	--	/31-01	/31-02	--	/14-04 (8-09)	/14-04 (8-10)	/30-13 (30-33)
M39029/27-408 (M39029/27-12H)	12	S		YEL	BLK	GRA	/2-01	/2-34	--	--	--	--	/31-01	/31-02	--	/14-04 (8-09)	/14-04 (8-10)	/30-13 (30-33)
M39029/28-211 (M39029/28-12A)	12	P		RED	BRN	BRN	/2-01	/2-34	--	--	--	--	/31-01	/31-02	--	/14-04 (8-09)	/14-04 (8-10)	/30-13 (30-33)
M39029/28-409 (M39029/28-12B)	12	P		YEL	BLK	WHT	/2-01	/2-34	--	--	--	--	/31-01	/31-02	--	/14-04 (8-09)	/14-04 (8-10)	/30-13 (30-33)
M39029/28-410 (M39029/28-12C)	12	P		YEL	BRN	BLK	/2-01	/2-34	--	--	--	--	/31-01	/31-02	--	/14-04 (8-09)	/14-04 (8-10)	/30-13 (30-33)
M39029/28-411 (M39029/28-12D)	12	P		YEL	BRN	BRN	/2-01	/2-34	--	--	--	--	/31-01	/31-02	--	/14-04 (8-09)	/14-04 (8-10)	/30-13 (30-33)
M39029/28-412 (M39029/28-12E)	12	P		YEL	BRN	RED	/2-01	/2-34	--	--	--	--	/31-01	/31-02	--	/14-04 (8-09)	/14-04 (8-10)	/30-13 (30-33)
M39029/28-413 (M39029/28-12F)	12	P		YEL	BRN	ORN	/2-01	/2-34	--	--	--	--	/31-01	/31-02	--	/14-04 (8-09)	/14-04 (8-10)	/30-13 (30-33)
M39029/28-414 (M39029/28-12G)	12	P		YEL	BRN	YEL	/2-01	/2-34	--	--	--	--	/31-01	/31-02	--	/14-04 (8-09)	/14-04 (8-10)	/30-13 (30-33)
M39029/28-415 (M39029/28-12H)	12	P		YEL	BRN	GRN	/2-01	/2-34	--	--	--	--	/31-01	/31-02	--	/14-04 (8-09)	/14-04 (8-10)	/30-13 (30-33)
M39029/50-340 (M32733/13-12)	12	P		ORN	YEL	BLK	/2-01	/2-30	--	--	--	--	/5-01 (/10-01)	/5-08 (/10-05)	--	/14-04	/14-04	--
M39029/51-341 (M32733/14-12)	12	S		ORN	YEL	BRN	/2-01	/2-30	--	--	--	--	/5-01 (/10-01)	/5-08 (/10-05)	(CLOSURE A)	/14-04	/14-04	--
M39029/54-342 (M327184-22P)	12	P		ORN	YEL	RED	/2-01	/2-33	--	--	--	--	/5-01 (/10-01)	/5-08 (/10-05)	(CLOSURE A)	/17-05	/19-02	--
M39029/54-343 (M327184-20P)	8	P		ORN	YEL	ORN	/2-01	/2-24	--	--	--	--	/5-01 (/10-01)	/5-10 (/10-06)	(-)	/17-06	/19-03	--
M39029/55-344 (M327185-22S)	12	S		ORN	YEL	YEL	/2-01	/2-33	--	--	--	--	/5-01 (/10-01)	/5-08 (/10-05)	(CLOSURE A)	/17-05	/19-02	--
M39029/55-345 (M327185-20S)	8	S		ORN	YEL	GRN	/2-01	/2-24	--	--	--	--	/5-01 (/10-01)	/5-10 (/10-06)	(-)	/17-06	/19-03	--
M39029/59-366 (M327535)	8	S		ORN	BLU	BLU	/2-01	/2-31	See Manufacturer Instructions	/5-01 (/10-01)	/5-05 (/10-07)	CLOSURE B (CLOSURE B)	--	--	--	/8-13	/14-12 (8-14)	--

MIL-HDBK-1646

APPENDIX B

TABLE B-II. Connector and insertion/removal and crimping tool information for shielded contacts - Continued.

CONTACT						INNER CONTACT CRIMP TOOL (22520/0)			SHIELD CRIMP SLEEVE CRIMP TOOL (22520/0)			OUTER CONTACT CRIMP TOOL (22520/0)			INSTALL/REMOVAL TOOL (81969/0)		
PART NUMBER (SUPERSEDED)	SIZE	PIN OR SOCKET	BIN COLOR			TOOL (ALTERNATE)	POSITIONER / LOCATOR (ALTERNATE)	SETTING (ALTERNATE)	TOOL (ALTERNATE)	POSITIONER / LOCATOR / DIE (ALTERNATE)	SETTING (ALTERNATE)	TOOL (ALTERNATE)	POSITIONER / LOCATOR / DIE (ALTERNATE)	SETTING (ALTERNATE)	INSTALL (ALTERNATE)	WIRED REMOVAL (ALTERNATE)	UNWIRED REMOVAL [6/] (TYP REPLACE)
	SHIELD CAVITY		1ST (WIDE)	2ND	3RD												
M39029/60-367 (M527536)	8	P	ORN	BLU	VIO	/2-01	/2-31	See Manufacturer Instructions	/5-01 (/10-01)	/5-05 (/10-07)	CLOSURE B (CLOSURE B)	--	--	--	/8-13	/14-12 (/8-14)	--
M39029/73-396 (M39029/73-12A)	12	S	ORN	WHT	BLU	--	--	--	AD-1494 (For Repair) [1/]	M83521/5-04 (For Heating)	--	AD-1319 [1/]	AT-1319-19 [1/]	--	/14-04	/14-04	--
M39029/73-397 (M39029/73-12C)	12	S	ORN	WHT	VIO	--	--	--	AD-1494 (For Repair) [1/]	M83521/5-04 (For Heating)	--	AD-1319 [1/]	AT-1319-19 [1/]	--	/14-04	/14-04	--
M39029/73-398 (M39029/73-12B)	12	S	ORN	WHT	GRA	--	--	--	AD-1494 (For Repair) [1/]	M83521/5-04 (For Heating)	--	AD-1319 [1/]	AT-1319-19 [1/]	--	/14-04	/14-04	--
M39029/73-555	12	S	GRN	GRN	GRN	--	--	--	AD-1569 (For Repair) [1/]	M83507/14-02 (For Heating)	--	AD-1319 [1/]	AT-1319-25 [1/]	--	/14-04	/14-04	--
M39029/74-399 (M39029/74-12A)	12	P	ORN	WHT	WHT	--	--	--	AD-1494 (For Repair) [1/]	M83521/5-04 (For Heating)	--	AD-1319 [1/]	AT-1319-19 [1/]	--	/14-04	/14-04	--
M39029/74-400 (M39029/74-12C)	12	P	YEL	BLK	BLK	--	--	--	AD-1494 (For Repair) [1/]	M83521/5-04 (For Heating)	--	AD-1319 [1/]	AT-1319-19 [1/]	--	/14-04	/14-04	--
M39029/74-401 (M39029/74-12B)	12	P	YEL	BLK	BRN	--	--	--	AD-1494 (For Repair) [1/]	M83521/5-04 (For Heating)	--	AD-1319 [1/]	AT-1319-19 [1/]	--	/14-04	/14-04	--
M39029/75-416 (M39029/75-12A)	12	S	YEL	BRN	BLU	/2-01	/2-34	--	--	--	--	/31-01	/31-02	--	/14-04 (/8-09) (DRK264-12 [1/])	/14-04 (/8-10) (DRK264-12 [1/])	--
M39029/75-417 (M39029/75-12B)	12	S	YEL	BRN	VIO	/2-01	/2-34	--	--	--	--	/31-01	/31-02	--	/14-04 (/8-09) (DRK264-12 [1/])	/14-04 (/8-10) (DRK264-12 [1/])	--
M39029/75-418 (M39029/75-12C)	12	S	YEL	BRN	GRA	/2-01	/2-34	--	--	--	--	/31-01	/31-02	--	/14-04 (/8-09) (DRK264-12 [1/])	/14-04 (/8-10) (DRK264-12 [1/])	--
M39029/75-419 (M39029/75-12D)	12	S	YEL	BRN	WHT	/2-01	/2-34	--	--	--	--	/31-01	/31-02	--	/14-04 (/8-09) (DRK264-12 [1/])	/14-04 (/8-10) (DRK264-12 [1/])	--
M39029/75-420 (M39029/75-12E)	12	S	YEL	RED	BLK	/2-01	/2-34	--	--	--	--	/31-01	/31-02	--	/14-04 (/8-09) (DRK264-12 [1/])	/14-04 (/8-10) (DRK264-12 [1/])	--
M39029/75-421 (M39029/75-12F)	12	S	YEL	RED	BRN	/2-01	/2-34	--	--	--	--	/31-01	/31-02	--	/14-04 (/8-09) (DRK264-12 [1/])	/14-04 (/8-10) (DRK264-12 [1/])	--
M39029/75-422 (M39029/75-12G)	12	S	YEL	RED	RED	/2-01	/2-34	--	--	--	--	/31-01	/31-02	--	/14-04 (/8-09) (DRK264-12 [1/])	/14-04 (/8-10) (DRK264-12 [1/])	--
M39029/75-423 (M539029/28-121F)	12	S	YEL	RED	ORN	/2-01	/2-34	--	--	--	--	/31-01	/31-02	--	/14-04 (/8-09) (DRK264-12 [1/])	/14-04 (/8-10) (DRK264-12 [1/])	--
M39029/76-424 (M39029/76-16A)	16	P	YEL	RED	YEL	/2-01	/2-35	--	--	--	--	/4-01	/4-02	--	/14-03 (/8-07) (DRK264-12 [1/])	/14-03 (/8-08) (DRK264-12 [1/])	--
M39029/76-425 (M39029/76-16B)	16	P	YEL	RED	GRN	/2-01	/2-35	--	--	--	--	/4-01	/4-02	--	/14-03 (/8-07) (DRK264-12 [1/])	/14-03 (/8-08) (DRK264-12 [1/])	--
M39029/77-428 (M39029/77-16A)	16	S	YEL	RED	GRA	/2-01	/2-35	--	--	--	--	/4-01	/4-02	--	/14-03 (/8-07) (DRK264-12 [1/])	/14-03 (/8-08) (DRK264-12 [1/])	--
M39029/77-429 (M39029/77-16B)	16	S	YEL	RED	WHT	/2-01	/2-35	--	--	--	--	/4-01	/4-02	--	/14-03 (/8-07) (DRK264-12 [1/])	/14-03 (/8-08) (DRK264-12 [1/])	--
M39029/78-432 (M39029/78-16A)	16	S	YEL	ORN	RED	/2-01	/2-35	--	--	--	--	/4-01	/4-02	--	/14-03 (/8-07) (DRK264-12 [1/])	/14-03 (/8-08) (DRK264-12 [1/])	--
M39029/78-433 (M39029/78-16B)	16	S	YEL	ORN	ORN	/2-01	/2-35	--	--	--	--	/4-01	/4-02	--	/14-03 (/8-07) (DRK264-12 [1/])	/14-03 (/8-08) (DRK264-12 [1/])	--
M39029/79-436 (M39029/79-16A)	16	P	YEL	ORN	BLU	HX3-530 [1/] (AL115 [1/])	--	--	--	--	--	HX3-530 [1/] (AL115 [1/])	--	--	/17-04	DRK397 [1/] (ATH2 01 [1/])	--
M39029/79-437 (M39029/79-16B)	16	P	YEL	ORN	VIO	HX3-530 [1/] (AL115 [1/])	--	--	--	--	--	HX3-530 [1/] (AL115 [1/])	--	--	/17-04	DRK397 [1/] (ATH2 01 [1/])	--
M39029/80-438 (M39029/80-16A)	16	S	YEL	ORN	GRA	HX3-530 [1/] (AL115 [1/])	--	--	--	--	--	HX3-530 [1/] (AL115 [1/])	--	--	/17-04	DRK397 [1/] (ATH2 01 [1/])	--
M39029/80-439 (M39029/80-16B)	16	S	YEL	ORN	WHT	HX3-530 [1/] (AL115 [1/])	--	--	--	--	--	HX3-530 [1/] (AL115 [1/])	--	--	/17-04	DRK397 [1/] (ATH2 01 [1/])	--
M39029/90-529	8	P	GRN	RED	WHT	/2-01	K709 [1/]	--	/5-01 (For Intermediate Contact)	Y631 (For Intermediate Contact) [1/]	CLOSURE B	/5-01	Y631 [1/]	CLOSURE A	/14-12	/14-12	--
M39029/91-530	8	S	GRN	ORN	BLK	/2-01	K709 [1/]	--	/5-01	Y631 (For Intermediate Contact) [1/]	CLOSURE B	/5-01	Y631 [1/]	CLOSURE A	/14-12	/14-12	--
M39029/95-545 [3/]	8	S	GRN	YEL	GRN	--	--	--	--	--	--	/5-01	/5-104	--	/28-03	/28-03	--
M39029/96-546 [3/]	8	P	GRN	YEL	BLU	--	--	--	--	--	--	/5-01	/5-104	--	/28-03	/28-03	--
M39029/97-547	1	P	GRN	YEL	VIO	--	--	--	--	--	--	See Manufacturer Instruction	--	--	--	--	--
M39029/98-548	1	S	GRN	YEL	GRA	--	--	--	--	--	--	See Manufacturer Instruction	--	--	--	--	--
M39029/99-549	5	P	GRN	YEL	WHT	/2-01	K-345 [1/]	SETTING 5	--	--	--	/5-01	/5-45	CLOSURE B	--	/28-01	--
M39029/100-550 [3/]	5	S	GRN	GRN	BLK	/2-01	K-345 [1/]	SETTING 5	--	--	--	/5-01	/5-45	CLOSURE B	--	/28-01	--

MIL-HDBK-1646
APPENDIX B

TABLE B-II. Connector and insertion/removal and crimping tool information for shielded contacts - Continued.

CONTACT						INNER CONTACT CRIMP TOOL (22520/X)			SHIELD CRIMP SLEEVE CRIMP TOOL (22520/X)			OUTER CONTACT CRIMP TOOL (22520/X)			INSTALL/REMOVAL TOOL (81969/X)		
PART NUMBER (SUPERSEDED)	SIZE	PIN OR SOCKET	BIN COLOR			TOOL (ALTERNATE)	POSITIONER / LOCATOR (ALTERNATE)	SETTING (ALTERNATE)	TOOL (ALTERNATE)	POSITIONER / LOCATOR / DIE (ALTERNATE)	SETTING (ALTERNATE)	TOOL (ALTERNATE)	POSITIONER / LOCATOR / DIE (ALTERNATE)	SETTING (ALTERNATE)	INSTALL (ALTERNATE)	WIRED REMOVAL (ALTERNATE)	UNWIRED REMOVAL [6/] (TIP REPLACE)
	SHIELD CAVITY		1ST (WIDE)	2ND	3RD												
M9029/102-558	12	P	GRN	GRN	GRA	MH992 (/2-01) (MH992)	K1360 (For Amphenol Contacts) [1/] (K1430 (For Tri-Star Contacts) [1/]) (K1303S (For Deutsch Contacts) [1/])	--	--	--	--	/5-01	/5-03	--	/14-04 (/8-09)	/14-04 (/8-10)	--
M9029/103-559	12	S	GRN	GRN	WHT	MH992 (/2-01) (MH992)	K1360 (For Amphenol Contacts) [1/] (K1457 (For Tri-Star Contacts) [1/]) (K1304 (For Deutsch Contacts) [1/])	--	--	--	--	/5-01	/5-03	--	/14-04 (/8-09)	/14-04 (/8-10)	--
M9029/104-556	8	P	GRN	GRN	BLU	/2-01	-	--	/5-01 (For Intermediate Contact)	Y779 (For Intermediate Contact) [1/]	--	/5-01	Y779 [1/]	--	/17-06	/19-03	--
M9029/105-557 [3/]	8	S	GRN	GRN	VIO	/2-01	K838 [1/]	--	/5-01 (For Intermediate Contact)	Y779 (For Intermediate Contact) [1/]	--	/5-01	Y779 [1/]	--	/17-06	/19-03	--
M9029/113-625	8	P	BLU	RED	GRN	/2-01	/2-37	--	/5-01 (For Intermediate Contact)	/5-105 (For Intermediate Contact)	--	/5-01	/5-105	--	/14-12	/14-12	--
M9029/114-628	8	S	BLU	RED	GRA	/2-01	/2-37	--	/5-01 (For Intermediate Contact)	/5-105 (For Intermediate Contact)	--	/5-01	/5-105	--	/14-12	/14-12	--
M9029/6200-936 [4/] (DSCC 62004)	12	P	WHT	ORN	BLU	--	--	--	--	--	--	NO SLASH [1/]	--	--	--	--	--
M9029/62003-926 [4/] (DSCC 62003)	12	S	WHT	RED	BLU	--	--	--	--	--	--	NO SLASH [1/]	--	--	--	--	--

MIL-HDBK-1646

APPENDIX B

TABLE B-II. Connector and insertion/removal and crimping tool information for shielded contacts - Continued.

NOTES:

[1/] Note that this is a sole source tool/positioner. It is not qualified, but approved for this application.

[2/] See slash sheet for additional wire sizes (with bushing requirements).

[3/] Note that the slash sheet for this part number is cancelled.

[4/] Note that these contacts are listed to avoid confusion with the use of BIN codes. These Defense Supply Center Columbus (DSCC) drawings (i.e., 62003 and 62004) do not form a part of AS39029.

[5/] Note that BIN code 190 is for internal black box wiring and should not be used in airframe wiring.

[6/] For M81969/30 unwired removal tools, there are kits that provide multiple tips along with the M81969/30-20 handle assembly.

M81969/30-19 contains tips -21 thru -33. M81969/30-34 contains tips -21 thru -24. M81969/30-35 contains tips -25 thru -27.

M81969/30-36 contains tips -28 thru -36.

MIL-HDBK-1646 APPENDIX C

SERVICE TOOL SELECTION FOR M39012 RADIO FREQUENCY, COAXIAL CONTACTS/CONNECTORS

C.1 SCOPE

C.1.2 Scope. This appendix provides information on the selection of service tools when repairing M39012 Radio Frequency (RF) coaxial/contacts/connectors and the associated service tools used in the EWIS. The information in this appendix is intended for guidance only.

C.2 APPLICABLE DOCUMENTS

C.2.1 Government documents. The documents listed below are those applicable to this appendix.

MIL-DTL-22520	-	Crimping Tools, Wire Termination, General Specification for
MIL-PRF-39012	-	Connectors, Plugs and Receptacles, Electrical, Waterproof, Quick Disconnect, Heavy Duty Type, General Specification for
MIL-I-81969	-	Installing and Removal Tools, Connector Electrical Contact, General Specification for

(Copies of these documents are available online at <http://quicksearch.dla.mil/>.)

C.3 GUIDANCE

C.3.1 Tool selection and connector information. Figure C-1 illustrates how the connector and contact data can be used to determine the correct crimping tools (see MIL-DTL-22520). Tables C-I, C-II, C-III, C-IV contain information on M39012 connector characteristics and tool selection.

C.3.2 Table C-I content. Information given in table C-I includes data on the tooling required for center contact termination, shield contact termination, and strip length.

C.3.3 Table C-II content. Table C-II provides information on the different plating options used on MIL-PRF-39012 connectors.

C.3.4 Table C-III content. Table C-III gives information regarding compatible cable groups used with MIL-PRF-39012 connectors.

C.3.5 Table C-IV content. Contact color code information is given in table C-IV.

C.3.6 Information contained in table C-I for alternate, superseded, or obsolete tool or contact part numbers. Alternate, superseded, or obsolete tool or contact part number designation is provided when available. It is shown as the second number in the same block, in parentheses. If

MIL-HDBK-1646 APPENDIX C

the block is empty, the applicable specification did not contain that information. Contact the cognizant engineering authority (CEA) for guidance.

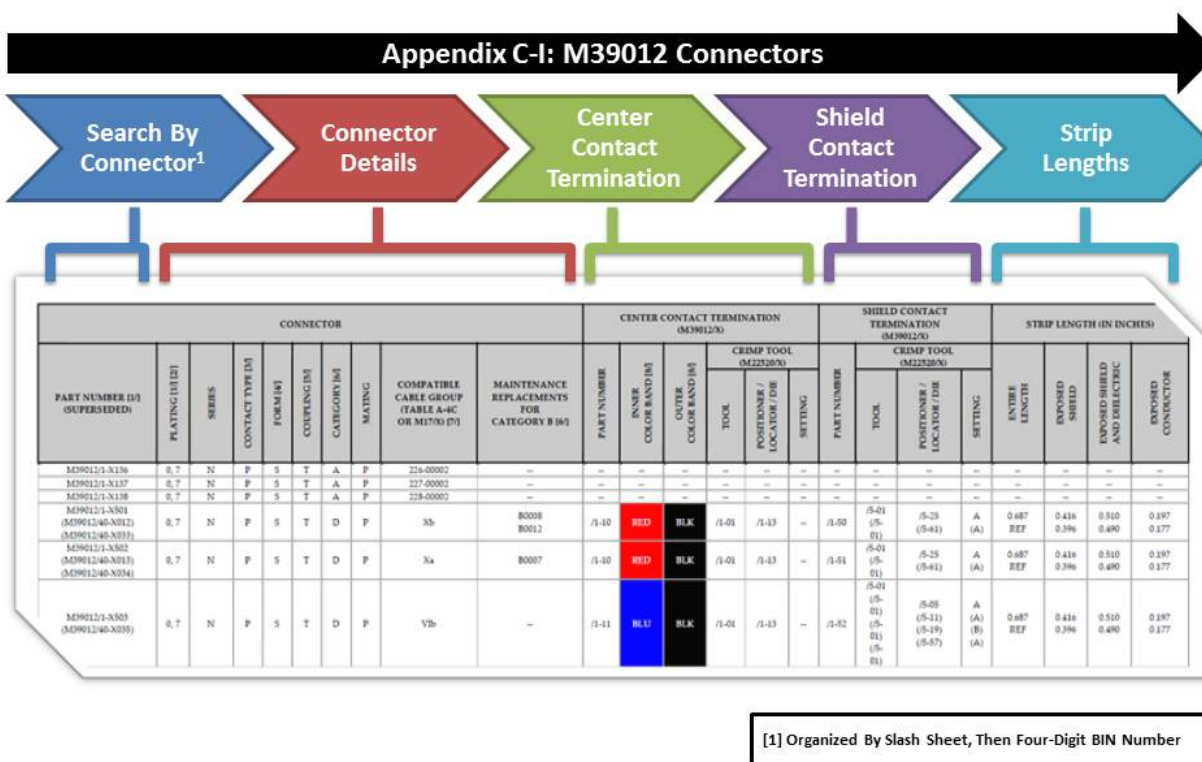


FIGURE C-1. An illustration of the data in table C-I and how to use this information to find the tooling needed for connector repair.

MIL-HDBK-1646
APPENDIX C

TABLE C-I. Connector, contact, tool information for M39012 connectors.

CONNECTOR									CENTER CONTACT TERMINATION (M39012/X)						SHIELD CONTACT TERMINATION (M39012/X)			STRIP LENGTH (IN INCHES)					
PART NUMBER [1/] (SUPERSEDED)	PLATING [1/] [2/]	SERIES	CONTACT TYPE [3/]	FORM [4/]	COUPLING [5/]	CATEGORY [6/]	MATING	COMPATIBLE CABLE GROUP (TABLE C-III OR M17/X) [7/]	MAINTENANCE REPLACEMENTS FOR CATEGORY B [6/]	PART NUMBER	INNER COLOR BAND [8/]	OUTER COLOR BAND [8/]	CRIMP TOOL (M22520/X)			PART NUMBER	CRIMP TOOL (M22520/X)			ENTIRE LENGTH	EXPOSED SHIELD	EXPOSED SHIELD AND DIELECTRIC	EXPOSED CONDUCTOR
													TOOL	POSITIONER / LOCATOR / DIE	SETTING		TOOL	POSITIONER / LOCATOR / DIE	SETTING				
M39012/1-X005 (MS91236-21G) (UG-21/U) (M39012/1-X002) (MS90534-1185A) (UG-1185A/U)	0, 7	N	P	S	T	A	P	X	B0007 B0008 B0011 B0012 B0013 B0014	-	-	-	-	-	-	-	-	-	-	-	-	-	-
M39012/1BX006 (M39012/1-X010) (UG-1680) (UG-1684) (M23329/2-01) (M39012/1-X006) (M23329/2-06)	0	N	P	S	T	B	P	73-RG212 162-00001	-	-	-	-	-	-	-	-	-	-	-	-	-	-	-
M39012/1BX007 (M23329/2-02) (UG-1681) (M39012/1-X007)	0	N	P	S	T	B	P	74-RG213	-	-	-	-	-	-	-	-	-	-	-	-	-	-	-
M39012/1BX008 (M23329/2-03) (UG-1682) (M39012/1-X008)	0	N	P	S	T	B	P	75-RG214	-	-	-	-	-	-	-	-	-	-	-	-	-	-	-
M39012/1BX011 (M23329/2-07) (UG-1685) (M39012/1-X011)	0	N	P	S	T	B	P	65-RG165	-	-	-	-	-	-	-	-	-	-	-	-	-	-	-
M39012/1BX012 (M23329/2-08) (UG-1695) (M39012/1-X012)	0	N	P	S	T	B	P	86-00001	-	-	-	-	-	-	-	-	-	-	-	-	-	-	-
M39012/1BX013 (M23329/2-09) (UG-1817) (M39012/1-X013)	0	N	P	S	T	B	P	6-RG11 62-RG144	-	-	-	-	-	-	-	-	-	-	-	-	-	-	-
M39012/1BX014 (UG-1817/U) (M39012/1-X014)	0	N	P	S	T	B	P	77-RG216	-	-	-	-	-	-	-	-	-	-	-	-	-	-	-

MIL-HDBK-1646

APPENDIX C

TABLE C-I. Connector, contact, tool information for M39012 connectors - Continued.

CONNECTOR										CENTER CONTACT TERMINATION (M39012/X)						SHIELD CONTACT TERMINATION (M39012/X)				STRIP LENGTH (IN INCHES)			
PART NUMBER [1/] (SUPERSEDED)	PLATING [1/] [2/]	SERIES	CONTACT TYPE [3/]	FORM [4/]	COUPLING [5/]	CATEGORY [6/]	MATING	COMPATIBLE CABLE GROUP (TABLE C-III OR M17/X) [7/]	MAINTENANCE REPLACEMENTS FOR CATEGORY B [6/]	PART NUMBER	INNER COLOR BAND [8/]	OUTER COLOR BAND [8/]	CRIMP TOOL (M22520/X)			PART NUMBER	CRIMP TOOL (M22520/X)			ENTIRE LENGTH	EXPOSED SHIELD	EXPOSED SHIELD AND DIELECTRIC	EXPOSED CONDUCTOR
													TOOL	POSITIONER / LOCATOR /DIE	SETTING		TOOL	POSITIONER / LOCATOR /DIE	SETTING				
M39012/1-X015 (MS91238-204D) (UG-204/U) (M39012/1-X003) (UG-1487A/U)	0,7	N	P	S	T	A	P	XII	-	-	-	-	-	-	-	-	-	-	-	-	-	-	-
M39012/1-X016 (M39012/1-X020) (M39012/40-X009) (M39012/40-X032) (M39012/1-X027)	0,7	N	P	S	T	C	P	VIII	B0006	-	-	-	-	-	-	-	/5-01 (/5-01)	/5-35 (/5-55)	A (A)	0.687 REF	0.416 0.396	0.510 0.490	0.197 0.177
M39012/1-X017 (M39012/1-X021)	0,7	N	P	S	T	C	P	X	B0007	-	-	-	-	-	-	-	/5-01	/5-61	A	0.687 REF	0.416 0.396	0.510 0.490	0.197 0.177
M39012/1-X018 (M39012/1-X022)	0,7	N	P	S	T	C	P	X	B0008	-	-	-	-	-	-	-	/5-01	/5-61	A	0.687 REF	0.416 0.396	0.510 0.490	0.197 0.177
M39012/1-X023	0,7	N	P	S	T	C	P	Xc	B0013	-	-	-	-	-	-	-	/5-01	/5-61	A	0.687 REF	0.416 0.396	0.510 0.490	0.197 0.177
M39012/1-X024	0,7	N	P	S	T	C	P	Xd	B0014	-	-	-	-	-	-	-	/5-01	/5-61	A	0.687 REF	0.416 0.396	0.510 0.490	0.197 0.177
M39012/1BX026 (M39012/40-X008) (M39012/40-X031) (M39012/1-X026)	0	N	P	S	T	B	P	2-RG6	-	-	-	-	-	-	-	-	-	-	-	-	-	-	-
M39012/1-X030	0,7	N	P	S	T	A	P	220-00001	-	-	-	-	-	-	-	-	-	-	-	-	-	-	-
M39012/1-X031	0,7	N	P	S	T	A	P	221-00001	-	-	-	-	-	-	-	-	-	-	-	-	-	-	-
M39012/1-X032	0,7	N	P	S	T	A	P	222-00001	-	-	-	-	-	-	-	-	-	-	-	-	-	-	-
M39012/1-X033	0,7	N	P	S	T	A	P	223-00001	-	-	-	-	-	-	-	-	-	-	-	-	-	-	-
M39012/1-X034	0,7	N	P	S	T	A	P	224-00001	-	-	-	-	-	-	-	-	-	-	-	-	-	-	-
M39012/1-X035	0,7	N	P	S	T	A	P	225-00001	-	-	-	-	-	-	-	-	-	-	-	-	-	-	-
M39012/1-X036	0,7	N	P	S	T	A	P	226-00001	-	-	-	-	-	-	-	-	-	-	-	-	-	-	-
M39012/1-X037	0,7	N	P	S	T	A	P	227-00001	-	-	-	-	-	-	-	-	-	-	-	-	-	-	-
M39012/1-X038	0,7	N	P	S	T	A	P	228-00001	-	-	-	-	-	-	-	-	-	-	-	-	-	-	-
M39012/1-X101 (MS91231-18E) (UG-18/U) (M39012/1-X001)	0,7	N	P	S	T	A	P	VIII	B0006 B0026	-	-	-	-	-	-	-	-	-	-	-	-	-	-
M39012/1-X104 (MS91239-167F) (UG-167/U) (M39012/1-X004)	0,7	N	P	S	T	A	P	XIV	-	-	-	-	-	-	-	-	-	-	-	-	-	-	-

MIL-HDBK-1646

APPENDIX C

TABLE C-I. Connector, contact, tool information for M39012 connectors - Continued.

CONNECTOR									CENTER CONTACT TERMINATION (M39012/X)						SHIELD CONTACT TERMINATION (M39012/X)			STRIP LENGTH (IN INCHES)						
PART NUMBER [1/] (SUPERSEDED)	PLATING [1/] [2/]	SERIES	CONTACT TYPE [3/]	FORM [4/]	COUPLING [5/]	CATEGORY [6/]	MATING	COMPATIBLE CABLE GROUP (TABLE C-III OR M17/X) [7/]	MAINTENANCE REPLACEMENTS FOR CATEGORY B [6/]	PART NUMBER	INNER COLOR BAND [8/]	OUTER COLOR BAND [8/]	CRIMP TOOL (M22520/X)			PART NUMBER	CRIMP TOOL (M22520/X)			ENTIRE LENGTH	EXPOSED SHIELD	EXPOSED SHIELD AND DIELECTRIC	EXPOSED CONDUCTOR	
													TOOL	POSITIONER / LOCATOR / DIE	SETTING		TOOL	POSITIONER / LOCATOR / DIE	SETTING					
M39012/1-X125 (M39012/40-X007) (M39012/40-X030) (MS90293-941C) (UG-941) (M39012/1-X025)	0,7	N	P	S	T	A	P	XI	-	-	-	-	-	-	-	-	-	-	-	-	-	-	-	-
M39012/1-X130	0,7	N	P	S	T	A	P	220-00002	-	-	-	-	-	-	-	-	-	-	-	-	-	-	-	-
M39012/1-X131	0,7	N	P	S	T	A	P	221-00002	-	-	-	-	-	-	-	-	-	-	-	-	-	-	-	-
M39012/1-X132	0,7	N	P	S	T	A	P	222-00002	-	-	-	-	-	-	-	-	-	-	-	-	-	-	-	-
M39012/1-X133	0,7	N	P	S	T	A	P	223-00002	-	-	-	-	-	-	-	-	-	-	-	-	-	-	-	-
M39012/1-X134	0,7	N	P	S	T	A	P	224-00002	-	-	-	-	-	-	-	-	-	-	-	-	-	-	-	-
M39012/1-X135	0,7	N	P	S	T	A	P	225-00002	-	-	-	-	-	-	-	-	-	-	-	-	-	-	-	-
M39012/1-X136	0,7	N	P	S	T	A	P	226-00002	-	-	-	-	-	-	-	-	-	-	-	-	-	-	-	-
M39012/1-X137	0,7	N	P	S	T	A	P	227-00002	-	-	-	-	-	-	-	-	-	-	-	-	-	-	-	-
M39012/1-X138	0,7	N	P	S	T	A	P	228-00002	-	-	-	-	-	-	-	-	-	-	-	-	-	-	-	-
M39012/1-X501 (M39012/40-X012) (M39012/40-X033)	0,7	N	P	S	T	D	P	Xb	B0008 B0012	/1-10	RED	BLK	/1-01	/1-13	-	/1-50	/5-01 (/5-01)	/5-25 (/5-61)	A (A)	0.687 REF	0.416 0.396	0.510 0.490	0.197 0.177	
M39012/1-X502 (M39012/40-X013) (M39012/40-X034)	0,7	N	P	S	T	D	P	Xa	B0007	/1-10	RED	BLK	/1-01	/1-13	-	/1-51	/5-01 (/5-01)	/5-25 (/5-61)	A (A)	0.687 REF	0.416 0.396	0.510 0.490	0.197 0.177	
M39012/1-X503 (M39012/40-X035)	0,7	N	P	S	T	D	P	VIb	-	/1-11	BLU	BLK	/1-01	/1-13	-	/1-52	/5-01 (/5-01) (/5-01)	/5-05 (/5-11) (/5-19) (/5-57)	A (A) (B) (A)	0.687 REF	0.416 0.396	0.510 0.490	0.197 0.177	
M39012/1-X504 (UG-536/U)	0,7	N	P	S	T	D	P	VIa	-	/1-11	BLU	BLK	/1-01	/1-13	-	/1-53	/5-01 (/5-01) (/5-01)	/5-05 (/5-11) (/5-19) (/5-57)	A (A) (B) (A)	0.687 REF	0.416 0.396	0.510 0.490	0.197 0.177	
M39012/2-X003 (MS91237-23F) (MS91235-1186A) (M39012/2-X002)	0,7	N	S	S	T	A	P	X	B0008 B0009 B0012 B0013 B0014	-	-	-	-	-	-	-	-	-	-	-	-	-	-	
M39012/2-X006 (MS91237-22F) (MS90536-1187A) (M39012/2-X005)	0,7	N	S	S	T	A	R	X	B0016 B0017 B0033 B0035 B0036 B0037	-	-	-	-	-	-	-	-	-	-	-	-	-	-	

MIL-HDBK-1646

APPENDIX C

TABLE C-I. Connector, contact, tool information for M39012 connectors - Continued.

CONNECTOR										CENTER CONTACT TERMINATION (M39012/X)						SHIELD CONTACT TERMINATION (M39012/X)			STRIP LENGTH (IN INCHES)					
PART NUMBER [1/] (SUPERSEDED)	PLATING [1/] [2/]	SERIES	CONTACT TYPE [3/]	FORM [4/]	COUPLING [5/]	CATEGORY [6/]	MATING	COMPATIBLE CABLE GROUP (TABLE C-III OR M17/X) [7/]	MAINTENANCE REPLACEMENTS FOR CATEGORY B [6/]	PART NUMBER	INNER COLOR BAND [8/]	OUTER COLOR BAND [8/]	CRIMP TOOL (M22520/X)			PART NUMBER	CRIMP TOOL (M22520/X)			ENTIRE LENGTH	EXPOSED SHIELD	EXPOSED SHIELD AND DIELECTRIC	EXPOSED CONDUCTOR	
													TOOL	POSITIONER / LOCATOR /DIE	SETTING		TOOL	POSITIONER / LOCATOR /DIE	SETTING					
M39012/2BX007 (M23329/2-11) (UG-1687/U) (M39012/2-X011) (UG-1691/U) (M39012/2-X007)	0	N	S	S	T	B	P	73-RG212 RG-222/U	-	-	-	-	-	-	-	-	-	-	-	-	-	-	-	-
M39012/2BX008 (M23329/2-12) (UG-1688/U) (M39012/2-X008)	0	N	S	S	T	B	P	74-RG213	-	-	-	-	-	-	-	-	-	-	-	-	-	-	-	-
M39012/2BX009 (M23329/2-13) (UG-1689/U) (M39012/2-X009)	0	N	S	S	T	B	P	75-RG214	-	-	-	-	-	-	-	-	-	-	-	-	-	-	-	-
M39012/2BX012 (M23329/2-17) (UG-1692/U) (M39012/2-X012)	0	N	S	S	T	B	P	65-RG165	-	-	-	-	-	-	-	-	-	-	-	-	-	-	-	-
M39012/2BX013 (M23329/2-18) (UG-1693/U) (M39012/2-X013)	0	N	S	S	T	B	P	RG-225/U	-	-	-	-	-	-	-	-	-	-	-	-	-	-	-	-
M39012/2BX014 (M23329/2-19) (UG-1694/U) (M39012/2-X014)	0	N	S	S	T	B	P	62-RG144 6-RG11	-	-	-	-	-	-	-	-	-	-	-	-	-	-	-	-
M39012/2BX015 (UG-1696/U) (M39012/2-X015)	0	N	S	S	T	B	R	73-RG212 RG-222/U	-	-	-	-	-	-	-	-	-	-	-	-	-	-	-	-
M39012/2BX016 (UG-1697/U) (M39012/2-X016)	0	N	S	S	T	B	R	74-RG213	-	-	-	-	-	-	-	-	-	-	-	-	-	-	-	-
M39012/2BX017 (UG-1698/U) (M39012/2-X017)	0	N	S	S	T	B	R	75-RG214	-	-	-	-	-	-	-	-	-	-	-	-	-	-	-	-
M39012/2BX018 (UG-1818/U) (M39012/2-X018)	0	N	S	S	T	B	P	77-RG216	-	-	-	-	-	-	-	-	-	-	-	-	-	-	-	-
M39012/2-X019 (M39012/2-X023) (M39012/2-X040)	0, 7	N	S	S	T	C	P	VIII	B0007	-	-	-	-	-	-	-	/5-01 (/5-01)	/5-35 (/5-55)	A (A)	0.687 REF	0.416 0.396	0.510 0.490	0.197 0.177	

MIL-HDBK-1646

APPENDIX C

TABLE C-I. Connector, contact, tool information for M39012 connectors - Continued.

CONNECTOR										CENTER CONTACT TERMINATION (M39012/X)						SHIELD CONTACT TERMINATION (M39012/X)			STRIP LENGTH (IN INCHES)				
PART NUMBER [1/] (SUPERSEDED)	PLATING [1/] [2/]	SERIES	CONTACT TYPE [3/]	FORM [4/]	COUPLING [5/]	CATEGORY [6/]	MATING	COMPATIBLE CABLE GROUP (TABLE C-III OR M17/X) [7/]	MAINTENANCE REPLACEMENTS FOR CATEGORY B [6/]	PART NUMBER	INNER COLOR BAND [8/]	OUTER COLOR BAND [8/]	CRIMP TOOL (M22520/X)			PART NUMBER	CRIMP TOOL (M22520/X)			ENTIRE LENGTH	EXPOSED SHIELD	EXPOSED SHIELD AND DIELECTRIC	EXPOSED CONDUCTOR
													TOOL	POSITIONER / LOCATOR /DIE	SETTING		TOOL	POSITIONER / LOCATOR /DIE	SETTING				
M39012/2-X020 (M39012/2-X024)	0,7	N	S	S	T	C	P	Xa	B0008	-	-	-	-	-	-	-	/5-01	/5-61	A	0.687 REF	0.416 0.396	0.510 0.490	0.197 0.177
M39012/2-X021 (M39012/2-X025)	0,7	N	S	S	T	C	P	Xb	B0009	-	-	-	-	-	-	-	/5-01	/5-61	A	0.687 REF	0.416 0.396	0.510 0.490	0.197 0.177
M39012/2-X026	0,7	N	S	S	T	C	P	Xc	B0014	-	-	-	-	-	-	-	/5-01	/5-61	A	0.687 REF	0.416 0.396	0.510 0.490	0.197 0.177
M39012/2-X027 (M39012/2-X043)	0,7	N	S	S	T	C	R	VIII	B0015	-	-	-	-	-	-	-	/5-01 (/5-01)	/5-35 (/5-55)	A (A)	0.687 REF	0.416 0.396	0.510 0.490	0.197 0.177
M39012/2-X028 (M39012/2-X041)	0,7	N	S	S	T	C	R	Xa	B0016	-	-	-	-	-	-	-	/5-01	/5-61	A	0.687 REF	0.416 0.396	0.510 0.490	0.197 0.177
M39012/2-X029 (M39012/2-X024)	0,7	N	S	S	T	C	R	Xb	B0017	-	-	-	-	-	-	-	/5-01	/5-61	A	0.687 REF	0.416 0.396	0.510 0.490	0.197 0.177
M39012/2-X030	0,7	N	S	S	T	C	R	Xd	B0037	-	-	-	-	-	-	-	/5-01	/5-61	A	0.687 REF	0.416 0.396	0.510 0.490	0.197 0.177
M39012/2BX035 (M39012/2-X035)	0	N	S	S	T	B	R	65-RG165	-	-	-	-	-	-	-	-	-	-	-	-	-	-	-
M39012/2BX036 (M39012/2-X036)	0	N	S	S	T	B	R	6-RG11 62-RG144	-	-	-	-	-	-	-	-	-	-	-	-	-	-	-
M39012/2BX037 (M39012/2-X037)	0	N	S	S	T	B	R	77-RG216	-	-	-	-	-	-	-	-	-	-	-	-	-	-	-
M39012/2BX038 (M39012/2-X038)	0	N	S	S	T	B	R	2-RG6	-	-	-	-	-	-	-	-	-	-	-	-	-	-	-
M39012/2-X039	0,7	N	S	S	T	C	P	Xd	-	-	-	-	-	-	-	-	/5-01	/5-61	A	0.687 REF	0.416 0.396	0.510 0.490	0.197 0.177
M39012/2-X042	0,7	N	S	S	T	C	R	Xc	B0036	-	-	-	-	-	-	-	/5-01	/5-61	A	0.687 REF	0.416 0.396	0.510 0.490	0.197 0.177
M39012/2BX044 (M39012/2-X044)	0	N	S	S	T	B	P	2-RG6	-	-	-	-	-	-	-	-	-	-	-	-	-	-	-
M39012/2-X050	0,7	N	S	S	T	A	P	220-00001	-	-	-	-	-	-	-	-	-	-	-	-	-	-	-
M39012/2-X051	0,7	N	S	S	T	A	P	221-00001	-	-	-	-	-	-	-	-	-	-	-	-	-	-	-
M39012/2-X052	0,7	N	S	S	T	A	P	222-00001	-	-	-	-	-	-	-	-	-	-	-	-	-	-	-
M39012/2-X053	0,7	N	S	S	T	A	P	223-00001	-	-	-	-	-	-	-	-	-	-	-	-	-	-	-
M39012/2-X054	0,7	N	S	S	T	A	P	224-00001	-	-	-	-	-	-	-	-	-	-	-	-	-	-	-
M39012/2-X055	0,7	N	S	S	T	A	P	225-00001	-	-	-	-	-	-	-	-	-	-	-	-	-	-	-
M39012/2-X056	0,7	N	S	S	T	A	P	226-00001	-	-	-	-	-	-	-	-	-	-	-	-	-	-	-
M39012/2-X057	0,7	N	S	S	T	A	P	227-00001	-	-	-	-	-	-	-	-	-	-	-	-	-	-	-
M39012/2-X058	0,7	N	S	S	T	A	P	228-00001	-	-	-	-	-	-	-	-	-	-	-	-	-	-	-
M39012/2-X060	0,7	N	S	S	T	A	R	230-00001	-	-	-	-	-	-	-	-	-	-	-	-	-	-	-
M39012/2-X061	0,7	N	S	S	T	A	R	231-00001	-	-	-	-	-	-	-	-	-	-	-	-	-	-	-
M39012/2-X062	0,7	N	S	S	T	A	R	232-00001	-	-	-	-	-	-	-	-	-	-	-	-	-	-	-

MIL-HDBK-1646
APPENDIX C

TABLE C-I. Connector, contact, tool information for M39012 connectors - Continued.

CONNECTOR										CENTER CONTACT TERMINATION (M39012/X)						SHIELD CONTACT TERMINATION (M39012/X)				STRIP LENGTH (IN INCHES)				
PART NUMBER [1/] (SUPERSEDED)	PLATING [1/] [2/]	SERIES	CONTACT TYPE [3/]	FORM [4/]	COUPLING [5/]	CATEGORY [6/]	MATING	COMPATIBLE CABLE GROUP (TABLE C-III OR M17/X) [7/]	MAINTENANCE REPLACEMENTS FOR CATEGORY B [6/]	PART NUMBER	INNER COLOR BAND [8/]	OUTER COLOR BAND [8/]	CRIMP TOOL (M22520/X)			PART NUMBER	CRIMP TOOL (M22520/X)			ENTIRE LENGTH	EXPOSED SHIELD	EXPOSED SHIELD AND DIELECTRIC	EXPOSED CONDUCTOR	
													TOOL	POSITIONER / LOCATOR / DIE	SETTING		TOOL	POSITIONER / LOCATOR / DIE	SETTING					
M39012/2-X063	0,7	N	S	S	T	A	R	233-00001	-	-	-	-	-	-	-	-	-	-	-	-	-	-	-	-
M39012/2-X064	0,7	N	S	S	T	A	R	234-00001	-	-	-	-	-	-	-	-	-	-	-	-	-	-	-	-
M39012/2-X065	0,7	N	S	S	T	A	R	235-00001	-	-	-	-	-	-	-	-	-	-	-	-	-	-	-	-
M39012/2-X066	0,7	N	S	S	T	A	R	236-00001	-	-	-	-	-	-	-	-	-	-	-	-	-	-	-	-
M39012/2-X067	0,7	N	S	S	T	A	R	237-00001	-	-	-	-	-	-	-	-	-	-	-	-	-	-	-	-
M39012/2-X068	0,7	N	S	S	T	A	R	238-00001	-	-	-	-	-	-	-	-	-	-	-	-	-	-	-	-
M39012/2-X101 (MS91233-20D) (M39012/2-X001)	0,7	N	S	S	T	A	P	VIII	B0007 B0044	-	-	-	-	-	-	-	-	-	-	-	-	-	-	-
M39012/2-X104 (MS91235-1) (MS91233-19E) (M39012/2-X004)	0,7	N	S	S	T	A	R	VIII	B0015 B0038	-	-	-	-	-	-	-	-	-	-	-	-	-	-	-
M39012/2-X131 (UG-940C/U) (M39012/2-X031)	0,7	N	S	S	T	A	P	XI	-	-	-	-	-	-	-	-	-	-	-	-	-	-	-	-
M39012/2-X132 (UG-935D/U) (M39012/2-X032)	0,7	N	S	S	T	A	R	XI	-	-	-	-	-	-	-	-	-	-	-	-	-	-	-	-
M39012/2-X133	0,7	N	S	S	T	A	R	XII	-	-	-	-	-	-	-	-	-	-	-	-	-	-	-	-
M39012/2-X134	0,7	N	S	S	T	A	P	XII	-	-	-	-	-	-	-	-	-	-	-	-	-	-	-	-
M39012/2-X150	0,7	N	S	S	T	A	P	220-00002	-	-	-	-	-	-	-	-	-	-	-	-	-	-	-	-
M39012/2-X151	0,7	N	S	S	T	A	P	221-00002	-	-	-	-	-	-	-	-	-	-	-	-	-	-	-	-
M39012/2-X152	0,7	N	S	S	T	A	P	222-00002	-	-	-	-	-	-	-	-	-	-	-	-	-	-	-	-
M39012/2-X153	0,7	N	S	S	T	A	P	223-00002	-	-	-	-	-	-	-	-	-	-	-	-	-	-	-	-
M39012/2-X154	0,7	N	S	S	T	A	P	224-00002	-	-	-	-	-	-	-	-	-	-	-	-	-	-	-	-
M39012/2-X155	0,7	N	S	S	T	A	P	225-00002	-	-	-	-	-	-	-	-	-	-	-	-	-	-	-	-
M39012/2-X156	0,7	N	S	S	T	A	P	226-00002	-	-	-	-	-	-	-	-	-	-	-	-	-	-	-	-
M39012/2-X157	0,7	N	S	S	T	A	P	227-00002	-	-	-	-	-	-	-	-	-	-	-	-	-	-	-	-
M39012/2-X158	0,7	N	S	S	T	A	P	228-00002	-	-	-	-	-	-	-	-	-	-	-	-	-	-	-	-
M39012/2-X160	0,7	N	S	S	T	A	R	230-00002	-	-	-	-	-	-	-	-	-	-	-	-	-	-	-	-
M39012/2-X161	0,7	N	S	S	T	A	R	231-00002	-	-	-	-	-	-	-	-	-	-	-	-	-	-	-	-
M39012/2-X162	0,7	N	S	S	T	A	R	232-00002	-	-	-	-	-	-	-	-	-	-	-	-	-	-	-	-
M39012/2-X163	0,7	N	S	S	T	A	R	233-00002	-	-	-	-	-	-	-	-	-	-	-	-	-	-	-	-
M39012/2-X164	0,7	N	S	S	T	A	R	234-00002	-	-	-	-	-	-	-	-	-	-	-	-	-	-	-	-
M39012/2-X165	0,7	N	S	S	T	A	R	235-00002	-	-	-	-	-	-	-	-	-	-	-	-	-	-	-	-
M39012/2-X166	0,7	N	S	S	T	A	R	236-00002	-	-	-	-	-	-	-	-	-	-	-	-	-	-	-	-
M39012/2-X167	0,7	N	S	S	T	A	R	237-00002	-	-	-	-	-	-	-	-	-	-	-	-	-	-	-	-
M39012/2-X168	0,7	N	S	S	T	A	R	238-00002	-	-	-	-	-	-	-	-	-	-	-	-	-	-	-	-

MIL-HDBK-1646

APPENDIX C

TABLE C-I. Connector, contact, tool information for M39012 connectors - Continued.

CONNECTOR										CENTER CONTACT TERMINATION (M39012/X)						SHIELD CONTACT TERMINATION (M39012/X)			STRIP LENGTH (IN INCHES)				
PART NUMBER [1/] (SUPERSEDED)	PLATING [1/] [2/]	SERIES	CONTACT TYPE [3/]	FORM [4/]	COUPLING [5/]	CATEGORY [6/]	MATING	COMPATIBLE CABLE GROUP (TABLE C-III OR M17/X) [7/]	MAINTENANCE REPLACEMENTS FOR CATEGORY B [6/]	PART NUMBER	INNER COLOR BAND [8/]	OUTER COLOR BAND [8/]	CRIMP TOOL (M22520/X)			PART NUMBER	CRIMP TOOL (M22520/X)			ENTIRE LENGTH	EXPOSED SHIELD	EXPOSED SHIELD AND DIELECTRIC	EXPOSED CONDUCTOR
													TOOL	POSITIONER / LOCATOR /DIE	SETTING		TOOL	POSITIONER / LOCATOR /DIE	SETTING				
M39012/2-X501	0,7	N	S	S	T	D	P	Xb	B0009 B0013	/2-10	RED	BRN	/1-01	/1-13	—	/2-50	/5-01 (/5-01)	/5-25 (/5-61)	A (A)	0.687 REF	0.416 0.396	0.510 0.490	0.197 0.177
M39012/2-X502	0,7	N	S	S	T	D	P	Xa	B0008	/2-10	RED	BRN	/1-01	/1-13	—	/2-51	/5-01 (/5-01)	/5-25 (/5-61)	A (A)	0.687 REF	0.416 0.396	0.510 0.490	0.197 0.177
M39012/2-X503	0,7	N	S	S	T	D	P	VIb	—	/2-11	BLU	BRN	/1-01	/1-13	—	/2-52	/5-01 (/5-01) (/5-01)	/5-05 (/5-11) (/5-19) (/5-57)	A (A) (B) (A)	0.687 REF	0.416 0.396	0.510 0.490	0.197 0.177
M39012/2-X504	0,7	N	S	S	T	D	P	VIa	—	/2-11	BLU	BRN	/1-01	/1-13	—	/2-53	/5-01 (/5-01) (/5-01)	/5-05 (/5-11) (/5-19) (/5-57)	A (A) (B) (A)	0.687 REF	0.416 0.396	0.510 0.490	0.197 0.177
M39012/2-X511 (M39012/2-X033)	0,7	N	S	S	T	D	R	Xb	B0017 B0033	/2-10	RED	BRN	/1-01	/1-13	—	/2-50	/5-01 (/5-01)	/5-25 (/5-61)	A (A)	0.687 REF	0.416 0.396	0.510 0.490	0.197 0.177
M39012/2-X512	0,7	N	S	S	T	D	R	Xa	B0016	/2-10	RED	BRN	/1-01	/1-13	—	/2-51	/5-01 (/5-01)	/5-25 (/5-61)	A (A)	0.687 REF	0.416 0.396	0.510 0.490	0.197 0.177
M39012/2-X513	0,7	N	S	S	T	D	R	VIb	—	/2-11	BLU	BRN	/1-01	/1-13	—	/2-52	/5-01 (/5-01) (/5-01)	/5-05 (/5-11) (/5-19) (/5-57)	A (A) (B) (A)	0.687 REF	0.416 0.396	0.510 0.490	0.197 0.177
M39012/2-X514 (UG-1095/U)	0,7	N	S	S	T	D	R	VIa	—	/2-11	BLU	BRN	/1-01	/1-13	—	/2-53	/5-01 (/5-01) (/5-01)	/5-05 (/5-11) (/5-19) (/5-57)	A (A) (B) (A)	0.687 REF	0.416 0.396	0.510 0.490	0.197 0.177
M39012/3BX003 (M23329/2-20) (M39012/3-X003) (M23329/2-25) (M39012/3-X007) (UG-1699/U) (UG-1703/U)	0	N	S	S	T	B	R	73-RG212 RG-222/U	—	—	—	—	—	—	—	—	—	—	—	—	—	—	—
M39012/3BX004 (UG-1700/U) (M39012/3-X004)	0	N	S	S	T	B	R	74-RG213	—	—	—	—	—	—	—	—	—	—	—	—	—	—	—
M39012/3BX005 (M23329/2-22) (UG-1701/U) (M39012/3-X005)	0	N	S	S	T	B	R	75-RG214	—	—	—	—	—	—	—	—	—	—	—	—	—	—	—

MIL-HDBK-1646

APPENDIX C

TABLE C-I. Connector, contact, tool information for M39012 connectors - Continued.

CONNECTOR										CENTER CONTACT TERMINATION (M39012/X)						SHIELD CONTACT TERMINATION (M39012/X)				STRIP LENGTH (IN INCHES)				
PART NUMBER [1/] (SUPERSEDED)	PLATING [1/] [2/]	SERIES	CONTACT TYPE [3/]	FORM [4/]	COUPLING [5/]	CATEGORY [6/]	MATING	COMPATIBLE CABLE GROUP (TABLE C-III OR M17/X) [7/]	MAINTENANCE REPLACEMENTS FOR CATEGORY B [6/]	PART NUMBER	INNER COLOR BAND [8/]	OUTER COLOR BAND [8/]	CRIMP TOOL (M22520/X)			PART NUMBER	CRIMP TOOL (M22520/X)			ENTIRE LENGTH	EXPOSED SHIELD	EXPOSED SHIELD AND DIELECTRIC	EXPOSED CONDUCTOR	
													TOOL	POSITIONER / LOCATOR /DIE	SETTING		TOOL	POSITIONER / LOCATOR /DIE	SETTING					
M39012/3BX006 (M23329/2-23) (UG-1702/U) (M39012/3-X006)	0	N	S	S	T	B	R	78-RG217	-	-	-	-	-	-	-	-	-	-	-	-	-	-	-	-
M39012/3BX008 (M23329/2-26) (UG-1704/U) (M39012/3-X008)	0	N	S	S	T	B	R	65-RG165	-	-	-	-	-	-	-	-	-	-	-	-	-	-	-	-
M39012/3BX009 (M23329/2-27) (UG-1705/U) (M39012/2-X009)	0	N	S	S	T	B	R	RG-225/U	-	-	-	-	-	-	-	-	-	-	-	-	-	-	-	-
M39012/3BX010 (M23329/2-28) (UG-1706/U) (M39012/3-X010)	0	N	S	S	T	B	R	62-RG144 6-RG11	-	-	-	-	-	-	-	-	-	-	-	-	-	-	-	-
M39012/3BX011 (UG-1819/U) (M39012/3-X017)	0	N	S	S	T	B	R	77-RG216	-	-	-	-	-	-	-	-	-	-	-	-	-	-	-	-
M39012/3-X012 (M23329/2-21) (UG-160F/U) (M39012/3-X002) (UG-1537A/U)	0,7	N	S	S	T	A	R	X	B0004 B0005 B0008 B0009 B0010 B0011	-	-	-	-	-	-	-	-	-	-	-	-	-	-	-
M39012/3-X013 (M39012/3-X017) (M39012/3-X023)	0,7	N	S	S	T	C	R	VIII	B0003	-	-	-	-	-	-	-	/5-01 (/5-01)	/5-35 (/5-55)	A (A)	0.687 REF	0.416 0.396	0.510 0.490	0.197 0.177	
M39012/3-X014 (M39012/3-X018)	0,7	N	S	S	T	C	R	Xa	B0004	-	-	-	-	-	-	-	/5-01	/5-61	A	0.687 REF	0.416 0.396	0.510 0.490	0.197 0.177	
M39012/3-X015 (M39012/3-X019)	0,7	N	S	S	T	C	R	Xb	B0005	-	-	-	-	-	-	-	/5-01	/5-61	A	0.687 REF	0.416 0.396	0.510 0.490	0.197 0.177	
M39012/3-X020	0,7	N	S	S	T	C	R	Xc	B0010	-	-	-	-	-	-	-	/5-01	/5-61	A	0.687 REF	0.416 0.396	0.510 0.490	0.197 0.177	
M39012/3-X021	0,7	N	S	S	T	C	R	Xd	B0011	-	-	-	-	-	-	-	/5-01	/5-61	A	0.687 REF	0.416 0.396	0.510 0.490	0.197 0.177	
M39012/3BX022 (M39012/3-X022)	0	N	S	S	T	B	R	2-RG6	-	-	-	-	-	-	-	-	-	-	-	-	-	-	-	-
M39012/3-X030	0,7	N	S	S	T	A	R	220-00001	-	-	-	-	-	-	-	-	-	-	-	-	-	-	-	-
M39012/3-X031	0,7	N	S	S	T	A	R	221-00001	-	-	-	-	-	-	-	-	-	-	-	-	-	-	-	-
M39012/3-X032	0,7	N	S	S	T	A	R	222-00001	-	-	-	-	-	-	-	-	-	-	-	-	-	-	-	-

MIL-HDBK-1646

APPENDIX C

TABLE C-I. Connector, contact, tool information for M39012 connectors - Continued.

CONNECTOR										CENTER CONTACT TERMINATION (M39012/X)						SHIELD CONTACT TERMINATION (M39012/X)			STRIP LENGTH (IN INCHES)					
PART NUMBER [1/] (SUPERSEDED)	PLATING [1/] [2/]	SERIES	CONTACT TYPE [3/]	FORM [4/]	COUPLING [5/]	CATEGORY [6/]	MATING	COMPATIBLE CABLE GROUP (TABLE C-III OR M17/X) [7/]	MAINTENANCE REPLACEMENTS FOR CATEGORY B [6/]	PART NUMBER	INNER COLOR BAND [8/]	OUTER COLOR BAND [8/]	CRIMP TOOL (M22520/X)			PART NUMBER	CRIMP TOOL (M22520/X)			ENTIRE LENGTH	EXPOSED SHIELD	EXPOSED SHIELD AND DIELECTRIC	EXPOSED CONDUCTOR	
													TOOL	POSITIONER / LOCATOR / DIE	SETTING		TOOL	POSITIONER / LOCATOR / DIE	SETTING					
M39012/3-X033	0, 7	N	S	S	T	A	R	223-00001	-	-	-	-	-	-	-	-	-	-	-	-	-	-	-	-
M39012/3-X034	0, 7	N	S	S	T	A	R	224-00001	-	-	-	-	-	-	-	-	-	-	-	-	-	-	-	-
M39012/3-X035	0, 7	N	S	S	T	A	R	225-00001	-	-	-	-	-	-	-	-	-	-	-	-	-	-	-	-
M39012/3-X036	0, 7	N	S	S	T	A	R	226-00001	-	-	-	-	-	-	-	-	-	-	-	-	-	-	-	-
M39012/3-X037	0, 7	N	S	S	T	A	R	227-00001	-	-	-	-	-	-	-	-	-	-	-	-	-	-	-	-
M39012/3-X038	0, 7	N	S	S	T	A	R	228-00001	-	-	-	-	-	-	-	-	-	-	-	-	-	-	-	-
M39012/3-X101 (UG-1590/U) (M39012/3-X001)	0, 7	N	S	S	T	A	R	VIII	B0003 B0022	-	-	-	-	-	-	-	-	-	-	-	-	-	-	-
M39012/3-X102	0, 7	N	S	S	T	A	R	XII	-	-	-	-	-	-	-	-	-	-	-	-	-	-	-	-
M39012/3-X104	0, 7	N	S	S	T	A	R	XIV	-	-	-	-	-	-	-	-	-	-	-	-	-	-	-	-
M39012/3-X125	0, 7	N	S	S	T	A	R	XI	-	-	-	-	-	-	-	-	-	-	-	-	-	-	-	-
M39012/3-X130	0, 7	N	S	S	T	A	R	220-00002	-	-	-	-	-	-	-	-	-	-	-	-	-	-	-	-
M39012/3-X131	0, 7	N	S	S	T	A	R	221-00002	-	-	-	-	-	-	-	-	-	-	-	-	-	-	-	-
M39012/3-X132	0, 7	N	S	S	T	A	R	222-00002	-	-	-	-	-	-	-	-	-	-	-	-	-	-	-	-
M39012/3-X133	0, 7	N	S	S	T	A	R	223-00002	-	-	-	-	-	-	-	-	-	-	-	-	-	-	-	-
M39012/3-X134	0, 7	N	S	S	T	A	R	224-00002	-	-	-	-	-	-	-	-	-	-	-	-	-	-	-	-
M39012/3-X135	0, 7	N	S	S	T	A	R	225-00002	-	-	-	-	-	-	-	-	-	-	-	-	-	-	-	-
M39012/3-X136	0, 7	N	S	S	T	A	R	226-00002	-	-	-	-	-	-	-	-	-	-	-	-	-	-	-	-
M39012/3-X137	0, 7	N	S	S	T	A	R	227-00002	-	-	-	-	-	-	-	-	-	-	-	-	-	-	-	-
M39012/3-X138	0, 7	N	S	S	T	A	R	228-00002	-	-	-	-	-	-	-	-	-	-	-	-	-	-	-	-
M39012/3-X501	0, 7	N	S	S	T	D	R	Xb	B0005 B0009	/3-10	RED	RED	/1-01	/1-14	-	/3-50	/5-01 (/5-01)	/5-25 (/5-61)	A (A)	0.687 REF	0.416 0.396	0.510 0.490	0.197 0.177	
M39012/3-X502	0, 7	N	S	S	T	D	R	Xa	B0004	/3-10	RED	RED	/1-01	/1-14	-	/3-51	/5-01 (/5-01)	/5-25 (/5-61)	A (A)	0.687 REF	0.416 0.396	0.510 0.490	0.197 0.177	
M39012/3-X503	0, 7	N	S	S	T	D	R	VIb	-	/3-11	BLU	RED	/1-01	/1-14	-	/3-52	/5-01 (/5-01) (/5-01)	/5-05 (/5-11) (/5-19) (/5-57)	A (A) (B) (A)	0.687 REF	0.416 0.396	0.510 0.490	0.197 0.177	
M39012/3-X504 (UG-556B/U)	0, 7	N	S	S	T	D	R	VIa	-	/3-11	BLU	RED	/1-01	/1-14	-	/3-53	/5-01 (/5-01) (/5-01)	/5-05 (/5-11) (/5-19) (/5-57)	A (A) (B) (A)	0.687 REF	0.416 0.396	0.510 0.490	0.197 0.177	
M39012/4-X001 (MS90531-680A)	0, 7	N	S	S	T	-	R	UNCABLED	-	-	-	-	-	-	-	-	-	-	-	-	-	-	-	-
M39012/4-X002 (UG-58/U)	0, 7	N	S	S	T	-	R	UNCABLED	-	-	-	-	-	-	-	-	-	-	-	-	-	-	-	-
M39012/4-X003	0, 7	N	S	S	T	-	R	UNCABLED	-	-	-	-	-	-	-	-	-	-	-	-	-	-	-	-

MIL-HDBK-1646
APPENDIX C

TABLE C-I. Connector, contact, tool information for M39012 connectors - Continued.

CONNECTOR										CENTER CONTACT TERMINATION (M39012/X)						SHIELD CONTACT TERMINATION (M39012/X)				STRIP LENGTH (IN INCHES)				
PART NUMBER [1/] (SUPERSEDED)	PLATING [1/] [2/]	SERIES	CONTACT TYPE [3/]	FORM [4/]	COUPLING [5/]	CATEGORY [6/]	MATING	COMPATIBLE CABLE GROUP (TABLE C-III OR M17/X) [7/]	MAINTENANCE REPLACEMENTS FOR CATEGORY B [6/]	PART NUMBER	INNER COLOR BAND [8/]	OUTER COLOR BAND [8/]	CRIMP TOOL (M22520/X)			PART NUMBER	CRIMP TOOL (M22520/X)			ENTIRE LENGTH	EXPOSED SHIELD	EXPOSED SHIELD AND DIELECTRIC	EXPOSED CONDUCTOR	
													TOOL	POSITIONER / LOCATOR / DIE	SETTING		TOOL	POSITIONER / LOCATOR / DIE	SETTING					
M39012/5BX002 (UG-1107/U) (M39012/5-X002)	0	N	P	R	T	B	P	74-RG213	-	-	-	-	-	-	-	-	-	-	-	-	-	-	-	-
M39012/5BX003 (UG-1708/U) (M39012/5-X003)	0	N	P	R	T	B	P	75-RG214	-	-	-	-	-	-	-	-	-	-	-	-	-	-	-	-
M39012/5-X004 (M39012/5-X015)	0, 7	N	P	R	T	C	P	Xa	B0002 B0009	-	-	-	-	-	-	-	/5-01 (/5-01)	/5-35 (/5-55)	A (A)	0.687 REF	0.416 0.396	0.510 0.490	0.197 0.177	
M39012/5-X005 (M39012/5-X018)	0, 7	N	P	R	T	C	P	Xb	B0003 B0012	-	-	-	-	-	-	-	/5-01	/5-61	A	0.687 REF	0.416 0.396	0.510 0.490	0.197 0.177	
M39012/5-X006	0, 7	N	P	R	T	A	P	VIII	B0007 B0010	-	-	-	-	-	-	-	-	-	-	-	-	-	-	-
M39012/5BX007 (M39012/5-X007)	0	N	P	R	T	B	P	2-RG6	-	-	-	-	-	-	-	-	-	-	-	-	-	-	-	-
M39012/5BX008 (M39012/5-X008)	0	N	P	R	T	B	P	6-RG11 62-RG144	-	-	-	-	-	-	-	-	-	-	-	-	-	-	-	-
M39012/5BX009 (M39012/5-X009)	0	N	P	R	T	B	P	65-RG165	-	-	-	-	-	-	-	-	-	-	-	-	-	-	-	-
M39012/5BX010 (M39012/5-X010)	0	N	P	R	T	B	P	73-RG212 RG-222/U	-	-	-	-	-	-	-	-	-	-	-	-	-	-	-	-
M39012/5BX011 (M39012/5-X011)	0	N	P	R	T	B	P	77-RG216	-	-	-	-	-	-	-	-	-	-	-	-	-	-	-	-
M39012/5BX012 (M39012/5-X012)	0	N	P	R	T	B	P	RG-225/U	-	-	-	-	-	-	-	-	-	-	-	-	-	-	-	-
M39012/5-X014	0, 7	N	P	R	T	C	P	Xc	B0008	-	-	-	-	-	-	-	/5-01	/5-61	A	0.687 REF	0.416 0.396	0.510 0.490	0.197 0.177	
M39012/5-X015	0, 7	N	P	R	T	A	P	XII	-	-	-	-	-	-	-	-	-	-	-	-	-	-	-	-
M39012/5-X016 (M39012/5-X013)	0, 7	N	P	R	T	C	P	VIII	B0007 B0010	-	-	-	-	-	-	-	/5-01	/5-61	A	0.687 REF	0.416 0.396	0.510 0.490	0.197 0.177	
M39012/5-X017	0, 7	N	P	R	T	C	P	Xd	B0017	-	-	-	-	-	-	-	/5-01	/5-61	A	0.687 REF	0.416 0.396	0.510 0.490	0.197 0.177	
M39012/5-X030	0, 7	N	P	R	T	A	P	220-00001	-	-	-	-	-	-	-	-	-	-	-	-	-	-	-	-
M39012/5-X031	0, 7	N	P	R	T	A	P	221-00001	-	-	-	-	-	-	-	-	-	-	-	-	-	-	-	-
M39012/5-X032	0, 7	N	P	R	T	A	P	222-00001	-	-	-	-	-	-	-	-	-	-	-	-	-	-	-	-
M39012/5-X033	0, 7	N	P	R	T	A	P	223-00001	-	-	-	-	-	-	-	-	-	-	-	-	-	-	-	-
M39012/5-X034	0, 7	N	P	R	T	A	P	224-00001	-	-	-	-	-	-	-	-	-	-	-	-	-	-	-	-
M39012/5-X035	0, 7	N	P	R	T	A	P	225-00001	-	-	-	-	-	-	-	-	-	-	-	-	-	-	-	-
M39012/5-X036	0, 7	N	P	R	T	A	P	226-00001	-	-	-	-	-	-	-	-	-	-	-	-	-	-	-	-
M39012/5-X037	0, 7	N	P	R	T	A	P	227-00001	-	-	-	-	-	-	-	-	-	-	-	-	-	-	-	-
M39012/5-X038	0, 7	N	P	R	T	A	P	228-00001	-	-	-	-	-	-	-	-	-	-	-	-	-	-	-	-

MIL-HDBK-1646
APPENDIX C

TABLE C-I. Connector, contact, tool information for M39012 connectors - Continued.

CONNECTOR									CENTER CONTACT TERMINATION (M39012/X)						SHIELD CONTACT TERMINATION (M39012/X)			STRIP LENGTH (IN INCHES)					
PART NUMBER [1/] (SUPERSEDED)	PLATING [1/] [2/]	SERIES	CONTACT TYPE [3/]	FORM [4/]	COUPLING [5/]	CATEGORY [6/]	MATING	COMPATIBLE CABLE GROUP (TABLE C-III OR M17/X) [7/]	MAINTENANCE REPLACEMENTS FOR CATEGORY B [6/]	PART NUMBER	INNER COLOR BAND [8/]	OUTER COLOR BAND [8/]	CRIMP TOOL (M22520/X)			PART NUMBER	CRIMP TOOL (M22520/X)			ENTIRE LENGTH	EXPOSED SHIELD	EXPOSED SHIELD AND DIELECTRIC	EXPOSED CONDUCTOR
													TOOL	POSITIONER / LOCATOR / DIE	SETTING		TOOL	POSITIONER / LOCATOR / DIE	SETTING				
M39012/5-X101 (UG-594/U) (M39012/5-X001)	0, 7	N	P	R	T	A	P	X	B0002 B0003 B0008 B0009 B0011 B0012	-	-	-	-	-	-	-	-	-	-	-	-	-	-
M39012/5-X104	0, 7	N	P	R	T	A	P	XIV	-	-	-	-	-	-	-	-	-	-	-	-	-	-	-
M39012/5-X125	0, 7	N	P	R	T	A	P	XI	-	-	-	-	-	-	-	-	-	-	-	-	-	-	-
M39012/5-X130	0, 7	N	P	R	T	A	P	220-00002	-	-	-	-	-	-	-	-	-	-	-	-	-	-	-
M39012/5-X131	0, 7	N	P	R	T	A	P	221-00002	-	-	-	-	-	-	-	-	-	-	-	-	-	-	-
M39012/5-X132	0, 7	N	P	R	T	A	P	222-00002	-	-	-	-	-	-	-	-	-	-	-	-	-	-	-
M39012/5-X133	0, 7	N	P	R	T	A	P	223-00002	-	-	-	-	-	-	-	-	-	-	-	-	-	-	-
M39012/5-X134	0, 7	N	P	R	T	A	P	224-00002	-	-	-	-	-	-	-	-	-	-	-	-	-	-	-
M39012/5-X135	0, 7	N	P	R	T	A	P	225-00002	-	-	-	-	-	-	-	-	-	-	-	-	-	-	-
M39012/5-X136	0, 7	N	P	R	T	A	P	226-00002	-	-	-	-	-	-	-	-	-	-	-	-	-	-	-
M39012/5-X137	0, 7	N	P	R	T	A	P	227-00002	-	-	-	-	-	-	-	-	-	-	-	-	-	-	-
M39012/5-X138	0, 7	N	P	R	T	A	P	228-00002	-	-	-	-	-	-	-	-	-	-	-	-	-	-	-
M39012/5-X501	0, 7	N	P	R	T	D	P	Xb	B0003 B0012	/5-10	RED	ORN	/1-01	/1-13	-	/5-50	/5-01 (/5-01)	/5-25 (/5-61)	A (A)	0.687 REF	0.416 0.396	0.510 0.490	0.197 0.177
M39012/5-X502	0, 7	N	P	R	T	D	P	Xa	B0002	/5-10	RED	ORN	/1-01	/1-13	-	/5-51	/5-01 (/5-01)	/5-25 (/5-61)	A (A)	0.687 REF	0.416 0.396	0.510 0.490	0.197 0.177
M39012/5-X503	0, 7	N	P	R	T	D	P	VIb	-	/5-11	BLU	ORN	/1-01	/1-13	-	/5-52	/5-01 (/5-01) (/5-01)	/5-05 (/5-11) (/5-19) (/5-57)	A (A) (B) (A)	0.687 REF	0.416 0.396	0.510 0.490	0.197 0.177
M39012/5-X504	0, 7	N	P	R	T	D	P	VIa	-	/5-11	BLU	ORN	/1-01	/1-13	-	/5-53	/5-01 (/5-01) (/5-01)	/5-05 (/5-11) (/5-19) (/5-57)	A (A) (B) (A)	0.687 REF	0.416 0.396	0.510 0.490	0.197 0.177
M39012/6-X001 (UG-626/U)	0	C	P	S	B	A	P	73-RG212 112-RG304	B0021	-	-	-	-	-	-	-	-	-	-	-	-	-	-
M39012/6-X002 (UG-573/U)	0	C	P	S	B	A	P	65-RG165 74-RG213 75-RG214 86-00001	B0022	-	-	-	-	-	-	-	-	-	-	-	-	-	-
M39012/6-X003 (UG-707/U)	0	C	P	S	B	A	P	78-RG217	-	-	-	-	-	-	-	-	-	-	-	-	-	-	-
M39012/6-X004 (UG-711/U)	0	C	P	S	B	A	P	72-RG211	-	-	-	-	-	-	-	-	-	-	-	-	-	-	-

MIL-HDBK-1646
APPENDIX C

TABLE C-I. Connector, contact, tool information for M39012 connectors - Continued.

CONNECTOR										CENTER CONTACT TERMINATION (M39012/X)						SHIELD CONTACT TERMINATION (M39012/X)				STRIP LENGTH (IN INCHES)				
PART NUMBER [1/] (SUPERSEDED)	PLATING [1/] [2/]	SERIES	CONTACT TYPE [3/]	FORM [4/]	COUPLING [5/]	CATEGORY [6/]	MATING	COMPATIBLE CABLE GROUP (TABLE C-III OR M17/X) [7/]	MAINTENANCE REPLACEMENTS FOR CATEGORY B [6/]	PART NUMBER	INNER COLOR BAND [8/]	OUTER COLOR BAND [8/]	CRIMP TOOL (M22520/X)			PART NUMBER	CRIMP TOOL (M22520/X)			ENTIRE LENGTH	EXPOSED SHIELD	EXPOSED SHIELD AND DIELECTRIC	EXPOSED CONDUCTOR	
													TOOL	POSITIONER / LOCATOR /DIE	SETTING		TOOL	POSITIONER / LOCATOR /DIE	SETTING					
M39012/6-X005 (UG-708/U)	0	C	P	S	B	A	P	79-RG218	-	-	-	-	-	-	-	-	-	-	-	-	-	-	-	-
M39012/6-X013 (UG-943/U)	0	C	P	S	B	A	P	74-RG215	-	-	-	-	-	-	-	-	-	-	-	-	-	-	-	-
M39012/6-X014 (M39012/6-X001)	0	C	P	S	B	A	P	73-RG212 112-RG304	-	-	-	-	-	-	-	-	-	-	-	-	-	-	-	-
M39012/6-X015 (M39012/6-X002)	0	C	P	S	B	A	P	65-RG165 74-RG213 75-RG214 86-00001	-	-	-	-	-	-	-	-	-	-	-	-	-	-	-	-
M39012/6-X016 (M39012/6-X003)	0	C	P	S	B	A	P	78-RG217	-	-	-	-	-	-	-	-	-	-	-	-	-	-	-	-
M39012/6-X017 (M39012/6-X004)	0	C	P	S	B	A	P	72-RG211	B0022	-	-	-	-	-	-	-	-	-	-	-	-	-	-	-
M39012/6-X018 (M39012/6-X005)	0	C	P	S	B	A	P	79-RG218	-	-	-	-	-	-	-	-	-	-	-	-	-	-	-	-
M39012/6-X019 (M39012/6-X013)	0	C	P	S	B	A	P	74-RG215	-	-	-	-	-	-	-	-	-	-	-	-	-	-	-	-
M39012/6-X020	0	C	P	S	B	A	P	92-RG115	B0026	-	-	-	-	-	-	-	-	-	-	-	-	-	-	-
M39012/6BX021 (M39012/6-X021) (M39012/6-X007) (UG-1748/U)	0	C	P	S	B	B	P	73-RG212 112-RG304	-	-	-	-	-	-	-	-	-	-	-	-	-	-	-	-
M39012/6BX022 (M39012/6-X022) (M39012/6-X008) (UG-1749/U)	0	C	P	S	B	B	P	74-RG213 65-RG165	-	-	-	-	-	-	-	-	-	-	-	-	-	-	-	-
M39012/6BX023 (M39012/6-X023) (M39012/6-X009) (UG-1750/U)	0	C	P	S	B	B	P	75-RG214	-	-	-	-	-	-	-	-	-	-	-	-	-	-	-	-
M39012/6BX024 (M39012/6-X024) (M39012/6-X010) (UG-1751)	0	C	P	S	B	B	P	86-00001	-	-	-	-	-	-	-	-	-	-	-	-	-	-	-	-
M39012/6BX025 (M39012/6-X025) (M39012/6-X011) (UG-1752/U)	0	C	P	S	B	B	P	6-RG11	-	-	-	-	-	-	-	-	-	-	-	-	-	-	-	-

MIL-HDBK-1646
APPENDIX C

TABLE C-I. Connector, contact, tool information for M39012 connectors - Continued.

CONNECTOR									CENTER CONTACT TERMINATION (M39012/X)						SHIELD CONTACT TERMINATION (M39012/X)			STRIP LENGTH (IN INCHES)					
PART NUMBER [1/] (SUPERSEDED)	PLATING [1/] [2/]	SERIES	CONTACT TYPE [3/]	FORM [4/]	COUPLING [5/]	CATEGORY [6/]	MATING	COMPATIBLE CABLE GROUP (TABLE C-III OR M17/X) [7/]	MAINTENANCE REPLACEMENTS FOR CATEGORY B [6/]	PART NUMBER	INNER COLOR BAND [8/]	OUTER COLOR BAND [8/]	CRIMP TOOL (M22520/X)			PART NUMBER	CRIMP TOOL (M22520/X)			ENTIRE LENGTH	EXPOSED SHIELD	EXPOSED SHIELD AND DIELECTRIC	EXPOSED CONDUCTOR
													TOOL	POSITIONER / LOCATOR / DIE	SETTING		TOOL	POSITIONER / LOCATOR / DIE	SETTING				
M39012/6BX026 (M39012/6-X026)	0	C	P	S	B	B	P	92-RG115	-	-	-	-	-	-	-	-	-	-	-	-	-	-	-
M39012/6-X027 (M39012/6-X021)	0	C	P	S	B	C	P	73-RG212 112-RG304	B0021	-	-	-	-	-	-	-	/5-01 (/5-01)	/5-35 (/5-55)	A (A)	0.697 0.677	0.416 0.396	0.510 0.490	0.187 REF
M39012/6-X028 (M23329/1-01) (M23329/1-03)	0	C	P	S	B	C	P	74-RG213 65-RG165	B0022	-	-	-	-	-	-	-	/5-01	/5-61	A	0.697 0.677	0.416 0.396	0.510 0.490	0.187 REF
M39012/6-X029 (M23329/1-02)	0	C	P	S	B	C	P	75-RG214	B0023	-	-	-	-	-	-	-	/5-01	/5-61	A	0.697 0.677	0.416 0.396	0.510 0.490	0.187 REF
M39012/6-X030 (M23329/1-04)	0	C	P	S	B	C	P	86-00001	B0024	-	-	-	-	-	-	-	/5-01	/5-61	A	0.697 0.677	0.416 0.396	0.510 0.490	0.187 REF
M39012/6-X031 (M23329/1-09)	0	C	P	S	B	C	P	6-RG11	B0025	-	-	-	-	-	-	-	/5-01	/5-61	A	0.697 0.677	0.416 0.396	0.510 0.490	0.187 REF
M39012/6-X032	0	C	P	S	B	C	P	92-RG115	B0026	-	-	-	-	-	-	-	/5-01	/5-61	A	0.697 0.677	0.416 0.396	0.510 0.490	0.187 REF
M39012/7-X011 (M23329/1-05) (M23329/1-07)	0	C	S	S	B	C	P	74-RG213 65-RG165	B0021	-	-	-	-	-	-	-	/5-01	/5-61	A	0.697 0.677	0.416 0.396	0.510 0.490	0.187 REF
M39012/7-X012 (M23329/1-06)	0	C	S	S	B	C	P	75-RG214	B0022	-	-	-	-	-	-	-	/5-01	/5-61	A	0.697 0.677	0.416 0.396	0.510 0.490	0.187 REF
M39012/7-X013 (M23329/1-08)	0	C	S	S	B	C	P	RG-225/U	B0023	-	-	-	-	-	-	-	/5-01	/5-61	A	0.697 0.677	0.416 0.396	0.510 0.490	0.187 REF
M39012/7-X014	0	C	S	S	B	C	P	73-RG212 112-RG304	B0024	-	-	-	-	-	-	-	/5-01 (/5-01)	/5-35 (/5-55)	A (A)	0.697 0.677	0.416 0.396	0.510 0.490	0.187 REF
M39012/7-X015 (M23329/1-10)	0	C	S	S	B	C	P	6-RG11	B0025	-	-	-	-	-	-	-	/5-01	/5-61	A	0.697 0.677	0.416 0.396	0.510 0.490	0.187 REF
M39012/7-X016	0	C	S	S	B	C	P	92-RG115	B0026	-	-	-	-	-	-	-	/5-01	/5-61	A	0.697 0.677	0.416 0.396	0.510 0.490	0.187 REF
M39012/7-X017 (M39012/7-X001) (UG-572/U)	0	C	S	S	B	A	P	65-RG165 74-RG213 75-RG214 86-00001	-	-	-	-	-	-	-	-	-	-	-	-	-	-	-
M39012/7-X018 (M39012/7-X002) (UG-633/U)	0	C	S	S	B	A	P	73-RG212 112-RG304	B0024	-	-	-	-	-	-	-	-	-	-	-	-	-	-
M39012/7-X019 (M39012/7-X010) (UG-944/U)	0	C	S	S	B	A	P	74-RG215	-	-	-	-	-	-	-	-	-	-	-	-	-	-	-
M39012/7-X020	0	C	S	S	B	A	P	92-RG115	B0026	-	-	-	-	-	-	-	-	-	-	-	-	-	-

MIL-HDBK-1646
APPENDIX C

TABLE C-I. Connector, contact, tool information for M39012 connectors - Continued.

CONNECTOR										CENTER CONTACT TERMINATION (M39012/X)						SHIELD CONTACT TERMINATION (M39012/X)				STRIP LENGTH (IN INCHES)				
PART NUMBER [1/] (SUPERSEDED)	PLATING [1/] [2/]	SERIES	CONTACT TYPE [3/]	FORM [4/]	COUPLING [5/]	CATEGORY [6/]	MATING	COMPATIBLE CABLE GROUP (TABLE C-III OR M17/X) [7/]	MAINTENANCE REPLACEMENTS FOR CATEGORY B [6/]	PART NUMBER	INNER COLOR BAND [8/]	OUTER COLOR BAND [8/]	CRIMP TOOL (M22520/X)			PART NUMBER	CRIMP TOOL (M22520/X)			ENTIRE LENGTH	EXPOSED SHIELD	EXPOSED SHIELD AND DIELECTRIC	EXPOSED CONDUCTOR	
													TOOL	POSITIONER / LOCATOR / DIE	SETTING		TOOL	POSITIONER / LOCATOR / DIE	SETTING					
M39012/7BX021 (M39012/7-X021) (M39012/7-X003) (UG-1754/U)	0	C	S	S	B	B	P	74-RG213 65-RG165	-	-	-	-	-	-	-	-	-	-	-	-	-	-	-	-
M39012/7BX022 (M39012/7-X022) (M39012/7-X004) (UG-1755/U)	0	C	S	S	B	B	P	75-RG214	-	-	-	-	-	-	-	-	-	-	-	-	-	-	-	-
M39012/7BX023 (M39012/7-X023) (M39012/7-X005) (UG-1756/U)	0	C	S	S	B	B	P	RG-225/U	-	-	-	-	-	-	-	-	-	-	-	-	-	-	-	-
M39012/7BX024 (M39012/7-X024) (M39012/7-X007) (UG-1758/U)	0	C	S	S	B	B	P	73-RG212 112-RG304	-	-	-	-	-	-	-	-	-	-	-	-	-	-	-	-
M39012/7BX025 (M39012/7-X025) (M39012/7-X008) (UG-1759/U)	0	C	S	S	B	B	P	6-RG11	-	-	-	-	-	-	-	-	-	-	-	-	-	-	-	-
M39012/7BX026 (M39012/7-X026)	0	C	S	S	B	B	P	92-RG115	-	-	-	-	-	-	-	-	-	-	-	-	-	-	-	-
M39012/8-X001	0	C	S	S	B	A	R	65-RG165 74-RG213 75-RG214 RG-225/U	-	-	-	-	-	-	-	-	-	-	-	-	-	-	-	-
M39012/8-X002	0	C	S	S	B	A	R	73-RG212 112-RG304	-	-	-	-	-	-	-	-	-	-	-	-	-	-	-	-
M39012/8-X010 (M23329/1-11) (M23329/1-13)	0	C	S	S	B	C	R	74-RG213 65-RG165	B0019	-	-	-	-	-	-	-	/5-01	/5-61	A	0.697 0.677	0.416 0.396	0.510 0.490	0.187 REF	
M39012/8-X011 (M23329/1-12)	0	C	S	S	B	C	R	75-RG214	B0020	-	-	-	-	-	-	-	/5-01	/5-61	A	0.697 0.677	0.416 0.396	0.510 0.490	0.187 REF	
M39012/8-X012 (M23329/1-14)	0	C	S	S	B	C	R	RG-225/U	B0021	-	-	-	-	-	-	-	/5-01	/5-61	A	0.697 0.677	0.416 0.396	0.510 0.490	0.187 REF	
M39012/8-X013	0	C	S	S	B	C	R	73-RG212 112-RG304	-	-	-	-	-	-	-	-	/5-01 (/5-01)	/5-35 (/5-55)	A (A)	0.697 0.677	0.416 0.396	0.510 0.490	0.187 REF	
M39012/8-X014	0	C	S	S	B	C	R	6-RG11	-	-	-	-	-	-	-	-	/5-01	/5-61	A	0.697 0.677	0.416 0.396	0.510 0.490	0.187 REF	

MIL-HDBK-1646

APPENDIX C

TABLE C-I. Connector, contact, tool information for M39012 connectors - Continued.

CONNECTOR										CENTER CONTACT TERMINATION (M39012/X)						SHIELD CONTACT TERMINATION (M39012/X)			STRIP LENGTH (IN INCHES)				
PART NUMBER [1/] (SUPERSEDED)	PLATING [1/] [2/]	SERIES	CONTACT TYPE [3/]	FORM [4/]	COUPLING [5/]	CATEGORY [6/]	MATING	COMPATIBLE CABLE GROUP (TABLE C-III OR M17/X) [7/]	MAINTENANCE REPLACEMENTS FOR CATEGORY B [6/]	PART NUMBER	INNER COLOR BAND [8/]	OUTER COLOR BAND [8/]	CRIMP TOOL (M22520/X)			PART NUMBER	CRIMP TOOL (M22520/X)			ENTIRE LENGTH	EXPOSED SHIELD	EXPOSED SHIELD AND DIELECTRIC	EXPOSED CONDUCTOR
													TOOL	POSITIONER / LOCATOR / DIE	SETTING		TOOL	POSITIONER / LOCATOR / DIE	SETTING				
M39012/8-X015 (M39012/8-X001) (UG-571/U)	0	C	S	S	B	A	R	65-RG165 74-RG213 75-RG214 RG-225/U	-	-	-	-	-	-	-	-	-	-	-	-	-	-	-
M39012/8-X016 (M39012/8-X002) (UG-629/U)	0	C	S	S	B	A	R	73-RG212 112-RG304	-	-	-	-	-	-	-	-	-	-	-	-	-	-	-
M39012/8-X017 (M39012/8-X009)	0	C	S	S	B	A	R	74-RG215	-	-	-	-	-	-	-	-	-	-	-	-	-	-	-
M39012/8-X018	0	C	S	S	B	A	R	92-RG115	B0023	-	-	-	-	-	-	-	-	-	-	-	-	-	-
M39012/8BX019 (UG-1761/U) (M39012/8-X003) (M39012/8-X019)	0	C	S	S	B	B	R	74-RG213 65-RG165	-	-	-	-	-	-	-	-	-	-	-	-	-	-	-
M39012/8BX020 (UG-1762/U) (M39012/8-X004) (M39012/8-X020)	0	C	S	S	B	B	R	75-RG214	-	-	-	-	-	-	-	-	-	-	-	-	-	-	-
M39012/8BX021 (UG-1763/U) (M39012/8-X005) (M39012/8-X021)	0	C	S	S	B	B	R	RG-225/U	-	-	-	-	-	-	-	-	-	-	-	-	-	-	-
M39012/8BX022 (UG-1765/U) (M39012/8-X007) (M39012/8-X022)	0	C	S	S	B	B	R	73-RG212 RG-304/U	-	-	-	-	-	-	-	-	-	-	-	-	-	-	-
M39012/8BX023	0	C	S	S	B	B	R	92-RG115	-	-	-	-	-	-	-	-	-	-	-	-	-	-	-
M39012/8-X024 (M23329/1-15)	0	C	S	S	B	C	R	92-RG115	B0023	-	-	-	-	-	-	-	-	-	-	0.697 0.677	0.416 0.396	0.510 0.490	0.187 REF
M39012/9-X001 (UG-631/U)	0	C	S	S	B	A	R	29-RG59 30-RG62 90-RG71	-	-	-	-	-	-	-	-	-	-	-	-	-	-	-
M39012/9-X002 (UG-704/U) (UG-1767/U) (UG-1768/U) (M39012/9-X003) (M39012/9-X004)	0	C	S	S	B	A	R	28-RG58 84-RG223	-	-	-	-	-	-	-	-	-	-	-	-	-	-	-

MIL-HDBK-1646
APPENDIX C

TABLE C-I. Connector, contact, tool information for M39012 connectors - Continued.

CONNECTOR									CENTER CONTACT TERMINATION (M39012/X)						SHIELD CONTACT TERMINATION (M39012/X)			STRIP LENGTH (IN INCHES)					
PART NUMBER [1/] (SUPERSEDED)	PLATING [1/] [2/]	SERIES	CONTACT TYPE [3/]	FORM [4/]	COUPLING [5/]	CATEGORY [6/]	MATING	COMPATIBLE CABLE GROUP (TABLE C-III OR M17/X) [7/]	MAINTENANCE REPLACEMENTS FOR CATEGORY B [6/]	PART NUMBER	INNER COLOR BAND [8/]	OUTER COLOR BAND [8/]	CRIMP TOOL (M22520/X)			PART NUMBER	CRIMP TOOL (M22520/X)			ENTIRE LENGTH	EXPOSED SHIELD	EXPOSED SHIELD AND DIELECTRIC	EXPOSED CONDUCTOR
													TOOL	POSITIONER / LOCATOR /DIE	SETTING		TOOL	POSITIONER / LOCATOR /DIE	SETTING				
M39012/10-X001 (UG-710/U)	0	C	P	R	B	A	P	65-RG165 74-RG213 75-RG214 RG-225/U	-	-	-	-	-	-	-	-	-	-	-	-	-	-	-
M39012/10-X005	0	C	P	R	B	A	P	74-RG215	-	-	-	-	-	-	-	-	-	-	-	-	-	-	-
M39012/10-X006 (UG-1769/U) (M39012/10-X002)	0	C	P	R	B	C	P	74-RG213 65-RG165	-	-	-	-	-	-	-	-	/5-01	/5-61	A	0.697 0.677	0.416 0.396	0.510 0.490	0.187 REF
M39012/10-X007 (UG-1770/U) (M39012/10-X003)	0	C	P	R	B	C	P	75-RG214	-	-	-	-	-	-	-	-	/5-01	/5-61	A	0.697 0.677	0.416 0.396	0.510 0.490	0.187 REF
M39012/10-X008 (UG-1771/U) (M39012/10-X004)	0	C	P	R	B	C	P	RG-225/U	-	-	-	-	-	-	-	-	/5-01	/5-61	A	0.697 0.677	0.416 0.396	0.510 0.490	0.187 REF
M39012/10-X009	0	C	P	R	B	A	P	92-RG115	-	-	-	-	-	-	-	-	-	-	-	-	-	-	-
M39012/10-X011 (M39012/10-X010)	0	C	P	R	B	C	P	92-RG115	-	-	-	-	-	-	-	-	/5-01	/5-61	A	0.697 0.677	0.416 0.396	0.510 0.490	0.187 REF
M39012/11-X001 (UG-630/U) (UG-1773/U)	0	C	S	S	B	A	R	73-RG212 112-RG304	B0022	-	-	-	-	-	-	-	-	-	-	-	-	-	-
M39012/11-X002 (UG-570/U) (UG-1774/U) (M23329/1-11) (UG-1775/U)	0	C	S	S	B	A	R	65-RG165 74-RG213 75-RG214 86-00001	-	-	-	-	-	-	-	-	-	-	-	-	-	-	-
M39012/11-X012	0	C	S	S	B	C	R	73-RG212 112-RG304	B0022	-	-	-	-	-	-	-	/5-01 (/5-01)	/5-35 (/5-55)	A (A)	0.697 0.677	0.416 0.396	0.510 0.490	0.187 REF
M39012/11-X013	0	C	S	S	B	C	R	65-RG165 74-RG213	B0023	-	-	-	-	-	-	-	/5-01	/5-61	A	0.697 0.677	0.416 0.396	0.510 0.490	0.187 REF
M39012/11-X014	0	C	S	S	B	C	R	75-RG214	B0024	-	-	-	-	-	-	-	/5-01	/5-61	A	0.697 0.677	0.416 0.396	0.510 0.490	0.187 REF
M39012/11-X015 (M39012/11-X008) (UG-1777/U) (M23329/1-15)	0	C	S	S	B	C	R	86-00001	B0025	-	-	-	-	-	-	-	/5-01	/5-61	A	0.697 0.677	0.416 0.396	0.510 0.490	0.187 REF
M39012/11-X016	0	C	S	S	B	C	R	6-RG11	B0026	-	-	-	-	-	-	-	/5-01	/5-61	A	0.697 0.677	0.416 0.396	0.510 0.490	0.187 REF
M39012/11-X017	0	C	S	S	B	C	R	92-RG115	B0027	-	-	-	-	-	-	-	/5-01	/5-61	A	0.697 0.677	0.416 0.396	0.510 0.490	0.187 REF

MIL-HDBK-1646
APPENDIX C

TABLE C-I. Connector, contact, tool information for M39012 connectors - Continued.

CONNECTOR										CENTER CONTACT TERMINATION (M39012/X)						SHIELD CONTACT TERMINATION (M39012/X)				STRIP LENGTH (IN INCHES)				
PART NUMBER [1/] (SUPERSEDED)	PLATING [1/] [2/]	SERIES	CONTACT TYPE [3/]	FORM [4/]	COUPLING [5/]	CATEGORY [6/]	MATING	COMPATIBLE CABLE GROUP (TABLE C-III OR M17/X) [7/]	MAINTENANCE REPLACEMENTS FOR CATEGORY B [6/]	PART NUMBER	INNER COLOR BAND [8/]	OUTER COLOR BAND [8/]	CRIMP TOOL (M22520/X)			PART NUMBER	CRIMP TOOL (M22520/X)			ENTIRE LENGTH	EXPOSED SHIELD	EXPOSED SHIELD AND DIELECTRIC	EXPOSED CONDUCTOR	
													TOOL	POSITIONER / LOCATOR /DIE	SETTING		TOOL	POSITIONER / LOCATOR /DIE	SETTING					
M39012/11-X018 (M39012/11-X001) (UG-603/U)	0	C	S	S	B	A	R	73-RG212 112-RG304	-	-	-	-	-	-	-	-	-	-	-	-	-	-	-	-
M39012/11-X019 (M39012/11-X002) (UG-570/U)	0	C	S	S	B	A	R	65-RG165 74-RG213 75-RG214 86-00001	-	-	-	-	-	-	-	-	-	-	-	-	-	-	-	-
M39012/11-X020 (M39012/11-X010)	0	C	S	S	B	A	R	74-RG215	-	-	-	-	-	-	-	-	-	-	-	-	-	-	-	-
M39012/11-X021	0	C	S	S	B	A	R	92-RG115	B0027	-	-	-	-	-	-	-	-	-	-	-	-	-	-	-
M39012/11BX022 (M39012/11-X022)	0	C	S	S	B	B	R	73-RG212 112-RG304	-	-	-	-	-	-	-	-	-	-	-	-	-	-	-	-
M39012/11BX023 (M39012/11-X023)	0	C	S	S	B	B	R	65-RG165 74-RG213	-	-	-	-	-	-	-	-	-	-	-	-	-	-	-	-
M39012/11BX024 (M39012/11-X024)	0	C	S	S	B	B	R	75-RG214	-	-	-	-	-	-	-	-	-	-	-	-	-	-	-	-
M39012/11BX025 (M39012/11-X025)	0	C	S	S	B	B	R	86-00001	-	-	-	-	-	-	-	-	-	-	-	-	-	-	-	-
M39012/11BX026 (M39012/11-X026)	0	C	S	S	B	B	R	6-RG11	-	-	-	-	-	-	-	-	-	-	-	-	-	-	-	-
M39012/11BX027 (M39012/11-X027)	0	C	S	S	B	B	R	92-RG115	-	-	-	-	-	-	-	-	-	-	-	-	-	-	-	-
M39012/12-X001 (UG-568/U)	0	C	S	S	B	-	R	UNCABLED	-	-	-	-	-	-	-	-	-	-	-	-	-	-	-	-
M39012/13-X001 (UG-706/U)	0	C	S	S	B	-	R	UNCABLED	-	-	-	-	-	-	-	-	-	-	-	-	-	-	-	-
M39012/14-X001 (UG-569/U)	0	C	S	S	B	-	R	UNCABLED	-	-	-	-	-	-	-	-	-	-	-	-	-	-	-	-
M39012/14-X002 (UG-705/U)	0	C	S	S	B	-	R	UNCABLED	-	-	-	-	-	-	-	-	-	-	-	-	-	-	-	-
M39012/15-X001 (UG-627/U)	0	C	P	S	B	A	P	29-RG59 30-RG62 90-RG71	-	-	-	-	-	-	-	-	-	-	-	-	-	-	-	-
M39012/15-X002 (UG-709/U) (UG-1779/U) (UG-1780/U) (M39012/15-X003) (M39012/15-X004)	0	C	P	S	B	A	P	28-RG58 84-RG223	-	-	-	-	-	-	-	-	-	-	-	-	-	-	-	-

MIL-HDBK-1646
APPENDIX C

TABLE C-I. Connector, contact, tool information for M39012 connectors - Continued.

CONNECTOR										CENTER CONTACT TERMINATION (M39012/X)						SHIELD CONTACT TERMINATION (M39012/X)				STRIP LENGTH (IN INCHES)				
PART NUMBER [1/] (SUPERSEDED)	PLATING [1/] [2/]	SERIES	CONTACT TYPE [3/]	FORM [4/]	COUPLING [5/]	CATEGORY [6/]	MATING	COMPATIBLE CABLE GROUP (TABLE C-III OR M17/X) [7/]	MAINTENANCE REPLACEMENTS FOR CATEGORY B [6/]	PART NUMBER	INNER COLOR BAND [8/]	OUTER COLOR BAND [8/]	CRIMP TOOL (M22520/X)			PART NUMBER	CRIMP TOOL (M22520/X)			ENTIRE LENGTH	EXPOSED SHIELD	EXPOSED SHIELD AND DIELECTRIC	EXPOSED CONDUCTOR	
													TOOL	POSITIONER / LOCATOR / DIE	SETTING		TOOL	POSITIONER / LOCATOR / DIE	SETTING					
M39012/16BX004 (M23329/3-01) (M39012/16-X004)	0	BNC	P	S	B	B	P	28-RG58	-	-	-	-	-	-	-	-	-	-	-	-	-	-	-	-
M39012/16BX005 (M23329/3-02) (M39012/16-X005)	0	BNC	P	S	B	B	P	84-RG223	-	-	-	-	-	-	-	-	-	-	-	-	-	-	-	-
M39012/16BX006 (M23329/3-03) (M39012/16-X006)	0	BNC	P	S	B	B	P	111-RG303	-	-	-	-	-	-	-	-	-	-	-	-	-	-	-	-
M39012/16BX007 (M23329/3-04) (M39012/16-X007)	0	BNC	P	S	B	B	P	60-RG142	-	-	-	-	-	-	-	-	-	-	-	-	-	-	-	-
M39012/16BX008 (M23329/3-05) (M39012/16-X008)	0	BNC	P	S	B	B	P	29-RG59 30-RG62 97-RG210	-	-	-	-	-	-	-	-	-	-	-	-	-	-	-	-
M39012/16BX009 (M23329/3-06) (M39012/16-X009)	0	BNC	P	S	B	B	P	54-RG122	-	-	-	-	-	-	-	-	-	-	-	-	-	-	-	-
M39012/16BX012 (M39012/16-X012)	0	BNC	P	S	B	B	P	90-RG71	-	-	-	-	-	-	-	-	-	-	-	-	-	-	-	-
M39012/16-X013	0, 7	BNC	P	S	B	C	P	VIa	B0004 B0006	-	-	-	-	-	-	-	/5-01 (/5-01) (/5-01) (/5-01)	/5-05 (/5-11) (/5-19) (/5-57)	A (A) (B) (A)	0.593 REF	0.353 0.333	0.447 0.427	0.166 0.146	
M39012/16-X014	0, 7	BNC	P	S	B	C	P	VIb	B0005 B0007	-	-	-	-	-	-	-	/5-01 (/5-01) (/5-01) (/5-01)	/5-05 (/5-11) (/5-19) (/5-57)	A (A) (B) (A)	0.593 REF	0.353 0.333	0.447 0.427	0.166 0.146	
M39012/16-X015 (M39012/16-X020)	0, 7	BNC	P	S	B	C	P	VIIa	B0008 B0019	-	-	-	-	-	-	-	/5-01 (/5-01) (/5-01) (/5-01)	/5-07 (/5-13) (/5-19) (/5-59)	A (A) (A) (A)	0.593 REF	0.353 0.333	0.447 0.427	0.166 0.146	
M39012/16-X016	0, 7	BNC	P	S	B	C	P	IV	B0009	-	-	-	-	-	-	-	/5-01 (/5-01) (/5-01) (/5-01)	/5-05 (/5-09) (/5-41) (/5-41)	B (A) (B) (A)	0.593 REF	0.353 0.333	0.447 0.427	0.166 0.146	
M39012/16-X017	0, 7	BNC	P	S	B	C	P	VIIIb	B0012	-	-	-	-	-	-	-	/5-01 (/5-01) (/5-01) (/5-01)	/5-07 (/5-13) (/5-19) (/5-59)	A (A) (A) (A)	0.593 REF	0.353 0.333	0.447 0.427	0.166 0.146	
M39012/16BX019 (M39012/16-X019)	0	BNC	P	S	B	B	P	110-RG302	-	-	-	-	-	-	-	-	-	-	-	-	-	-	-	-

MIL-HDBK-1646
APPENDIX C

TABLE C-I. Connector, contact, tool information for M39012 connectors - Continued.

CONNECTOR										CENTER CONTACT TERMINATION (M39012/X)						SHIELD CONTACT TERMINATION (M39012/X)			STRIP LENGTH (IN INCHES)				
PART NUMBER [1/] (SUPERSEDED)	PLATING [1/] [2/]	SERIES	CONTACT TYPE [3/]	FORM [4/]	COUPLING [5/]	CATEGORY [6/]	MATING	COMPATIBLE CABLE GROUP (TABLE C-III OR M17/X) [7/]	MAINTENANCE REPLACEMENTS FOR CATEGORY B [6/]	PART NUMBER	INNER COLOR BAND [8/]	OUTER COLOR BAND [8/]	CRIMP TOOL (M22520/X)			PART NUMBER	CRIMP TOOL (M22520/X)			ENTIRE LENGTH	EXPOSED SHIELD	EXPOSED SHIELD AND DIELECTRIC	EXPOSED CONDUCTOR
													TOOL	POSITIONER / LOCATOR / DIE	SETTING		TOOL	POSITIONER / LOCATOR / DIE	SETTING				
M39012/16-X101 (UG-88/U) (M39012/16-X001) (M39012/16-X011) (M39012/16-X111)	0, 7	BNC	P	S	B	A	P	VI	B0004 B0005 B0006 B0007	-	-	-	-	-	-	-	-	-	-	-	-	-	-
M39012/16-X102 (UG-260/U) (M39012/16-X002) (M39012/16-X018) (M39012/16-X118)	0, 7	BNC	P	S	B	A	P	VII	B0008 B0012 B0019	-	-	-	-	-	-	-	-	-	-	-	-	-	-
M39012/16-X103 (UG-1033/U) (M39012/16-X003)	0, 7	BNC	P	S	B	A	P	IV	B0009	-	-	-	-	-	-	-	-	-	-	-	-	-	-
M39012/16-X220	0, 7	BNC	P	S	B	A	P	II	-	-	-	-	-	-	-	-	-	-	-	-	-	-	-
M39012/16-X222	0, 7	BNC	P	S	B	C	P	IIa	-	-	-	-	-	-	-	-	/5-01 (/5-01)	/5-03 (/5-35)	A (B)	0.593 REF	0.353 0.333	0.447 0.427	0.166 0.146
M39012/16-X225 (UG-959/U)	0, 7	BNC	P	S	B	A	P	X	-	-	-	-	-	-	-	-	-	-	-	-	-	-	-
M39012/16-X501	0, 7	BNC	P	S	B	D	P	IV	B0009	/16-12	ORN	YEL	/1-01	/1-12	-	/16-50	/5-01 (/5-01) (/5-01)	/5-05 (/5-09) (/5-41)	B (A) (B)	0.593 REF	0.353 0.333	0.447 0.427	0.166 0.146
M39012/16-X502	0, 7	BNC	P	S	B	D	P	V	-	/16-11	BLU	YEL	/1-01	/1-12	-	/16-50	/5-01 (/5-01) (/5-01)	/5-05 (/5-09) (/5-41)	B (A) (B)	0.593 REF	0.353 0.333	0.447 0.427	0.166 0.146
M39012/16-X503	0, 7	BNC	P	S	B	D	P	VIb	B0007	/16-10	RED	YEL	/1-01	/1-12	-	/16-51	/5-01 (/5-01) (/5-01)	/5-05 (/5-11) (/5-19) (/5-57)	A (A) (B) (A)	0.593 REF	0.353 0.333	0.447 0.427	0.166 0.146
M39012/16-X504	0, 7	BNC	P	S	B	D	P	VIa	B0004	/16-10	RED	YEL	/1-01	/1-12	-	/16-52	/5-01 (/5-01) (/5-01) (/5-01)	/5-05 (/5-11) (/5-19) (/5-57)	A (A) (B) (A)	0.593 REF	0.353 0.333	0.447 0.427	0.166 0.146
M39012/17BX004 (M23329/3-08) (M39012/17-X004)	0	BNC	S	S	B	B	P	28-RG58	-	-	-	-	-	-	-	-	-	-	-	-	-	-	-
M39012/17BX005 (M23329/3-09) (M39012/17-X005)	0	BNC	S	S	B	B	P	84-RG223	-	-	-	-	-	-	-	-	-	-	-	-	-	-	-
M39012/17BX006 (M23329/3-10) (M39012/17-X006)	0	BNC	S	S	B	B	P	111-RG303	-	-	-	-	-	-	-	-	-	-	-	-	-	-	-

MIL-HDBK-1646
APPENDIX C

TABLE C-I. Connector, contact, tool information for M39012 connectors - Continued.

CONNECTOR										CENTER CONTACT TERMINATION (M39012/X)						SHIELD CONTACT TERMINATION (M39012/X)			STRIP LENGTH (IN INCHES)				
PART NUMBER [1/] (SUPERSEDED)	PLATING [1/] [2/]	SERIES	CONTACT TYPE [3/]	FORM [4/]	COUPLING [5/]	CATEGORY [6/]	MATING	COMPATIBLE CABLE GROUP (TABLE C-III OR M17/X) [7/]	MAINTENANCE REPLACEMENTS FOR CATEGORY B [6/]	PART NUMBER	INNER COLOR BAND [8/]	OUTER COLOR BAND [8/]	CRIMP TOOL (M22520/X)			PART NUMBER	CRIMP TOOL (M22520/X)			ENTIRE LENGTH	EXPOSED SHIELD	EXPOSED SHIELD AND DIELECTRIC	EXPOSED CONDUCTOR
													TOOL	POSITIONER / LOCATOR / DIE	SETTING		TOOL	POSITIONER / LOCATOR / DIE	SETTING				
M39012/17BX007 (M23329/3-11) (M39012/17-X007)	0	BNC	S	S	B	B	P	60-RG142	-	-	-	-	-	-	-	-	-	-	-	-	-	-	-
M39012/17BX008 (M23329/3-12) (M39012/17-X008)	0	BNC	S	S	B	B	P	29-RG59 30-RG62 97-RG210	-	-	-	-	-	-	-	-	-	-	-	-	-	-	-
M39012/17BX009 (M23329/3-13) (M39012/17-X009)	0	BNC	S	S	B	B	P	54-RG122	-	-	-	-	-	-	-	-	-	-	-	-	-	-	-
M39012/17BX012 (M39012/17-X012)	0	BNC	S	S	B	B	P	90-RG71	-	-	-	-	-	-	-	-	-	-	-	-	-	-	-
M39012/17-X013	0, 7	BNC	S	S	B	C	P	VIa	B0004 B0006	-	-	-	-	-	-	-	/5-01 (/5-01) (/5-01) (/5-01)	/5-05 (/5-11) (/5-19) (/5-57)	A (A) (B) (A)	0.593 REF	0.353 0.333	0.447 0.427	0.166 0.146
M39012/17-X014	0, 7	BNC	S	S	B	C	P	VIb	B0005 B0007	-	-	-	-	-	-	-	/5-01 (/5-01) (/5-01) (/5-01)	/5-05 (/5-11) (/5-19) (/5-57)	A (A) (B) (A)	0.593 REF	0.353 0.333	0.447 0.427	0.166 0.146
M39012/17-X015 (M39012/17-X020)	0, 7	BNC	S	S	B	C	P	VIIa	B0008 B0019	-	-	-	-	-	-	-	/5-01 (/5-01) (/5-01) (/5-01)	/5-07 (/5-13) (/5-19) (/5-59)	A (A) (A) (A)	0.593 REF	0.353 0.333	0.447 0.427	0.166 0.146
M39012/17-X016	0, 7	BNC	S	S	B	C	P	IV	B0009	-	-	-	-	-	-	-	/5-01 (/5-01) (/5-01) (/5-01)	/5-05 (/5-09) (/5-41) (/5-41)	B (A) (B) (B)	0.593 REF	0.353 0.333	0.447 0.427	0.166 0.146
M39012/17-X017	0, 7	BNC	S	S	B	C	P	VIIb	B0012	-	-	-	-	-	-	-	/5-01 (/5-01) (/5-01) (/5-01)	/5-07 (/5-13) (/5-19) (/5-59)	A (A) (A) (A)	0.593 REF	0.353 0.333	0.447 0.427	0.166 0.146
M39012/17BX019 (M39012/17-X019)	0	BNC	S	S	B	B	P	110-RG302	-	-	-	-	-	-	-	-	-	-	-	-	-	-	-
M39012/17-X101 (UG-89/U) (M39012/17-X001) (M39012/17-X111)	0, 7	BNC	S	S	B	A	P	VI	B0004 B0005 B0006 B0007	-	-	-	-	-	-	-	-	-	-	-	-	-	-
M39012/17-X102 (UG-261/U) (M39012/17-X002) (M39012/17-X118)	0, 7	BNC	S	S	B	A	P	VII	B0008 B0012 B0019	-	-	-	-	-	-	-	-	-	-	-	-	-	-

MIL-HDBK-1646

APPENDIX C

TABLE C-I. Connector, contact, tool information for M39012 connectors - Continued.

CONNECTOR										CENTER CONTACT TERMINATION (M39012/X)						SHIELD CONTACT TERMINATION (M39012/X)			STRIP LENGTH (IN INCHES)					
PART NUMBER [1/] (SUPERSEDED)	PLATING [1/] [2/]	SERIES	CONTACT TYPE [3/]	FORM [4/]	COUPLING [5/]	CATEGORY [6/]	MATING	COMPATIBLE CABLE GROUP (TABLE C-III OR M17/X) [7/]	MAINTENANCE REPLACEMENTS FOR CATEGORY B [6/]	PART NUMBER	INNER COLOR BAND [8/]	OUTER COLOR BAND [8/]	CRIMP TOOL (M22520/X)			PART NUMBER	CRIMP TOOL (M22520/X)			ENTIRE LENGTH	EXP0SD SHIELD	EXP0SD SHIELD AND DIELECTRIC	EXP0SD CONDUCTOR	
													TOOL	POSITIONER / LOCATOR /DIE	SETTING		TOOL	POSITIONER / LOCATOR /DIE	SETTING					
M39012/17-X103 (UG-1056/U) (M39012/17-X003)	0,7	BNC	S	S	B	A	P	IV	B0009	-	-	-	-	-	-	-	-	-	-	-	-	-	-	-
M39012/17-X220	0,7	BNC	S	S	B	A	P	II	B0221	-	-	-	-	-	-	-	-	-	-	-	-	-	-	-
M39012/17BX221 (M39012/17-X221)	0	BNC	S	S	B	B	P	113-RG316 119-RG174	-	-	-	-	-	-	-	-	-	-	-	-	-	-	-	-
M39012/17-X222	0,7	BNC	S	S	B	C	P	IIa	B0221	-	-	-	-	-	-	-	/5-01 (/5-01)	/5-03 (/5-35)	A (B)	0.593 REF	0.353 0.333	0.447 0.427	0.166 0.146	
M39012/17-X225	0,7	BNC	S	S	B	A	P	X	-	-	-	-	-	-	-	-	-	-	-	-	-	-	-	-
M39012/17-X501	0,7	BNC	S	S	B	D	P	IV	B0009	/17- 12	ORN	GRN	/1-01	/1-12	-	/17- 50	/5-01 (/5-01) (/5-01)	/5-05 (/5-09) (/5-41)	B (A) (B)	0.593 REF	0.353 0.333	0.447 0.427	0.166 0.146	
M39012/17-X502	0,7	BNC	S	S	B	D	P	V	-	/17- 11	BLU	GRN	/1-01	/1-12	-	/17- 50	/5-01 (/5-01) (/5-01)	/5-05 (/5-09) (/5-41)	B (A) (B)	0.593 REF	0.353 0.333	0.447 0.427	0.166 0.146	
M39012/17-X503	0,7	BNC	S	S	B	D	P	VIb	B0007	/17- 10	RED	GRN	/1-01	/1-12	-	/17- 51	/5-01 (/5-01) (/5-01) (/5-01)	/5-05 (/5-11) (/5-19) (/5-57)	A (A) (B) (A)	0.593 REF	0.353 0.333	0.447 0.427	0.166 0.146	
M39012/17-X504	0,7	BNC	S	S	B	D	P	VIa	B0004	/17- 10	RED	GRN	/1-01	/1-12	-	/17- 52	/5-01 (/5-01) (/5-01) (/5-01)	/5-05 (/5-11) (/5-19) (/5-57)	A (A) (B) (A)	0.593 REF	0.353 0.333	0.447 0.427	0.166 0.146	
M39012/18BX004 (UG-1802/U) (M39012/18-X004)	0	BNC	S	S	B	B	R	28-RG58	-	-	-	-	-	-	-	-	-	-	-	-	-	-	-	-
M39012/18BX005 (UG-1803/U) (M39012/18-X005)	0	BNC	S	S	B	B	R	84-RG223	-	-	-	-	-	-	-	-	-	-	-	-	-	-	-	-
M39012/18BX006 (UG-1814/U) (M39012/18-X006)	0	BNC	S	S	B	B	R	111-RG303	-	-	-	-	-	-	-	-	-	-	-	-	-	-	-	-
M39012/18BX007 (UG-1811/U) (M39012/18-X007)	0	BNC	S	S	B	B	R	60-RG142	-	-	-	-	-	-	-	-	-	-	-	-	-	-	-	-
M39012/18BX008 (UG-1801/U) (M39012/18-X008)	0	BNC	S	S	B	B	R	29-RG59 30-RG62 97-RG210	-	-	-	-	-	-	-	-	-	-	-	-	-	-	-	-
M39012/18BX009 (UG-1793/U) (M39012/18-X009)	0	BNC	S	S	B	B	R	54-RG122	-	-	-	-	-	-	-	-	-	-	-	-	-	-	-	-

MIL-HDBK-1646

APPENDIX C

TABLE C-I. Connector, contact, tool information for M39012 connectors - Continued.

CONNECTOR										CENTER CONTACT TERMINATION (M39012/X)						SHIELD CONTACT TERMINATION (M39012/X)			STRIP LENGTH (IN INCHES)				
PART NUMBER [1/] (SUPERSEDED)	PLATING [1/] [2/]	SERIES	CONTACT TYPE [3/]	FORM [4/]	COUPLING [5/]	CATEGORY [6/]	MATING	COMPATIBLE CABLE GROUP (TABLE C-III OR M17/X) [7/]	MAINTENANCE REPLACEMENTS FOR CATEGORY B [6/]	PART NUMBER	INNER COLOR BAND [8/]	OUTER COLOR BAND [8/]	CRIMP TOOL (M22520/X)			PART NUMBER	CRIMP TOOL (M22520/X)			ENTIRE LENGTH	EXPOSED SHIELD	EXPOSED SHIELD AND DIELECTRIC	EXPOSED CONDUCTOR
													TOOL	POSITIONER / LOCATOR / DIE	SETTING		TOOL	POSITIONER / LOCATOR / DIE	SETTING				
M39012/18BX012 (M39012/18-X012)	0	BNC	S	S	B	B	R	90-RG71	—	—	—	—	—	—	—	—	—	—	—	—	—	—	—
M39012/18-X013	0, 7	BNC	S	S	B	C	R	VIa	B0004 B0006	—	—	—	—	—	—	—	/5-01 (/5-01) (/5-01) (/5-01)	/5-05 (/5-11) (/5-19) (/5-57)	A (A) (B) (A)	0.593 REF	0.353 0.333	0.447 0.427	0.166 0.146
M39012/18-X014	0, 7	BNC	S	S	B	C	R	VIb	B0005 B0007	—	—	—	—	—	—	—	/5-01 (/5-01) (/5-01) (/5-01)	/5-05 (/5-11) (/5-19) (/5-57)	A (A) (B) (A)	0.593 REF	0.353 0.333	0.447 0.427	0.166 0.146
M39012/18-X015 (M39012/18-X020)	0, 7	BNC	S	S	B	C	R	VIIa	B0008 B0019	—	—	—	—	—	—	—	/5-01 (/5-01) (/5-01) (/5-01)	/5-07 (/5-13) (/5-19) (/5-59)	A (A) (A) (A)	0.593 REF	0.353 0.333	0.447 0.427	0.166 0.146
M39012/18-X016	0, 7	BNC	S	S	B	C	R	IV	B0009	—	—	—	—	—	—	—	/5-01 (/5-01) (/5-01)	/5-05 (/5-09) (/5-41)	B (A) (B)	0.593 REF	0.353 0.333	0.447 0.427	0.166 0.146
M39012/18-X017	0, 7	BNC	S	S	B	C	R	VIIb	B0012	—	—	—	—	—	—	—	/5-01 (/5-01) (/5-01) (/5-01)	/5-07 (/5-13) (/5-19) (/5-59)	A (A) (A) (A)	0.593 REF	0.353 0.333	0.447 0.427	0.166 0.146
M39012/18BX019 (M39012/18-X019)	0	BNC	S	S	B	B	R	110-RG302	—	—	—	—	—	—	—	—	—	—	—	—	—	—	—
M39012/18-X101 (UG-262/U) (M39012/18-X001) (M39012/18-X118)	0, 7	BNC	S	S	B	A	R	VII	B0008 B0012 B0019	—	—	—	—	—	—	—	—	—	—	—	—	—	—
M39012/18-X102 (UG-291/U) (M39012/18-X002) (M39012/18-X011) (M39012/18-X111)	0, 7	BNC	S	S	B	A	R	VI	B0004 B0005 B0006 B0007	—	—	—	—	—	—	—	—	—	—	—	—	—	—
M39012/18-X103 (UG-1055/U) (M39012/18-X003)	0, 7	BNC	S	S	B	A	R	IV	B0009	—	—	—	—	—	—	—	—	—	—	—	—	—	—
M39012/18-X220	0, 7	BNC	S	S	B	A	R	II	—	—	—	—	—	—	—	—	—	—	—	—	—	—	—
M39012/18-X221	0, 7	BNC	S	S	B	C	R	IIa	—	—	—	—	—	—	—	—	/5-01 (/5-01)	/5-03 (/5-35)	A (B)	0.593 REF	0.353 0.333	0.447 0.427	0.166 0.146
M39012/18-X225	0, 7	BNC	S	S	B	A	R	X	—	—	—	—	—	—	—	—	—	—	—	—	—	—	—

MIL-HDBK-1646
APPENDIX C

TABLE C-I. Connector, contact, tool information for M39012 connectors - Continued.

CONNECTOR										CENTER CONTACT TERMINATION (M39012/X)						SHIELD CONTACT TERMINATION (M39012/X)			STRIP LENGTH (IN INCHES)				
PART NUMBER [1/] (SUPERSEDED)	PLATING [1/] [2/]	SERIES	CONTACT TYPE [3/]	FORM [4/]	COUPLING [5/]	CATEGORY [6/]	MATING	COMPATIBLE CABLE GROUP (TABLE C-III OR M17/X) [7/]	MAINTENANCE REPLACEMENTS FOR CATEGORY B [6/]	PART NUMBER	INNER COLOR BAND [8/]	OUTER COLOR BAND [8/]	CRIMP TOOL (M22520/X)			PART NUMBER	CRIMP TOOL (M22520/X)			ENTIRE LENGTH	EXPOSED SHIELD	EXPOSED SHIELD AND DIELECTRIC	EXPOSED CONDUCTOR
													TOOL	POSITIONER / LOCATOR / DIE	SETTING		TOOL	POSITIONER / LOCATOR / DIE	SETTING				
M39012/18-X501	0, 7	BNC	S	S	B	D	R	IV	B0009	/18-12	ORN	GRN	/1-01	/1-12	-	/18-50	/5-01 (/5-01) (/5-01)	/5-05 (/5-09) (/5-41)	B (A) (B)	-	-	-	-
M39012/18-X502	0, 7	BNC	S	S	B	D	R	V	-	/18-11	BLU	GRN	/1-01	/1-12	-	/18-50	/5-01 (/5-01) (/5-01)	/5-05 (/5-09) (/5-41)	B (A) (B)	-	-	-	-
M39012/18-X503	0, 7	BNC	S	S	B	D	R	VIb	B0007	/18-10	RED	GRN	/1-01	/1-12	-	/18-51	/5-01 (/5-01) (/5-01) (/5-01)	/5-05 (/5-11) (/5-19) (/5-57)	A (A) (B) (A)	-	-	-	-
M39012/18-X504	0, 7	BNC	S	S	B	D	R	VIa	B0004	/18-10	RED	GRN	/1-01	/1-12	-	/18-52	/5-01 (/5-01) (/5-01) (/5-01)	/5-05 (/5-11) (/5-19) (/5-57)	A (A) (B) (A)	-	-	-	-
M39012/19BX003 (M23329/3-15) (M39012/19-X003)	0	BNC	S	S	B	B	R	28-RG58	-	-	-	-	-	-	-	-	-	-	-	-	-	-	-
M39012/19BX004 (M23329/3-16) (M39012/19-X004)	0	BNC	S	S	B	B	R	84-RG223	-	-	-	-	-	-	-	-	-	-	-	-	-	-	-
M39012/19BX005 (M23329/3-17) (M39012/19-X005)	0	BNC	S	S	B	B	R	111-RG303	-	-	-	-	-	-	-	-	-	-	-	-	-	-	-
M39012/19BX006 (M23329/3-18) (M39012/19-X006)	0	BNC	S	S	B	B	R	60-RG142 29-RG59 30-RG62	-	-	-	-	-	-	-	-	-	-	-	-	-	-	-
M39012/19BX007 (M23329/3-19) (M39012/19-X007)	0	BNC	S	S	B	B	R	97-RG210	-	-	-	-	-	-	-	-	-	-	-	-	-	-	-
M39012/19BX008 (M23329/3-20) (M39012/19-X008)	0	BNC	S	S	B	B	R	54-RG122	-	-	-	-	-	-	-	-	-	-	-	-	-	-	-
M39012/19BX012 (M39012/19-X012)	0	BNC	S	S	B	B	R	90-RG71	-	-	-	-	-	-	-	-	-	-	-	-	-	-	-
M39012/19-X013	0, 7	BNC	S	S	B	C	R	VIa	B0003 B0005	-	-	-	-	-	-	-	/5-01 (/5-01) (/5-01) (/5-01)	/5-05 (/5-11) (/5-19) (/5-57)	A (A) (B) (A)	0.593 REF	0.353 0.333	0.447 0.427	0.166 0.146

MIL-HDBK-1646

APPENDIX C

TABLE C-I. Connector, contact, tool information for M39012 connectors - Continued.

CONNECTOR										CENTER CONTACT TERMINATION (M39012/X)						SHIELD CONTACT TERMINATION (M39012/X)			STRIP LENGTH (IN INCHES)					
PART NUMBER [1/] (SUPERSEDED)	PLATING [1/] [2/]	SERIES	CONTACT TYPE [3/]	FORM [4/]	COUPLING [5/]	CATEGORY [6/]	MATING	COMPATIBLE CABLE GROUP (TABLE C-III OR M17/X) [7/]	MAINTENANCE REPLACEMENTS FOR CATEGORY B [6/]	PART NUMBER	INNER COLOR BAND [8/]	OUTER COLOR BAND [8/]	CRIMP TOOL (M22520/X)			PART NUMBER	CRIMP TOOL (M22520/X)			ENTIRE LENGTH	EXPOSED SHIELD	EXPOSED SHIELD AND DIELECTRIC	EXPOSED CONDUCTOR	
													TOOL	POSITIONER / LOCATOR /DIE	SETTING		TOOL	POSITIONER / LOCATOR /DIE	SETTING					
M39012/19-X014	0,7	BNC	S	S	B	C	R	VIIb	B0004 B0006	-	-	-	-	-	-	-	/5-01 (/5-01) (/5-01)	/5-05 (/5-11) (/5-19) (/5-57)	A (A) (B) (A)	0.593 REF	0.353 0.333	0.447 0.427	0.166 0.146	
M39012/19-X015 (M39012/19-X020)	0,7	BNC	S	S	B	C	R	VIIa	B0007 B0019	-	-	-	-	-	-	-	/5-01 (/5-01) (/5-01)	/5-07 (/5-13) (/5-19) (/5-59)	A (A) (A) (A)	0.593 REF	0.353 0.333	0.447 0.427	0.166 0.146	
M39012/19-X016	0,7	BNC	S	S	B	C	R	IV	B0008	-	-	-	-	-	-	-	/5-01 (/5-01) (/5-01)	/5-05 (/5-09) (/5-41)	B (A) (B)	0.593 REF	0.353 0.333	0.447 0.427	0.166 0.146	
M39012/19-X017	0,7	BNC	S	S	B	C	R	VIIb	B0012	-	-	-	-	-	-	-	/5-01 (/5-01) (/5-01)	/5-07 (/5-13) (/5-19) (/5-59)	A (A) (A) (A)	0.593 REF	0.353 0.333	0.447 0.427	0.166 0.146	
M39012/19BX019 (M39012/19-X019)	0	BNC	S	S	B	B	R	110-RG302	-	-	-	-	-	-	-	-	-	-	-	-	-	-	-	-
M39012/19-X101 (UG-909/U) (M39012/19-X001) (M39012/19-X011) (M39012/19-X111)	0,7	BNC	S	S	B	A	R	VI	B0003 B0004 B0005 B0006	-	-	-	-	-	-	-	-	-	-	-	-	-	-	-
M39012/19-X102 (UG-910/U) (M39012/19-X002) (M39012/19-X118)	0,7	BNC	S	S	B	A	R	VII	B0007 B0012 B0019	-	-	-	-	-	-	-	-	-	-	-	-	-	-	-
M39012/19-X110 (M39012/19-X010)	0,7	BNC	S	S	B	A	R	IV	B0008	-	-	-	-	-	-	-	-	-	-	-	-	-	-	-
M39012/19-X220	0,7	BNC	S	S	B	A	R	II	-	-	-	-	-	-	-	-	-	-	-	-	-	-	-	-
M39012/19-X221	0,7	BNC	S	S	B	C	R	IIa	-	-	-	-	-	-	-	-	/5-01 (/5-01)	/5-03 (/5-35)	A (B)	0.593 REF	0.353 0.333	0.447 0.427	0.166 0.146	
M39012/19-X225	0,7	BNC	S	S	B	A	R	X	-	-	-	-	-	-	-	-	-	-	-	-	-	-	-	-
M39012/19-X501	0,7	BNC	S	S	B	D	R	IV	B0008	/19- 12	ORN	BLU	/1-01	/1-12	-	/19- 50	/5-01 (/5-01) (/5-01)	/5-05 (/5-09) (/5-41)	B (A) (B)	0.593 REF	0.353 0.333	0.447 0.427	0.166 0.146	
M39012/19-X502	0,7	BNC	S	S	B	D	R	V	-	/19- 11	BLU	BLU	/1-01	/1-12	-	/19- 50	/5-01 (/5-01) (/5-01)	/5-05 (/5-09) (/5-41)	B (A) (B)	0.593 REF	0.353 0.333	0.447 0.427	0.166 0.146	

MIL-HDBK-1646

APPENDIX C

TABLE C-I. Connector, contact, tool information for M39012 connectors - Continued.

CONNECTOR										CENTER CONTACT TERMINATION (M39012/X)						SHIELD CONTACT TERMINATION (M39012/X)			STRIP LENGTH (IN INCHES)					
PART NUMBER [1/] (SUPERSEDED)	PLATING [1/] [2/]	SERIES	CONTACT TYPE [3/]	FORM [4/]	COUPLING [5/]	CATEGORY [6/]	MATING	COMPATIBLE CABLE GROUP (TABLE C-III OR M17/X) [7/]	MAINTENANCE REPLACEMENTS FOR CATEGORY B [6/]	PART NUMBER	INNER COLOR BAND [8/]	OUTER COLOR BAND [8/]	CRIMP TOOL (M22520/X)			PART NUMBER	CRIMP TOOL (M22520/X)			ENTIRE LENGTH	EXPOSED SHIELD	EXPOSED SHIELD AND DIELECTRIC	EXPOSED CONDUCTOR	
													TOOL	POSITIONER / LOCATOR /DIE	SETTING		TOOL	POSITIONER / LOCATOR /DIE	SETTING					
M39012/19-X503	0,7	BNC	S	S	B	D	R	VIb	B0006	/19-10	RED	BLU	/1-01	/1-12	–	/19-51	/5-01 (/5-01) (/5-01) (/5-01)	/5-05 (/5-11) (/5-19) (/5-57)	A (A) (B) (A)	0.593 REF	0.353 0.333	0.447 0.427	0.166 0.146	
M39012/19-X504	0,7	BNC	S	S	B	D	R	VIa	B0003	/19-10	RED	BLU	/1-01	/1-12	–	/19-52	/5-01 (/5-01) (/5-01) (/5-01)	/5-05 (/5-11) (/5-19) (/5-57)	A (A) (B) (A)	0.593 REF	0.353 0.333	0.447 0.427	0.166 0.146	
M39012/20BX002 (UG-1812/U) (M39012/20-X002)	0	BNC	P	R	B	B	P	28-RG58	–	–	–	–	–	–	–	–	–	–	–	–	–	–	–	–
M39012/20BX003 (UG-1813/U) (M39012/20-X003)	0	BNC	P	R	B	B	P	84-RG223	–	–	–	–	–	–	–	–	–	–	–	–	–	–	–	–
M39012/20-X006 (M39012/20-X004)	0,7	BNC	P	R	B	C	P	VIa	B0002	–	–	–	–	–	–	–	/5-01 (/5-01) (/5-01) (/5-01)	/5-05 (/5-11) (/5-19) (/5-57)	A (A) (B) (A)	0.593 REF	0.353 0.333	0.447 0.427	0.166 0.146	
M39012/20-X007	0,7	BNC	P	R	B	C	P	VIb	B0003	–	–	–	–	–	–	–	/5-01 (/5-01) (/5-01) (/5-01)	/5-05 (/5-11) (/5-19) (/5-57)	A (A) (B) (A)	0.593 REF	0.353 0.333	0.447 0.427	0.166 0.146	
M39012/20-X011 (M39012/20-X009) (M39012/20-X010)	0,7	BNC	P	R	B	C	P	VIIa	–	–	–	–	–	–	–	–	/5-01 (/5-01) (/5-01) (/5-01)	/5-07 (/5-13) (/5-19) (/5-59)	A (A) (A) (A)	0.593 REF	0.353 0.333	0.447 0.427	0.166 0.146	
M39012/20-X016	0,7	BNC	P	R	B	C	P	IV	–	–	–	–	–	–	–	–	/5-01 (/5-01) (/5-01) (/5-01)	/5-05 (/5-09) (/5-41)	B (A) (B)	0.593 REF	0.353 0.333	0.447 0.427	0.166 0.146	
M39012/20-X017	0,7	BNC	P	R	B	C	P	VIIb	–	–	–	–	–	–	–	–	/5-01 (/5-01) (/5-01) (/5-01)	/5-07 (/5-13) (/5-19) (/5-59)	A (A) (A) (A)	0.593 REF	0.353 0.333	0.447 0.427	0.166 0.146	
M39012/20-X101 (UG-913/U) (M39012/20-X001)	0,7	BNC	P	R	B	A	P	VI	B0002 B0003	–	–	–	–	–	–	–	–	–	–	–	–	–	–	–
M39012/20-X102 (M39012/20-X008) (M39012/20-X108)	0,7	BNC	P	R	B	A	P	VII	–	–	–	–	–	–	–	–	–	–	–	–	–	–	–	–
M39012/20-X103	0,7	BNC	P	R	B	A	P	IV	–	–	–	–	–	–	–	–	–	–	–	–	–	–	–	–
M39012/20-X220	0,7	BNC	P	R	B	A	P	II	–	–	–	–	–	–	–	–	–	–	–	–	–	–	–	–

MIL-HDBK-1646

APPENDIX C

TABLE C-I. Connector, contact, tool information for M39012 connectors - Continued.

CONNECTOR										CENTER CONTACT TERMINATION (M39012/X)						SHIELD CONTACT TERMINATION (M39012/X)			STRIP LENGTH (IN INCHES)				
PART NUMBER [1/] (SUPERSEDED)	PLATING [1/] [2/]	SERIES	CONTACT TYPE [3/]	FORM [4/]	COUPLING [5/]	CATEGORY [6/]	MATING	COMPATIBLE CABLE GROUP (TABLE C-III OR M17/X) [7/]	MAINTENANCE REPLACEMENTS FOR CATEGORY B [6/]	PART NUMBER	INNER COLOR BAND [8/]	OUTER COLOR BAND [8/]	CRIMP TOOL (M22520/X)			PART NUMBER	CRIMP TOOL (M22520/X)			ENTIRE LENGTH	EXPOSED SHIELD	EXPOSED SHIELD AND DIELECTRIC	EXPOSED CONDUCTOR
													TOOL	POSITIONER / LOCATOR / DIE	SETTING		TOOL	POSITIONER / LOCATOR / DIE	SETTING				
M39012/20-X222	0, 7	BNC	P	R	B	C	P	IIa	—	—	—	—	—	—	—	—	/5-01 (/5-01)	/5-03 (/5-35)	A (B)	0.593 REF	0.353 0.333	0.447 0.427	0.166 0.146
M39012/20-X225	0, 7	BNC	P	R	B	A	P	X	—	—	—	—	—	—	—	—	—	—	—	—	—	—	—
M39012/20-X501	0, 7	BNC	P	R	B	D	P	IV	—	/20- 12	ORN	VIO	/1-01	/1-12	—	/20- 50	/5-01 (/5-01) (/5-01)	/5-05 (/5-09) (/5-41)	B (A) (B)	0.593 REF	0.353 0.333	0.447 0.427	0.166 0.146
M39012/20-X502	0, 7	BNC	P	R	B	D	P	V	—	/20- 11	BLU	VIO	/1-01	/1-12	—	/20- 50	/5-01 (/5-01) (/5-01)	/5-05 (/5-09) (/5-41)	B (A) (B)	0.593 REF	0.353 0.333	0.447 0.427	0.166 0.146
M39012/20-X503 (M39012/20-X005)	0, 7	BNC	P	R	B	D	P	VIb	—	/20- 10	RED	VIO	/1-01	/1-12	—	/20- 51	/5-01 (/5-01) (/5-01) (/5-01)	/5-05 (/5-11) (/5-19) (/5-57)	A (A) (B) (A)	0.593 REF	0.353 0.333	0.447 0.427	0.166 0.146
M39012/20-X504	0, 7	BNC	P	R	B	D	P	VIa	B0002	/20- 10	RED	VIO	/1-01	/1-12	—	/20- 52	/5-01 (/5-01) (/5-01) (/5-01)	/5-05 (/5-11) (/5-19) (/5-57)	A (A) (B) (A)	0.593 REF	0.353 0.333	0.447 0.427	0.166 0.146
M39012/21-X001 (UG-625/U)	0, 7	BNC	S	S	B	—	R	UNCABLED	—	—	—	—	—	—	—	—	—	—	—	—	—	—	—
M39012/21-X002 (UG-1094/U)	0, 7	BNC	S	S	B	—	R	UNCABLED	—	—	—	—	—	—	—	—	—	—	—	—	—	—	—
M39012/21-X003	0, 7	BNC	S	S	B	—	R	UNCABLED	—	—	—	—	—	—	—	—	—	—	—	—	—	—	—
M39012/22-X001 (UG-290/U)	0, 7	BNC	S	S	B	—	R	UNCABLED	—	—	—	—	—	—	—	—	—	—	—	—	—	—	—
M39012/23-X001 (UG-1098/U)	0, 7	BNC	S	R	B	—	R	UNCABLED	—	—	—	—	—	—	—	—	—	—	—	—	—	—	—
M39012/23-X002 (UG-1174/U)	0, 7	BNC	S	R	B	—	R	UNCABLED	—	—	—	—	—	—	—	—	—	—	—	—	—	—	—
M39012/24-X001 (UG-911/U)	0, 7	BNC	S	R	B	—	R	UNCABLED	—	—	—	—	—	—	—	—	—	—	—	—	—	—	—
M39012/24-X002 (UG-912/U)	0, 7	BNC	S	R	B	—	R	UNCABLED	—	—	—	—	—	—	—	—	—	—	—	—	—	—	—
M39012/26BX005 (M39012/26-X005)	0	TNC	P	S	T	B	P	28-RG58	—	—	—	—	—	—	—	—	—	—	—	—	—	—	—
M39012/26BX006 (M39012/26-X006)	0	TNC	P	S	T	B	P	60-RG142 128-RG400	—	—	—	—	—	—	—	—	—	—	—	—	—	—	—
M39012/26BX007 (M39012/26-X007)	0	TNC	P	S	T	B	P	29-RG59 30-RG62 97-RG210	—	—	—	—	—	—	—	—	—	—	—	—	—	—	—

MIL-HDBK-1646
APPENDIX C

TABLE C-I. Connector, contact, tool information for M39012 connectors - Continued.

CONNECTOR										CENTER CONTACT TERMINATION (M39012/X)						SHIELD CONTACT TERMINATION (M39012/X)				STRIP LENGTH (IN INCHES)			
PART NUMBER [1/] (SUPERSEDED)	PLATING [1/] [2/]	SERIES	CONTACT TYPE [3/]	FORM [4/]	COUPLING [5/]	CATEGORY [6/]	MATING	COMPATIBLE CABLE GROUP (TABLE C-III OR M17/X) [7/]	MAINTENANCE REPLACEMENTS FOR CATEGORY B [6/]	PART NUMBER	INNER COLOR BAND [8/]	OUTER COLOR BAND [8/]	CRIMP TOOL (M22520/X)			PART NUMBER	CRIMP TOOL (M22520/X)			ENTIRE LENGTH	EXPOSED SHIELD	EXPOSED SHIELD AND DIELECTRIC	EXPOSED CONDUCTOR
													TOOL	POSITIONER / LOCATOR / DIE	SETTING		TOOL	POSITIONER / LOCATOR / DIE	SETTING				
M39012/26BX008 (M39012/26-X008)	0	TNC	P	S	T	B	P	54-RG122	-	-	-	-	-	-	-	-	-	-	-	-	-	-	-
M39012/26BX009 (M39012/26-X009)	0	TNC	P	S	T	B	P	90-RG71	-	-	-	-	-	-	-	-	-	-	-	-	-	-	-
M39012/26-X010 (M23329/4-01) (M23329/4-03)	0, 7	TNC	P	S	T	C	P	VIa	B0005 B0015	-	-	-	-	-	-	-	/5-01 (/5-01) (/5-01)	/5-05 (/5-11) (/5-19) (/5-57)	A (A) (B) (A)	0.593 REF	0.353 0.333	0.447 0.427	0.166 0.146
M39012/26-X011 (M23329/4-02) (M23329/4-04)	0, 7	TNC	P	S	T	C	P	VIb	B0006 B0016	-	-	-	-	-	-	-	/5-01 (/5-01) (/5-01) (/5-01)	/5-05 (/5-11) (/5-19) (/5-57)	A (A) (B) (A)	0.593 REF	0.353 0.333	0.447 0.427	0.166 0.146
M39012/26-X012 (M23329/4-05) (M39012/26-X021)	0, 7	TNC	P	S	T	C	P	VIa	B0007 B0019	-	-	-	-	-	-	-	/5-01 (/5-01) (/5-01) (/5-01)	/5-07 (/5-13) (/5-19) (/5-59)	A (A) (A) (A)	0.593 REF	0.353 0.333	0.447 0.427	0.166 0.146
M39012/26-X013	0, 7	TNC	P	S	T	C	P	IV	B0008	-	-	-	-	-	-	-	/5-01 (/5-01) (/5-01) (/5-01)	/5-05 (/5-09) (/5-41) (/5-59)	B (A) (B) (A)	0.593 REF	0.353 0.333	0.447 0.427	0.166 0.146
M39012/26-X014	0, 7	TNC	P	S	T	C	P	VIIIb	B0009	-	-	-	-	-	-	-	/5-01 (/5-01) (/5-01) (/5-01)	/5-07 (/5-13) (/5-19) (/5-59)	A (A) (A) (A)	0.593 REF	0.353 0.333	0.447 0.427	0.166 0.146
M39012/26BX015 (M39012/26-X015)	0	TNC	P	S	T	B	P	111-RG303	-	-	-	-	-	-	-	-	-	-	-	-	-	-	-
M39012/26BX016 (M39012/26-X016)	0	TNC	P	S	T	B	P	84-RG223	-	-	-	-	-	-	-	-	-	-	-	-	-	-	-
M39012/26-X018	0, 7	TNC	P	S	T	A	P	II	B0020	-	-	-	-	-	-	-	-	-	-	-	-	-	-
M39012/26BX019 (M39012/26-X019)	0	TNC	P	S	T	B	P	110-RG302	-	-	-	-	-	-	-	-	-	-	-	-	-	-	-
M39012/26BX020 (M39012/26-X020)	0	TNC	P	S	T	B	P	113-RG316 119-RG174	-	-	-	-	-	-	-	-	-	-	-	-	-	-	-
M39012/26-X022	0, 7	TNC	P	S	T	C	P	IIa	B0020	-	-	-	-	-	-	-	/5-01 (/5-01) (/5-01) (/5-01)	/5-03 (/5-35) (/5-09) (/5-41)	A (B) (A) (B)	0.593 REF	0.353 0.333	0.447 0.427	0.166 0.146
M39012/26-X023 (M23329/4-06)	0, 7	TNC	P	S	T	C	P	V	-	-	-	-	-	-	-	-	/5-01 (/5-01) (/5-01) (/5-01)	/5-05 (/5-09) (/5-41) (/5-59)	B (A) (A) (B)	0.593 REF	0.353 0.333	0.447 0.427	0.166 0.146
M39012/26-X030	0	TNC	P	S	T	A	P	220-00001	-	-	-	-	-	-	-	-	-	-	-	-	-	-	-
M39012/26-X031	0	TNC	P	S	T	A	P	221-00001	-	-	-	-	-	-	-	-	-	-	-	-	-	-	-
M39012/26-X032	0	TNC	P	S	T	A	P	222-00001	-	-	-	-	-	-	-	-	-	-	-	-	-	-	-

MIL-HDBK-1646
APPENDIX C

TABLE C-I. Connector, contact, tool information for M39012 connectors - Continued.

CONNECTOR										CENTER CONTACT TERMINATION (M39012/X)						SHIELD CONTACT TERMINATION (M39012/X)			STRIP LENGTH (IN INCHES)					
PART NUMBER [1/] (SUPERSEDED)	PLATING [1/] [2/]	SERIES	CONTACT TYPE [3/]	FORM [4/]	COUPLING [5/]	CATEGORY [6/]	MATING	COMPATIBLE CABLE GROUP (TABLE C-III OR M17/X) [7/]	MAINTENANCE REPLACEMENTS FOR CATEGORY B [6/]	PART NUMBER	INNER COLOR BAND [8/]	OUTER COLOR BAND [8/]	CRIMP TOOL (M22520/X)			PART NUMBER	CRIMP TOOL (M22520/X)			ENTIRE LENGTH	EXPOSED SHIELD	EXPOSED SHIELD AND DIELECTRIC	EXPOSED CONDUCTOR	
													TOOL	POSITIONER / LOCATOR / DIE	SETTING		TOOL	POSITIONER / LOCATOR / DIE	SETTING					
M39012/26-X033	0	TNC	P	S	T	A	P	223-00001	-	-	-	-	-	-	-	-	-	-	-	-	-	-	-	-
M39012/26-X034	0	TNC	P	S	T	A	P	224-00001	-	-	-	-	-	-	-	-	-	-	-	-	-	-	-	-
M39012/26-X035	0	TNC	P	S	T	A	P	225-00001	-	-	-	-	-	-	-	-	-	-	-	-	-	-	-	-
M39012/26-X101 (M39012/26-X001) (M39012/26-X104) (M39012/26-X004)	0, 7	TNC	P	S	T	A	P	VI	B0005 B0006 B0016	-	-	-	-	-	-	-	-	-	-	-	-	-	-	-
M39012/26-X102 (M39012/26-X002) (M39012/26-X117) (M39012/26-X004)	0, 7	TNC	P	S	T	A	P	VII	B0007 B0009	-	-	-	-	-	-	-	-	-	-	-	-	-	-	-
M39012/26-X103 (M39012/26-X003)	0, 7	TNC	P	S	T	A	P	IV	B0008	-	-	-	-	-	-	-	-	-	-	-	-	-	-	-
M39012/26-X130	0	TNC	P	S	T	A	P	220-00002	-	-	-	-	-	-	-	-	-	-	-	-	-	-	-	-
M39012/26-X131	0	TNC	P	S	T	A	P	221-00002	-	-	-	-	-	-	-	-	-	-	-	-	-	-	-	-
M39012/26-X132	0	TNC	P	S	T	A	P	222-00002	-	-	-	-	-	-	-	-	-	-	-	-	-	-	-	-
M39012/26-X133	0	TNC	P	S	T	A	P	223-00002	-	-	-	-	-	-	-	-	-	-	-	-	-	-	-	-
M39012/26-X134	0	TNC	P	S	T	A	P	224-00002	-	-	-	-	-	-	-	-	-	-	-	-	-	-	-	-
M39012/26-X135	0	TNC	P	S	T	A	P	225-00002	-	-	-	-	-	-	-	-	-	-	-	-	-	-	-	-
M39012/26-X225	0, 7	TNC	P	S	T	A	P	X	-	-	-	-	-	-	-	-	-	-	-	-	-	-	-	-
M39012/26-X501	0, 7	TNC	P	S	T	D	P	IV	B0008	/26-12	ORN	YEL	/1-01	/1-12	-	/26-50	/5-01 (/5-01) (/5-01)	/5-05 (/5-09) (/5-41)	B (A) (B)	0.593 REF	0.353 0.333	0.447 0.427	0.166 0.146	
M39012/26-X502	0, 7	TNC	P	S	T	D	P	V	-	/26-11	BLU	YEL	/1-01	/1-12	-	/26-50	/5-01 (/5-01) (/5-01)	/5-05 (/5-09) (/5-41)	B (A) (B)	0.593 REF	0.353 0.333	0.447 0.427	0.166 0.146	
M39012/26-X503	0, 7	TNC	P	S	T	D	P	VIb	B0006	/26-10	RED	YEL	/1-01	/1-12	-	/26-51	/5-01 (/5-01) (/5-01)	/5-05 (/5-11) (/5-19) (/5-57)	A (A) (B) (A)	0.593 REF	0.353 0.333	0.447 0.427	0.166 0.146	
M39012/26-X504	0, 7	TNC	P	S	T	D	P	VIa	B0005	/26-10	RED	YEL	/1-01	/1-12	-	/26-52	/5-01 (/5-01) (/5-01)	/5-05 (/5-11) (/5-19) (/5-57)	A (A) (B) (A)	0.593 REF	0.353 0.333	0.447 0.427	0.166 0.146	
M39012/27-X002	0, 7	TNC	S	S	T	A	P	-	B0009	-	-	-	-	-	-	-	-	-	-	-	-	-	-	-
M39012/27BX005 (M39012/27-X005)	0	TNC	S	S	T	B	P	28-RG58	-	-	-	-	-	-	-	-	-	-	-	-	-	-	-	-
M39012/27BX006 (M39012/27-X006)	0	TNC	S	S	T	B	P	84-RG223	-	-	-	-	-	-	-	-	-	-	-	-	-	-	-	-

MIL-HDBK-1646

APPENDIX C

TABLE C-I. Connector, contact, tool information for M39012 connectors - Continued.

CONNECTOR										CENTER CONTACT TERMINATION (M39012/X)						SHIELD CONTACT TERMINATION (M39012/X)			STRIP LENGTH (IN INCHES)					
PART NUMBER [1/] (SUPERSEDED)	PLATING [1/] [2/]	SERIES	CONTACT TYPE [3/]	FORM [4/]	COUPLING [5/]	CATEGORY [6/]	MATING	COMPATIBLE CABLE GROUP (TABLE C-III OR M17/X) [7/]	MAINTENANCE REPLACEMENTS FOR CATEGORY B [6/]	PART NUMBER	INNER COLOR BAND [8/]	OUTER COLOR BAND [8/]	CRIMP TOOL (M22520/X)			PART NUMBER	CRIMP TOOL (M22520/X)			ENTIRE LENGTH	EXPOSED SHIELD	EXPOSED SHIELD AND DIELECTRIC	EXPOSED CONDUCTOR	
													TOOL	POSITIONER / LOCATOR /DIE	SETTING		TOOL	POSITIONER / LOCATOR /DIE	SETTING					
M39012/27BX007 (M39012/27-X007)	0	TNC	S	S	T	B	P	111-RG303	-	-	-	-	-	-	-	-	-	-	-	-	-	-	-	-
M39012/27BX008 (M39012/27-X008)	0	TNC	S	S	T	B	P	60-RG142	-	-	-	-	-	-	-	-	-	-	-	-	-	-	-	-
M39012/27BX009 (M39012/27-X009)	0	TNC	S	S	T	B	P	29-RG59 30-RG62 97-RG210	-	-	-	-	-	-	-	-	-	-	-	-	-	-	-	-
M39012/27-X010 (M23329/4-07) (M23329/4-09)	0,7	TNC	S	S	T	C	P	VIa	B0005 B0015	-	-	-	-	-	-	-	/5-01 (/5-01) (/5-01) (/5-01)	/5-05 (/5-11) (/5-19) (/5-57)	A (A) (B) (A)	0.593 REF	0.353 0.333	0.447 0.427	0.166 0.146	
M39012/27-X011 (M23329/4-08) (M23329/4-10)	0,7	TNC	S	S	T	C	P	VIb	B0006 B0016	-	-	-	-	-	-	-	/5-01 (/5-01) (/5-01) (/5-01)	/5-05 (/5-11) (/5-19) (/5-57)	A (A) (B) (A)	0.593 REF	0.353 0.333	0.447 0.427	0.166 0.146	
M39012/27-X012 (M23329/4-11) (M39012/27-X021)	0,7	TNC	S	S	T	C	P	VIIa	B0007 B0019	-	-	-	-	-	-	-	/5-01 (/5-01) (/5-01) (/5-01)	/5-07 (/5-13) (/5-19) (/5-59)	A (A) (A) (A)	0.593 REF	0.353 0.333	0.447 0.427	0.166 0.146	
M39012/27-X013	0,7	TNC	S	S	T	C	P	IV	B0008	-	-	-	-	-	-	-	/5-01 (/5-01) (/5-01)	/5-05 (/5-09) (/5-41)	B (A) (B)	0.593 REF	0.353 0.333	0.447 0.427	0.166 0.146	
M39012/27-X014	0,7	TNC	S	S	T	C	P	VIIb	B0009	-	-	-	-	-	-	-	/5-01 (/5-01) (/5-01) (/5-01)	/5-07 (/5-13) (/5-19) (/5-59)	A (A) (A) (A)	0.593 REF	0.353 0.333	0.447 0.427	0.166 0.146	
M39012/27BX015 (M39012/27-X015)	0	TNC	S	S	T	B	P	54-RG122	-	-	-	-	-	-	-	-	-	-	-	-	-	-	-	-
M39012/27BX016 (M39012/27-X016)	0	TNC	S	S	T	B	P	84-RG223	-	-	-	-	-	-	-	-	-	-	-	-	-	-	-	-
M39012/27-X018	0,7	TNC	S	S	T	A	P	II	B0020	-	-	-	-	-	-	-	-	-	-	-	-	-	-	-
M39012/27BX019 (M39012/27-X019)	0	TNC	S	S	T	B	P	110-RG302	-	-	-	-	-	-	-	-	-	-	-	-	-	-	-	-
M39012/27BX020 (M39012/27-X020)	0	TNC	S	S	T	B	P	113-RG316 119-RG174	-	-	-	-	-	-	-	-	-	-	-	-	-	-	-	-
M39012/27-X022	0,7	TNC	S	S	T	C	P	IIa	B0020	-	-	-	-	-	-	-	/5-01 (/5-01)	/5-03 (/5-35)	A (B)	0.593 REF	0.353 0.333	0.447 0.427	0.166 0.146	
M39012/27-X023 (M23329/4-12)	0,7	TNC	S	S	T	C	P	V	-	-	-	-	-	-	-	-	/5-01 (/5-01) (/5-01)	/5-05 (/5-09) (/5-41)	B (A) (B)	0.593 REF	0.353 0.333	0.447 0.427	0.166 0.146	
M39012/27-X030	0	TNC	S	S	T	A	P	220-00001	-	-	-	-	-	-	-	-	-	-	-	-	-	-	-	-

MIL-HDBK-1646

APPENDIX C

TABLE C-I. Connector, contact, tool information for M39012 connectors - Continued.

CONNECTOR										CENTER CONTACT TERMINATION (M39012/X)						SHIELD CONTACT TERMINATION (M39012/X)			STRIP LENGTH (IN INCHES)					
PART NUMBER [1/] (SUPERSEDED)	PLATING [1/] [2/]	SERIES	CONTACT TYPE [3/]	FORM [4/]	COUPLING [5/]	CATEGORY [6/]	MATING	COMPATIBLE CABLE GROUP (TABLE C-III OR M17/X) [7/]	MAINTENANCE REPLACEMENTS FOR CATEGORY B [6/]	PART NUMBER	INNER COLOR BAND [8/]	OUTER COLOR BAND [8/]	CRIMP TOOL (M22520/X)			PART NUMBER	CRIMP TOOL (M22520/X)			ENTIRE LENGTH	EXPOSED SHIELD	EXPOSED SHIELD AND DIELECTRIC	EXPOSED CONDUCTOR	
													TOOL	POSITIONER / LOCATOR /DIE	SETTING		TOOL	POSITIONER / LOCATOR /DIE	SETTING					
M39012/27-X031	0	TNC	S	S	T	A	P	221-00001	-	-	-	-	-	-	-	-	-	-	-	-	-	-	-	-
M39012/27-X032	0	TNC	S	S	T	A	P	222-00001	-	-	-	-	-	-	-	-	-	-	-	-	-	-	-	-
M39012/27-X033	0	TNC	S	S	T	A	P	223-00001	-	-	-	-	-	-	-	-	-	-	-	-	-	-	-	-
M39012/27-X034	0	TNC	S	S	T	A	P	224-00001	-	-	-	-	-	-	-	-	-	-	-	-	-	-	-	-
M39012/27-X035	0	TNC	S	S	T	A	P	225-00001	-	-	-	-	-	-	-	-	-	-	-	-	-	-	-	-
M39012/27-X101 (M39012/27-X001) (M39012/27-X104) (M39012/27-X004)	0, 7	TNC	S	S	T	A	P	VI	B0005 B0006 B0015 B0016	-	-	-	-	-	-	-	-	-	-	-	-	-	-	-
M39012/27-X102 (M39012/27-X117) (M39012/27-X017)	0, 7	TNC	S	S	T	A	P	VII	B0019	-	-	-	-	-	-	-	-	-	-	-	-	-	-	-
M39012/27-X103 (M39012/27-X003)	0, 7	TNC	S	S	T	A	P	IV	B0008	-	-	-	-	-	-	-	-	-	-	-	-	-	-	-
M39012/27-X130	0	TNC	S	S	T	A	P	220-00002	-	-	-	-	-	-	-	-	-	-	-	-	-	-	-	-
M39012/27-X131	0	TNC	S	S	T	A	P	221-00002	-	-	-	-	-	-	-	-	-	-	-	-	-	-	-	-
M39012/27-X132	0	TNC	S	S	T	A	P	222-00002	-	-	-	-	-	-	-	-	-	-	-	-	-	-	-	-
M39012/27-X133	0	TNC	S	S	T	A	P	223-00002	-	-	-	-	-	-	-	-	-	-	-	-	-	-	-	-
M39012/27-X134	0	TNC	S	S	T	A	P	224-00002	-	-	-	-	-	-	-	-	-	-	-	-	-	-	-	-
M39012/27-X135	0	TNC	S	S	T	A	P	225-00002	-	-	-	-	-	-	-	-	-	-	-	-	-	-	-	-
M39012/27-X225	0, 7	TNC	S	S	T	A	P	X	-	-	-	-	-	-	-	-	-	-	-	-	-	-	-	-
M39012/27-X501	0, 7	TNC	S	S	T	D	P	IV	B0008	/27-12	ORN	GRN	/1-01	/1-12	-	/27-50	/5-01 (/5-01) (/5-01)	/5-05 (/5-09) (/5-41)	B (A) (B)	0.593 REF	0.353 0.333	0.447 0.427	0.166 0.146	
M39012/27-X502	0, 7	TNC	S	S	T	D	P	V	-	/27-11	BLU	GRN	/1-01	/1-12	-	/27-50	/5-01 (/5-01) (/5-01)	/5-05 (/5-09) (/5-41)	B (A) (B)	0.593 REF	0.353 0.333	0.447 0.427	0.166 0.146	
M39012/27-X503	0, 7	TNC	S	S	T	D	P	VIb	B0006	/27-10	RED	GRN	/1-01	/1-12	-	/27-51	/5-01 (/5-01) (/5-01) (/5-01)	/5-05 (/5-11) (/5-19) (/5-57)	A (A) (B) (A)	0.593 REF	0.353 0.333	0.447 0.427	0.166 0.146	
M39012/27-X504	0, 7	TNC	S	S	T	D	P	VIa	B0005	/27-10	RED	GRN	/1-01	/1-12	-	/27-52	/5-01 (/5-01) (/5-01) (/5-01)	/5-05 (/5-11) (/5-19) (/5-57)	A (A) (B) (A)	0.593 REF	0.353 0.333	0.447 0.427	0.166 0.146	
M39012/28BX005 (M39012/28-X005)	0	TNC	S	S	T	B	R	28-RG58	-	-	-	-	-	-	-	-	-	-	-	-	-	-	-	-
M39012/28BX006 (M39012/28-X006)	0	TNC	S	S	T	B	R	60-RG142 128-RG400	-	-	-	-	-	-	-	-	-	-	-	-	-	-	-	-

MIL-HDBK-1646

APPENDIX C

TABLE C-I. Connector, contact, tool information for M39012 connectors - Continued.

CONNECTOR										CENTER CONTACT TERMINATION (M39012/X)						SHIELD CONTACT TERMINATION (M39012/X)				STRIP LENGTH (IN INCHES)				
PART NUMBER [1/] (SUPERSEDED)	PLATING [1/] [2/]	SERIES	CONTACT TYPE [3/]	FORM [4/]	COUPLING [5/]	CATEGORY [6/]	MATING	COMPATIBLE CABLE GROUP (TABLE C-III OR M17/X) [7/]	MAINTENANCE REPLACEMENTS FOR CATEGORY B [6/]	PART NUMBER	INNER COLOR BAND [8/]	OUTER COLOR BAND [8/]	CRIMP TOOL (M22520/X)			PART NUMBER	CRIMP TOOL (M22520/X)			ENTIRE LENGTH	EXPOSED SHIELD	EXPOSED SHIELD AND DIELECTRIC	EXPOSED CONDUCTOR	
													TOOL	POSITIONER / LOCATOR /DIE	SETTING		TOOL	POSITIONER / LOCATOR /DIE	SETTING					
M39012/28BX007 (M39012/28-X007)	0	TNC	S	S	T	B	R	29-RG59 30-RG62 97-RG210	-	-	-	-	-	-	-	-	-	-	-	-	-	-	-	-
M39012/28BX008 (M39012/28-X008)	0	TNC	S	S	T	B	R	54-RG122	-	-	-	-	-	-	-	-	-	-	-	-	-	-	-	-
M39012/28BX009 (M39012/28-X009)	0	TNC	S	S	T	B	R	90-RG71	-	-	-	-	-	-	-	-	-	-	-	-	-	-	-	-
M39012/28-X010 (M23329/4-13) (M23329/4-15)	0,7	TNC	S	S	T	C	R	VIa	B0005 B0015	-	-	-	-	-	-	-	/5-01 (/5-01) (/5-01) (/5-01)	/5-05 (/5-11) (/5-19) (/5-57)	A (A) (B) (A)	0.593 REF	0.353 0.333	0.447 0.427	0.166 0.146	
M39012/28-X011 (M23329/4-14) (M23329/4-16)	0,7	TNC	S	S	T	C	R	VIb	B0006 B0016	-	-	-	-	-	-	-	/5-01 (/5-01) (/5-01) (/5-01)	/5-05 (/5-11) (/5-19) (/5-57)	A (A) (B) (A)	0.593 REF	0.353 0.333	0.447 0.427	0.166 0.146	
M39012/28-X012 (M23329/4-17) (M39012/28-X021)	0,7	TNC	S	S	T	C	R	VIIa	B0007 B0019	-	-	-	-	-	-	-	/5-01 (/5-01) (/5-01) (/5-01)	/5-07 (/5-13) (/5-19) (/5-59)	A (A) (A) (A)	0.593 REF	0.353 0.333	0.447 0.427	0.166 0.146	
M39012/28-X013	0,7	TNC	S	S	T	C	R	IV	B0008	-	-	-	-	-	-	-	/5-01 (/5-01) (/5-01)	/5-05 (/5-09) (/5-41)	B (A) (B)	0.593 REF	0.353 0.333	0.447 0.427	0.166 0.146	
M39012/28-X014	0,7	TNC	S	S	T	C	R	VIIb	B0009	-	-	-	-	-	-	-	/5-01 (/5-01) (/5-01) (/5-01)	/5-07 (/5-13) (/5-19) (/5-59)	A (A) (A) (A)	0.593 REF	0.353 0.333	0.447 0.427	0.166 0.146	
M39012/28BX015 (M39012/28-X015)	0	TNC	S	S	T	B	R	111-RG303	-	-	-	-	-	-	-	-	-	-	-	-	-	-	-	-
M39012/28BX016 (M39012/28-X016)	0	TNC	S	S	T	B	R	84-RG223	-	-	-	-	-	-	-	-	-	-	-	-	-	-	-	-
M39012/28-X018	0,7	TNC	S	S	T	A	R	II	B0020	-	-	-	-	-	-	-	-	-	-	-	-	-	-	-
M39012/28BX019 (M39012/28-X019)	0	TNC	S	S	T	B	R	110-RG302	-	-	-	-	-	-	-	-	-	-	-	-	-	-	-	-
M39012/28BX020 (M39012/28-X020)	0	TNC	S	S	T	B	R	113-RG316 119-RG174	-	-	-	-	-	-	-	-	-	-	-	-	-	-	-	-
M39012/28-X022	0,7	TNC	S	S	T	C	R	IIa	B0020	-	-	-	-	-	-	-	/5-01 (/5-01)	/5-03 (/5-35)	A (B)	0.593 REF	0.353 0.333	0.447 0.427	0.166 0.146	
M39012/28-X023 (M23329/4-18)	0,7	TNC	S	S	T	C	R	V	-	-	-	-	-	-	-	-	/5-01 (/5-01) (/5-01)	/5-05 (/5-09) (/5-41)	B (A) (B)	0.593 REF	0.353 0.333	0.447 0.427	0.166 0.146	
M39012/28-X030	0	TNC	S	S	T	A	R	220-00001	-	-	-	-	-	-	-	-	-	-	-	-	-	-	-	-

MIL-HDBK-1646

APPENDIX C

TABLE C-I. Connector, contact, tool information for M39012 connectors - Continued.

CONNECTOR										CENTER CONTACT TERMINATION (M39012/X)						SHIELD CONTACT TERMINATION (M39012/X)				STRIP LENGTH (IN INCHES)				
PART NUMBER [1/] (SUPERSEDED)	PLATING [1/] [2/]	SERIES	CONTACT TYPE [3/]	FORM [4/]	COUPLING [5/]	CATEGORY [6/]	MATING	COMPATIBLE CABLE GROUP (TABLE C-III OR M17/X) [7/]	MAINTENANCE REPLACEMENTS FOR CATEGORY B [6/]	PART NUMBER	INNER COLOR BAND [8/]	OUTER COLOR BAND [8/]	CRIMP TOOL (M22520/X)			PART NUMBER	CRIMP TOOL (M22520/X)			ENTIRE LENGTH	EXPOSED SHIELD	EXPOSED SHIELD AND DIELECTRIC	EXPOSED CONDUCTOR	
													TOOL	POSITIONER / LOCATOR /DIE	SETTING		TOOL	POSITIONER / LOCATOR /DIE	SETTING					
M39012/28-X031	0	TNC	S	S	T	A	R	221-00001	-	-	-	-	-	-	-	-	-	-	-	-	-	-	-	-
M39012/28-X032	0	TNC	S	S	T	A	R	222-00001	-	-	-	-	-	-	-	-	-	-	-	-	-	-	-	-
M39012/28-X033	0	TNC	S	S	T	A	R	223-00001	-	-	-	-	-	-	-	-	-	-	-	-	-	-	-	-
M39012/28-X034	0	TNC	S	S	T	A	R	224-00001	-	-	-	-	-	-	-	-	-	-	-	-	-	-	-	-
M39012/28-X035	0	TNC	S	S	T	A	R	225-00001	-	-	-	-	-	-	-	-	-	-	-	-	-	-	-	-
M39012/28-X101 (M39012/28-X001) (M39012/28-X004) (M39012/28-X104)	0, 7	TNC	S	S	T	A	R	VI	B0005 B0006 B0015 B0016	-	-	-	-	-	-	-	-	-	-	-	-	-	-	-
M39012/28-X102 (M39012/28-X002) (M39012/28-X017) (M39012/28-X117)	0, 7	TNC	S	S	T	A	R	VII	B0007 B0009 B0019	-	-	-	-	-	-	-	-	-	-	-	-	-	-	-
M39012/28-X103 (M39012/28-X003)	0, 7	TNC	S	S	T	A	R	IV	B0008	-	-	-	-	-	-	-	-	-	-	-	-	-	-	-
M39012/28-X130	0	TNC	S	S	T	A	R	220-00002	-	-	-	-	-	-	-	-	-	-	-	-	-	-	-	-
M39012/28-X131	0	TNC	S	S	T	A	R	221-00002	-	-	-	-	-	-	-	-	-	-	-	-	-	-	-	-
M39012/28-X132	0	TNC	S	S	T	A	R	222-00002	-	-	-	-	-	-	-	-	-	-	-	-	-	-	-	-
M39012/28-X133	0	TNC	S	S	T	A	R	223-00002	-	-	-	-	-	-	-	-	-	-	-	-	-	-	-	-
M39012/28-X134	0	TNC	S	S	T	A	R	224-00002	-	-	-	-	-	-	-	-	-	-	-	-	-	-	-	-
M39012/28-X135	0	TNC	S	S	T	A	R	225-00002	-	-	-	-	-	-	-	-	-	-	-	-	-	-	-	-
M39012/28-X225	0, 7	TNC	S	S	T	A	R	X	-	-	-	-	-	-	-	-	-	-	-	-	-	-	-	-
M39012/28-X501	0, 7	TNC	S	S	T	D	R	IV	B0008	/28-12	ORN	BLU	/1-01	/1-12	-	/28-50	/5-01 (/5-01) (/5-01)	/5-05 (/5-09) (/5-41)	B (A) (B)	0.593 REF	0.353 0.333	0.447 0.427	0.166 0.146	
M39012/28-X502	0, 7	TNC	S	S	T	D	R	V	-	/28-11	BLU	BLU	/1-01	/1-12	-	/28-50	/5-01 (/5-01) (/5-01)	/5-05 (/5-09) (/5-41)	B (A) (B)	0.593 REF	0.353 0.333	0.447 0.427	0.166 0.146	
M39012/28-X503	0, 7	TNC	S	S	T	D	R	VIb	B0006	/28-10	RED	BLU	/1-01	/1-12	-	/28-51	/5-01 (/5-01) (/5-01)	/5-05 (/5-11) (/5-19) (/5-57)	A (A) (B) (A)	0.593 REF	0.353 0.333	0.447 0.427	0.166 0.146	
M39012/28-X504	0, 7	TNC	S	S	T	D	R	VIa	B0005	/28-10	RED	BLU	/1-01	/1-12	-	/28-52	/5-01 (/5-01) (/5-01)	/5-05 (/5-11) (/5-19) (/5-57)	A (A) (B) (A)	0.593 REF	0.353 0.333	0.447 0.427	0.166 0.146	
M39012/29BX005 (M39012/29-X005)	0	TNC	S	S	T	B	R	28-RG58	-	-	-	-	-	-	-	-	-	-	-	-	-	-	-	-
M39012/29BX006 (M39012/29-X006)	0	TNC	S	S	T	B	R	60-RG142 128-RG400	-	-	-	-	-	-	-	-	-	-	-	-	-	-	-	-

MIL-HDBK-1646
APPENDIX C

TABLE C-I. Connector, contact, tool information for M39012 connectors - Continued.

CONNECTOR										CENTER CONTACT TERMINATION (M39012/X)						SHIELD CONTACT TERMINATION (M39012/X)				STRIP LENGTH (IN INCHES)			
PART NUMBER [1/] (SUPERSEDED)	PLATING [1/] [2/]	SERIES	CONTACT TYPE [3/]	FORM [4/]	COUPLING [5/]	CATEGORY [6/]	MATING	COMPATIBLE CABLE GROUP (TABLE C-III OR M17/X) [7/]	MAINTENANCE REPLACEMENTS FOR CATEGORY B [6/]	PART NUMBER	INNER COLOR BAND [8/]	OUTER COLOR BAND [8/]	CRIMP TOOL (M22520/X)			PART NUMBER	CRIMP TOOL (M22520/X)			ENTIRE LENGTH	EXPOSED SHIELD	EXPOSED SHIELD AND DIELECTRIC	EXPOSED CONDUCTOR
													TOOL	POSITIONER / LOCATOR / DIE	SETTING		TOOL	POSITIONER / LOCATOR / DIE	SETTING				
M39012/29BX007 (M39012/29-X007)	0	TNC	S	S	T	B	R	29-RG59 30-RG62 97-RG210	-	-	-	-	-	-	-	-	-	-	-	-	-	-	-
M39012/29BX008 (M39012/29-X008)	0	TNC	S	S	T	B	R	54-RG122	-	-	-	-	-	-	-	-	-	-	-	-	-	-	-
M39012/29BX009 (M39012/29-X009)	0	TNC	S	S	T	B	R	90-RG71	-	-	-	-	-	-	-	-	-	-	-	-	-	-	-
M39012/29-X010	0,7	TNC	S	S	T	C	R	VIa	B0005 B0015	-	-	-	-	-	-	-	/5-01 (/5-01) (/5-01)	/5-05 (/5-11) (/5-19) (/5-57)	A (A) (B) (A)	0.593 REF	0.353 0.333	0.447 0.427	0.166 0.146
M39012/29-X011	0,7	TNC	S	S	T	C	R	VIb	B0006 B0016	-	-	-	-	-	-	-	/5-01 (/5-01) (/5-01)	/5-05 (/5-11) (/5-19) (/5-57)	A (A) (B) (A)	0.593 REF	0.353 0.333	0.447 0.427	0.166 0.146
M39012/29-X012 (M39012/29-X021)	0,7	TNC	S	S	T	C	R	VIIa	B0007 B0019	-	-	-	-	-	-	-	/5-01 (/5-01) (/5-01)	/5-07 (/5-13) (/5-19) (/5-59)	A (A) (A) (A)	0.593 REF	0.353 0.333	0.447 0.427	0.166 0.146
M39012/29-X013	0,7	TNC	S	S	T	C	R	IV	B0008	-	-	-	-	-	-	-	/5-01 (/5-01) (/5-01)	/5-05 (/5-09) (/5-41)	B (A) (B)	0.593 REF	0.353 0.333	0.447 0.427	0.166 0.146
M39012/29-X014	0,7	TNC	S	S	T	C	R	VIIIb	B0009	-	-	-	-	-	-	-	/5-01 (/5-01) (/5-01)	/5-07 (/5-13) (/5-19) (/5-59)	A (A) (A) (A)	0.593 REF	0.353 0.333	0.447 0.427	0.166 0.146
M39012/29BX015 (M39012/29-X015)	0	TNC	S	S	T	B	R	111-RG303	-	-	-	-	-	-	-	-	-	-	-	-	-	-	-
M39012/29BX016 (M39012/29-X016)	0	TNC	S	S	T	B	R	84-RG223	-	-	-	-	-	-	-	-	-	-	-	-	-	-	-
M39012/29-X018	0,7	TNC	S	S	T	A	R	II	B0020	-	-	-	-	-	-	-	-	-	-	-	-	-	-
M39012/29BX019 (M39012/29-X019)	0	TNC	S	S	T	B	R	110-RG302	-	-	-	-	-	-	-	-	-	-	-	-	-	-	-
M39012/29BX020 (M39012/29-X020)	0	TNC	S	S	T	B	R	113-RG316 119-RG174	-	-	-	-	-	-	-	-	-	-	-	-	-	-	-
M39012/29-X022	0,7	TNC	S	S	T	C	R	IIa	B0020	-	-	-	-	-	-	-	/5-01 (/5-01)	/5-03 (/5-35)	A (B)	0.593 REF	0.353 0.333	0.447 0.427	0.166 0.146
M39012/29-X023	0,7	TNC	S	S	T	C	R	V	-	-	-	-	-	-	-	-	/5-01 (/5-01) (/5-01)	/5-05 (/5-09) (/5-41)	B (A) (B)	0.593 REF	0.353 0.333	0.447 0.427	0.166 0.146
M39012/29-X030	0	TNC	S	S	T	A	R	220-00001	-	-	-	-	-	-	-	-	-	-	-	-	-	-	-

MIL-HDBK-1646

APPENDIX C

TABLE C-I. Connector, contact, tool information for M39012 connectors - Continued.

CONNECTOR										CENTER CONTACT TERMINATION (M39012/X)						SHIELD CONTACT TERMINATION (M39012/X)				STRIP LENGTH (IN INCHES)				
PART NUMBER [1/] (SUPERSEDED)	PLATING [1/] [2/]	SERIES	CONTACT TYPE [3/]	FORM [4/]	COUPLING [5/]	CATEGORY [6/]	MATING	COMPATIBLE CABLE GROUP (TABLE C-III OR M17/X) [7/]	MAINTENANCE REPLACEMENTS FOR CATEGORY B [6/]	PART NUMBER	INNER COLOR BAND [8/]	OUTER COLOR BAND [8/]	CRIMP TOOL (M22520/X)			PART NUMBER	CRIMP TOOL (M22520/X)			ENTIRE LENGTH	EXPOSED SHIELD	EXPOSED SHIELD AND DIELECTRIC	EXPOSED CONDUCTOR	
													TOOL	POSITIONER / LOCATOR / DIE	SETTING		TOOL	POSITIONER / LOCATOR / DIE	SETTING					
M39012/29-X031	0	TNC	S	S	T	A	R	221-00001	-	-	-	-	-	-	-	-	-	-	-	-	-	-	-	-
M39012/29-X032	0	TNC	S	S	T	A	R	222-00001	-	-	-	-	-	-	-	-	-	-	-	-	-	-	-	-
M39012/29-X033	0	TNC	S	S	T	A	R	223-00001	-	-	-	-	-	-	-	-	-	-	-	-	-	-	-	-
M39012/29-X034	0	TNC	S	S	T	A	R	224-00001	-	-	-	-	-	-	-	-	-	-	-	-	-	-	-	-
M39012/29-X035	0	TNC	S	S	T	A	R	225-00001	-	-	-	-	-	-	-	-	-	-	-	-	-	-	-	-
M39012/29-X101 (M39012/29-X001) (M39012/29-X002) (M39012/29-X003) (M39012/29-X004) (M39012/29-X104)	0, 7	TNC	S	S	T	A	R	VI	B0005 B0006 B0015 B0016	-	-	-	-	-	-	-	-	-	-	-	-	-	-	-
M39012/29-X102 (M39012/29-X002) (M39012/29-X003) (M39012/29-X004) (M39012/29-X005) (M39012/29-X006) (M39012/29-X007) (M39012/29-X008) (M39012/29-X009) (M39012/29-X010) (M39012/29-X011) (M39012/29-X012) (M39012/29-X013) (M39012/29-X014) (M39012/29-X015) (M39012/29-X016) (M39012/29-X017) (M39012/29-X117)	0, 7	TNC	S	S	T	A	R	VII	B0007 B0009 B0019	-	-	-	-	-	-	-	-	-	-	-	-	-	-	-
M39012/29-X103 (M39012/29-X003)	0, 7	TNC	S	S	T	A	R	IV	B0008	-	-	-	-	-	-	-	-	-	-	-	-	-	-	-
M39012/29-X130	0	TNC	S	S	T	A	R	220-00002	-	-	-	-	-	-	-	-	-	-	-	-	-	-	-	-
M39012/29-X131	0	TNC	S	S	T	A	R	221-00002	-	-	-	-	-	-	-	-	-	-	-	-	-	-	-	-
M39012/29-X132	0	TNC	S	S	T	A	R	222-00002	-	-	-	-	-	-	-	-	-	-	-	-	-	-	-	-
M39012/29-X133	0	TNC	S	S	T	A	R	223-00002	-	-	-	-	-	-	-	-	-	-	-	-	-	-	-	-
M39012/29-X134	0	TNC	S	S	T	A	R	224-00002	-	-	-	-	-	-	-	-	-	-	-	-	-	-	-	-
M39012/29-X135	0	TNC	S	S	T	A	R	225-00002	-	-	-	-	-	-	-	-	-	-	-	-	-	-	-	-
M39012/29-X225	0, 7	TNC	S	S	T	A	R	X	-	-	-	-	-	-	-	-	-	-	-	-	-	-	-	-
M39012/29-X501	0, 7	TNC	S	S	T	D	R	IV	B0008	/29-12	ORN	GRN	/1-01	/1-12	-	/29-50	/5-01 (/5-01) (/5-01)	/5-05 (/5-09) (/5-41)	B (A) (B)	0.593 REF	0.353 0.333	0.447 0.427	0.166 0.146	

MIL-HDBK-1646
APPENDIX C

TABLE C-I. Connector, contact, tool information for M39012 connectors - Continued.

CONNECTOR										CENTER CONTACT TERMINATION (M39012/X)						SHIELD CONTACT TERMINATION (M39012/X)				STRIP LENGTH (IN INCHES)			
PART NUMBER [1/] (SUPERSEDED)	PLATING [1/] [2/]	SERIES	CONTACT TYPE [3/]	FORM [4/]	COUPLING [5/]	CATEGORY [6/]	MATING	COMPATIBLE CABLE GROUP (TABLE C-III OR M17/X) [7/]	MAINTENANCE REPLACEMENTS FOR CATEGORY B [6/]	PART NUMBER	INNER COLOR BAND [8/]	OUTER COLOR BAND [8/]	CRIMP TOOL (M22520/X)			PART NUMBER	CRIMP TOOL (M22520/X)			ENTIRE LENGTH	EXPOSED SHIELD	EXPOSED SHIELD AND DIELECTRIC	EXPOSED CONDUCTOR
													TOOL	POSITIONER / LOCATOR / DIE	SETTING		TOOL	POSITIONER / LOCATOR / DIE	SETTING				
M39012/29-X502	0, 7	TNC	S	S	T	D	R	V	—	/29-11	BLU	GRN	/1-01	/1-12	—	/29-50	/5-01 (/5-01) (/5-01)	/5-05 (/5-09) (/5-41)	B (A) (B)	0.593 REF	0.353 0.333	0.447 0.427	0.166 0.146
M39012/29-X503	0, 7	TNC	S	S	T	D	R	VIb	B0006	/29-10	RED	GRN	/1-01	/1-12	—	/29-51	/5-01 (/5-01) (/5-01) (/5-01)	/5-05 (/5-11) (/5-19) (/5-57)	A (A) (B) (A)	0.593 REF	0.353 0.333	0.447 0.427	0.166 0.146
M39012/29-X504	0, 7	TNC	S	S	T	D	R	VIa	B0005	/29-10	RED	GRN	/1-01	/1-12	—	/29-52	/5-01 (/5-01) (/5-01) (/5-01)	/5-05 (/5-11) (/5-19) (/5-57)	A (A) (B) (A)	0.593 REF	0.353 0.333	0.447 0.427	0.166 0.146
M39012/30BX005	0	TNC	P	R	T	B	P	28-RG58	—	—	—	—	—	—	—	—	—	—	—	—	—	—	—
M39012/30BX006	0	TNC	P	R	T	B	P	60-RG142 128-RG400	—	—	—	—	—	—	—	—	—	—	—	—	—	—	—
M39012/30BX007	0	TNC	P	R	T	B	P	29-RG59 30-RG62 97-RG210	—	—	—	—	—	—	—	—	—	—	—	—	—	—	—
M39012/30BX008	0	TNC	P	R	T	B	P	54-RG122	—	—	—	—	—	—	—	—	—	—	—	—	—	—	—
M39012/30BX009	0	TNC	P	R	T	B	P	90-RG71	—	—	—	—	—	—	—	—	—	—	—	—	—	—	—
M39012/30-X010	0, 7	TNC	P	R	T	C	P	VIa	B0005 B0015	—	—	—	—	—	—	—	/5-01 (/5-01) (/5-01) (/5-01)	/5-05 (/5-11) (/5-19) (/5-57)	A (A) (B) (A)	0.593 REF	0.353 0.333	0.447 0.427	0.166 0.146
M39012/30-X011	0, 7	TNC	P	R	T	C	P	VIb	B0006 B0016	—	—	—	—	—	—	—	/5-01 (/5-01) (/5-01) (/5-01)	/5-05 (/5-11) (/5-19) (/5-57)	A (A) (B) (A)	0.593 REF	0.353 0.333	0.447 0.427	0.166 0.146
M39012/30-X012 (M39012/30-X021)	0, 7	TNC	P	R	T	C	P	VIIa	B0007 B0019	—	—	—	—	—	—	—	/5-01 (/5-01) (/5-01) (/5-01)	/5-07 (/5-13) (/5-19) (/5-59)	A (A) (A) (A)	0.593 REF	0.353 0.333	0.447 0.427	0.166 0.146
M39012/30-X013	0, 7	TNC	P	R	T	C	P	IV	B0008	—	—	—	—	—	—	—	/5-01 (/5-01) (/5-01) (/5-01)	/5-05 (/5-09) (/5-41) (/5-57)	B (A) (B) (A)	0.593 REF	0.353 0.333	0.447 0.427	0.166 0.146
M39012/30-X014	0, 7	TNC	P	R	T	C	P	VIIb	B0009	—	—	—	—	—	—	—	/5-01 (/5-01) (/5-01) (/5-01)	/5-07 (/5-13) (/5-19) (/5-59)	A (A) (A) (A)	0.593 REF	0.353 0.333	0.447 0.427	0.166 0.146
M39012/30BX015	0	TNC	P	R	T	B	P	111-RG303	—	—	—	—	—	—	—	—	—	—	—	—	—	—	—
M39012/30BX016	0	TNC	P	R	T	B	P	84-RG223	—	—	—	—	—	—	—	—	—	—	—	—	—	—	—
M39012/30BX019	0	TNC	P	R	T	B	P	110-RG302	—	—	—	—	—	—	—	—	—	—	—	—	—	—	—

MIL-HDBK-1646

APPENDIX C

TABLE C-I. Connector, contact, tool information for M39012 connectors - Continued.

CONNECTOR									CENTER CONTACT TERMINATION (M39012/X)						SHIELD CONTACT TERMINATION (M39012/X)			STRIP LENGTH (IN INCHES)					
PART NUMBER [1/] (SUPERSEDED)	PLATING [1/] [2/]	SERIES	CONTACT TYPE [3/]	FORM [4/]	COUPLING [5/]	CATEGORY [6/]	MATING	COMPATIBLE CABLE GROUP (TABLE C-III OR M17/X) [7/]	MAINTENANCE REPLACEMENTS FOR CATEGORY B [6/]	PART NUMBER	INNER COLOR BAND [8/]	OUTER COLOR BAND [8/]	CRIMP TOOL (M22520/X)			PART NUMBER	CRIMP TOOL (M22520/X)			ENTIRE LENGTH	EXPOSED SHIELD	EXPOSED SHIELD AND DIELECTRIC	EXPOSED CONDUCTOR
													TOOL	POSITIONER / LOCATOR / DIE	SETTING		TOOL	POSITIONER / LOCATOR / DIE	SETTING				
M39012/30BX020	0	TNC	P	R	T	B	P	113-RG316 119-RG174	-	-	-	-	-	-	-	-	-	-	-	-	-	-	-
M39012/30-X022	0, 7	TNC	P	R	T	C	P	IIa	B0020	-	-	-	-	-	-	-	/5-01 (/5-01)	/5-03 (/5-35)	A (B)	0.593 REF	0.353 0.333	0.447 0.427	0.166 0.146
M39012/30-X023	0, 7	TNC	P	R	T	C	P	V	-	-	-	-	-	-	-	-	/5-01 (/5-01)	/5-05 (/5-09)	B (A) (B)	0.593 REF	0.353 0.333	0.447 0.427	0.166 0.146
M39012/30-X030	0	TNC	P	R	T	A	P	220-00001	-	-	-	-	-	-	-	-	-	-	-	-	-	-	-
M39012/30-X031	0	TNC	P	R	T	A	P	221-00001	-	-	-	-	-	-	-	-	-	-	-	-	-	-	-
M39012/30-X032	0	TNC	P	R	T	A	P	222-00001	-	-	-	-	-	-	-	-	-	-	-	-	-	-	-
M39012/30-X033	0	TNC	P	R	T	A	P	223-00001	-	-	-	-	-	-	-	-	-	-	-	-	-	-	-
M39012/30-X034	0	TNC	P	R	T	A	P	224-00001	-	-	-	-	-	-	-	-	-	-	-	-	-	-	-
M39012/30-X035	0	TNC	P	R	T	A	P	225-00001	-	-	-	-	-	-	-	-	-	-	-	-	-	-	-
M39012/30-X101 (M39012/30-X001) (M39012/30-X004) (M39012/30-X104)	0, 7	TNC	P	R	T	A	P	VI	B0005 B0006 B0015 B0016	-	-	-	-	-	-	-	-	-	-	-	-	-	-
M39012/30-X102 (M39012/30-X002) (M39012/30-X017) (M39012/30-X117)	0, 7	TNC	P	R	T	A	P	VII	B0007 B0009 B0019	-	-	-	-	-	-	-	-	-	-	-	-	-	-
M39012/30-X103 (M39012/30-X003)	0, 7	TNC	P	R	T	A	P	IV	B0008	-	-	-	-	-	-	-	-	-	-	-	-	-	-
M39012/30-X118 (M39012/30-X018)	0, 7	TNC	P	R	T	A	P	II	B0020	-	-	-	-	-	-	-	-	-	-	-	-	-	-
M39012/30-X130	0	TNC	P	R	T	A	P	220-00002	-	-	-	-	-	-	-	-	-	-	-	-	-	-	-
M39012/30-X131	0	TNC	P	R	T	A	P	221-00002	-	-	-	-	-	-	-	-	-	-	-	-	-	-	-
M39012/30-X132	0	TNC	P	R	T	A	P	222-00002	-	-	-	-	-	-	-	-	-	-	-	-	-	-	-
M39012/30-X133	0	TNC	P	R	T	A	P	223-00002	-	-	-	-	-	-	-	-	-	-	-	-	-	-	-
M39012/30-X134	0	TNC	P	R	T	A	P	224-00002	-	-	-	-	-	-	-	-	-	-	-	-	-	-	-
M39012/30-X135	0	TNC	P	R	T	A	P	225-00002	-	-	-	-	-	-	-	-	-	-	-	-	-	-	-
M39012/30-X225	0, 7	TNC	P	R	T	A	P	X	-	-	-	-	-	-	-	-	-	-	-	-	-	-	-
M39012/30-X501	0, 7	TNC	P	R	T	D	P	IV	B0008	/30-12	ORN	VIO	/1-01	/1-12	-	/30-50	/5-01 (/5-01)	/5-05 (/5-09)	B (A) (B)	0.593 REF	0.353 0.333	0.447 0.427	0.166 0.146
M39012/30-X502	0, 7	TNC	P	R	T	D	P	V	-	/30-11	BLU	VIO	/1-01	/1-12	-	/30-50	/5-01 (/5-01)	/5-05 (/5-09)	B (A) (B)	0.593 REF	0.353 0.333	0.447 0.427	0.166 0.146

MIL-HDBK-1646

APPENDIX C

TABLE C-I. Connector, contact, tool information for M39012 connectors - Continued.

CONNECTOR										CENTER CONTACT TERMINATION (M39012/X)						SHIELD CONTACT TERMINATION (M39012/X)				STRIP LENGTH (IN INCHES)			
PART NUMBER [1/] (SUPERSEDED)	PLATING [1/] [2/]	SERIES	CONTACT TYPE [3/]	FORM [4/]	COUPLING [5/]	CATEGORY [6/]	MATING	COMPATIBLE CABLE GROUP (TABLE C-III OR M17/X) [7/]	MAINTENANCE REPLACEMENTS FOR CATEGORY B [6/]	PART NUMBER	INNER COLOR BAND [8/]	OUTER COLOR BAND [8/]	CRIMP TOOL (M22520/X)			PART NUMBER	CRIMP TOOL (M22520/X)			ENTIRE LENGTH	EXPOSED SHIELD	EXPOSED SHIELD AND DIELECTRIC	EXPOSED CONDUCTOR
													TOOL	POSITIONER / LOCATOR /DIE	SETTING		TOOL	POSITIONER / LOCATOR /DIE	SETTING				
M39012/30-X503	0,7	TNC	P	R	T	D	P	VIb	B0006	/30-10	RED	VIO	/1-01	/1-12	-	/30-51	/5-01 (/5-01) (/5-01)	/5-05 (/5-11) (/5-19) (/5-57)	A (A) (B) (A)	0.593 REF	0.353 0.333	0.447 0.427	0.166 0.146
M39012/30-X504	0,7	TNC	P	R	T	D	P	VIa	B0005	/30-10	RED	VIO	/1-01	/1-12	-	/30-52	/5-01 (/5-01) (/5-01)	/5-05 (/5-11) (/5-19) (/5-57)	A (A) (B) (A)	0.593 REF	0.353 0.333	0.447 0.427	0.166 0.146
M39012/31-X001	0	TNC	S	S	T	-	R	UNCABLED	-	-	-	-	-	-	-	-	-	-	-	-	-	-	-
M39012/31-X002	0	TNC	S	S	T	-	R	UNCABLED	-	-	-	-	-	-	-	-	-	-	-	-	-	-	-
M39012/31-X003	0	TNC	S	S	T	-	R	UNCABLED	-	-	-	-	-	-	-	-	-	-	-	-	-	-	-
M39012/32-X001	0	TNC	S	S	T	-	R	UNCABLED	-	-	-	-	-	-	-	-	-	-	-	-	-	-	-
M39012/33-X001	0	TNC	S	R	T	-	R	UNCABLED	-	-	-	-	-	-	-	-	-	-	-	-	-	-	-
M39012/33-X002	0	TNC	S	R	T	-	R	UNCABLED	-	-	-	-	-	-	-	-	-	-	-	-	-	-	-
M39012/34-X001	0	TNC	S	S	T	-	R	UNCABLED	-	-	-	-	-	-	-	-	-	-	-	-	-	-	-
M39012/34-X002	0	TNC	S	S	T	-	R	UNCABLED	-	-	-	-	-	-	-	-	-	-	-	-	-	-	-
M39012/35-X010	0,7	SC	P	S	T	C	P	VIII	B0023	-	-	-	-	-	-	-	/5-01 (/5-01)	/5-35 (/5-55)	A (A)	0.687 REF	0.416 0.396	0.510 0.490	0.197 0.177
M39012/35-X011	0,7	SC	P	S	T	C	P	Xa	B0024	-	-	-	-	-	-	-	/5-01	/5-61	A	0.687 REF	0.416 0.396	0.510 0.490	0.197 0.177
M39012/35-X012	0,7	SC	P	S	T	C	P	Xb	B0025	-	-	-	-	-	-	-	/5-01	/5-61	A	0.687 REF	0.416 0.396	0.510 0.490	0.197 0.177
M39012/35-X013	0,7	SC	P	S	T	C	P	Xc	B0026	-	-	-	-	-	-	-	/5-01	/5-61	A	0.687 REF	0.416 0.396	0.510 0.490	0.197 0.177
M39012/35-X014	0,7	SC	P	S	T	C	P	IX	B0027	-	-	-	-	-	-	-	/5-01	/5-61	A	0.687 REF	0.416 0.396	0.510 0.490	0.197 0.177
M39012/35-X016 (M39012/35-X001)	0,7	SC	P	S	T	A	P	VIII	B0023	-	-	-	-	-	-	-	-	-	-	-	-	-	-
M39012/35-X017 (M39012/35-X002)	0,7	SC	P	S	T	A	P	X	B0024 B0025	-	-	-	-	-	-	-	-	-	-	-	-	-	-
M39012/35-X018 (M39012/35-X003)	0,7	SC	P	S	T	A	P	XII	-	-	-	-	-	-	-	-	-	-	-	-	-	-	-
M39012/35-X019 (M39012/35-X004)	0,7	SC	P	S	T	A	P	XIII	-	-	-	-	-	-	-	-	-	-	-	-	-	-	-
M39012/35-X020 (M39012/35-X005)	0,7	SC	P	S	T	A	P	XIV	-	-	-	-	-	-	-	-	-	-	-	-	-	-	-
M39012/35-X021 (M39012/35-X015)	0,7	SC	P	S	T	A	P	XI	-	-	-	-	-	-	-	-	-	-	-	-	-	-	-
M39012/35-X022	0,7	SC	P	S	T	A	P	IX	B0027	-	-	-	-	-	-	-	-	-	-	-	-	-	-

MIL-HDBK-1646
APPENDIX C

TABLE C-I. Connector, contact, tool information for M39012 connectors - Continued.

CONNECTOR										CENTER CONTACT TERMINATION (M39012/X)						SHIELD CONTACT TERMINATION (M39012/X)				STRIP LENGTH (IN INCHES)			
PART NUMBER [1/] (SUPERSEDED)	PLATING [1/] [2/]	SERIES	CONTACT TYPE [3/]	FORM [4/]	COUPLING [5/]	CATEGORY [6/]	MATING	COMPATIBLE CABLE GROUP (TABLE C-III OR M17/X) [7/]	MAINTENANCE REPLACEMENTS FOR CATEGORY B [6/]	PART NUMBER	INNER COLOR BAND [8/]	OUTER COLOR BAND [8/]	CRIMP TOOL (M22520/X)			PART NUMBER	CRIMP TOOL (M22520/X)			ENTIRE LENGTH	EXPOSED SHIELD	EXPOSED SHIELD AND DIELECTRIC	EXPOSED CONDUCTOR
													TOOL	POSITIONER / LOCATOR / DIE	SETTING		TOOL	POSITIONER / LOCATOR / DIE	SETTING				
M39012/35BX023 (M39012/35-X006) (M23329/5-01) (M23329/5-05) (M39012/35-X023)	0	SC	P	S	T	B	P	73-RG212 112-RG304	-	-	-	-	-	-	-	-	-	-	-	-	-	-	-
M39012/35BX024 (M39012/35-X007)	0	SC	P	S	T	B	P	65-RG165 74-RG213	-	-	-	-	-	-	-	-	-	-	-	-	-	-	-
M39012/35BX025 (M39012/35-X008) (M23329/5-02) (M23329/5-04) (M39012/35-X025)	0	SC	P	S	T	B	P	75-RG214 86-00001	-	-	-	-	-	-	-	-	-	-	-	-	-	-	-
M39012/35BX026 (M39012/35-X009) (M23329/5-09) (M39012/35-X026)	0	SC	P	S	T	B	P	6-RG11 62-RG144	-	-	-	-	-	-	-	-	-	-	-	-	-	-	-
M39012/35BX027 (M39012/35-X027)	0	SC	P	S	T	B	P	92-RG115	-	-	-	-	-	-	-	-	-	-	-	-	-	-	-
M39012/35-X501	0, 7	SC	P	S	T	D	P	Xb	B0025	/38-10	RED	WHT	/1-01	/1-14	-	/38-50	/5-01 (/5-01)	/5-25 (/5-61)	A (A)	0.687 REF	0.416 0.396	0.510 0.490	0.197 0.177
M39012/35-X502	0, 7	SC	P	S	T	D	P	Xa	B0024	/38-10	RED	WHT	/1-01	/1-14	-	/38-51	/5-01 (/5-01)	/5-25 (/5-61)	A (A)	0.687 REF	0.416 0.396	0.510 0.490	0.197 0.177
M39012/35-X503	0, 7	SC	P	S	T	D	P	Vlb	-	/38-11	BLU	WHT	/1-01	/1-14	-	/38-52	/5-01 (/5-01) (/5-01)	/5-05 (/5-11) (/5-19) (/5-57)	A (A) (B) (A)	0.687 REF	0.416 0.396	0.510 0.490	0.197 0.177
M39012/36-X007 [9/]	0	SC	S	S	T	C	P	Xa	B0022	-	-	-	-	-	-	-	/5-01	/5-61	A	0.687 REF	0.416 0.396	0.510 0.490	0.197 0.177
M39012/36-X008 [9/]	0	SC	S	S	T	C	P	Xb	B0023	-	-	-	-	-	-	-	/5-01	/5-61	A	0.687 REF	0.416 0.396	0.510 0.490	0.197 0.177
M39012/36-X009 [9/]	0	SC	S	S	T	C	P	VIII	B0024	-	-	-	-	-	-	-	/5-01 (/5-01)	/5-35 (/5-55)	A (A)	0.687 REF	0.416 0.396	0.510 0.490	0.197 0.177
M39012/36-X010 [9/]	0	SC	S	S	T	C	P	Xc	B0025	-	-	-	-	-	-	-	/5-01	/5-61	A	0.687 REF	0.416 0.396	0.510 0.490	0.197 0.177
M39012/36-X015 [9/] (M39012/36-X001)	0	SC	S	S	T	A	P	X	B0022 B0023	-	-	-	-	-	-	-	-	-	-	-	-	-	-
M39012/36-X016 [9/] (M39012/36-X002)	0	SC	S	S	T	A	P	VIII	B0024	-	-	-	-	-	-	-	-	-	-	-	-	-	-
M39012/36-X017 [9/] (M39012/36-X011)	0	SC	S	S	T	A	P	XI	-	-	-	-	-	-	-	-	-	-	-	-	-	-	-

MIL-HDBK-1646
APPENDIX C

TABLE C-I. Connector, contact, tool information for M39012 connectors - Continued.

CONNECTOR										CENTER CONTACT TERMINATION (M39012/X)						SHIELD CONTACT TERMINATION (M39012/X)				STRIP LENGTH (IN INCHES)				
PART NUMBER [1/] (SUPERSEDED)	PLATING [1/] [2/]	SERIES	CONTACT TYPE [3/]	FORM [4/]	COUPLING [5/]	CATEGORY [6/]	MATING	COMPATIBLE CABLE GROUP (TABLE C-III OR M17/X) [7/]	MAINTENANCE REPLACEMENTS FOR CATEGORY B [6/]	PART NUMBER	INNER COLOR BAND [8/]	OUTER COLOR BAND [8/]	CRIMP TOOL (M22520/X)			PART NUMBER	CRIMP TOOL (M22520/X)			ENTIRE LENGTH	EXPOSED SHIELD	EXPOSED SHIELD AND DIELECTRIC	EXPOSED CONDUCTOR	
													TOOL	POSITIONER / LOCATOR / DIE	SETTING		TOOL	POSITIONER / LOCATOR / DIE	SETTING					
M39012/36-X018 [9/] (M39012/36-X012)	0	SC	S	S	T	A	P	XII	-	-	-	-	-	-	-	-	-	-	-	-	-	-	-	-
M39012/36-X019 [9/] (M39012/36-X013)	0	SC	S	S	T	A	P	XIII	-	-	-	-	-	-	-	-	-	-	-	-	-	-	-	-
M39012/36-X020 [9/] (M39012/36-X014)	0	SC	S	S	T	A	P	XIV	-	-	-	-	-	-	-	-	-	-	-	-	-	-	-	-
M39012/36-X021 [9/]	0	SC	S	S	T	A	P	IX	B0026	-	-	-	-	-	-	-	-	-	-	-	-	-	-	-
M39012/36BX022 [9/] (M39012/36-X003) (M23329/5-01) (M23239/5-07) (M23329/5-10) (M39012/36-X022)	0	SC	S	S	T	B	P	65-RG165 74-RG213	-	-	-	-	-	-	-	-	-	-	-	-	-	-	-	-
M39012/36BX023 [9/] (M39012/36-X004) (M23329/5-06) (M23239/5-08) (M39012/36-X023)	0	SC	S	S	T	B	P	75-RG214 RG-225/U	-	-	-	-	-	-	-	-	-	-	-	-	-	-	-	-
M39012/36BX024 [9/] (M39012/36-X005) (M39012/36-X002)	0	SC	S	S	T	B	P	73-RG212 112-RG304	-	-	-	-	-	-	-	-	-	-	-	-	-	-	-	-
M39012/36BX025 [9/] (M39012/36-X006) (M39012/36-X025)	0	SC	S	S	T	B	P	6-RG11 62-RG144	-	-	-	-	-	-	-	-	-	-	-	-	-	-	-	-
M39012/36BX026 [9/] (M39012/36-X026)	0	SC	S	S	T	B	P	92-RG115 62-RG144	-	-	-	-	-	-	-	-	-	-	-	-	-	-	-	-
M39012/36-X027 [9/]	0	SC	S	S	T	C	P	IX	B0026	-	-	-	-	-	-	-	/5-01	/5-61	A	0.687 REF	0.416 0.396	0.510 0.490	0.197 0.177	
M39012/36-X501 [9/]	0	SC	S	S	T	D	P	Xb	B0023	/36-10	RED	WHT	/1-01	/1-14	-	/36-50	/5-01 (/5-01)	/5-25 (/5-61)	A (A)	0.687 REF	0.416 0.396	0.510 0.490	0.197 0.177	
M39012/36-X502 [9/]	0	SC	S	S	T	D	P	Xa	B0022	/36-10	RED	WHT	/1-01	/1-14	-	/36-51	/5-01 (/5-01)	/5-25 (/5-61)	A (A)	0.687 REF	0.416 0.396	0.510 0.490	0.197 0.177	
M39012/36-X503 [9/]	0	SC	S	S	T	D	P	Vtb	-	/36-11	BLU	WHT	/1-01	/1-14	-	/36-52	/5-01 (/5-01) (/5-01)	/5-05 (/5-11) (/5-19) (/5-57)	A (A) (B) (A)	0.687 REF	0.416 0.396	0.510 0.490	0.197 0.177	
M39012/38-X006	0, 7	SC	S	S	T	C	R	Xa	-	-	-	-	-	-	-	-	/5-01	/5-61	A	0.687 REF	0.416 0.396	0.510 0.490	0.197 0.177	
M39012/38-X007	0, 7	SC	S	S	T	C	R	Xb	B0015	-	-	-	-	-	-	-	/5-01	/5-61	A	0.687 REF	0.416 0.396	0.510 0.490	0.197 0.177	

MIL-HDBK-1646

APPENDIX C

TABLE C-I. Connector, contact, tool information for M39012 connectors - Continued.

CONNECTOR										CENTER CONTACT TERMINATION (M39012/X)						SHIELD CONTACT TERMINATION (M39012/X)			STRIP LENGTH (IN INCHES)				
PART NUMBER [1/] (SUPERSEDED)	PLATING [1/] [2/]	SERIES	CONTACT TYPE [3/]	FORM [4/]	COUPLING [5/]	CATEGORY [6/]	MATING	COMPATIBLE CABLE GROUP (TABLE C-III OR M17/X) [7/]	MAINTENANCE REPLACEMENTS FOR CATEGORY B [6/]	PART NUMBER	INNER COLOR BAND [8/]	OUTER COLOR BAND [8/]	CRIMP TOOL (M22520/X)			PART NUMBER	CRIMP TOOL (M22520/X)			ENTIRE LENGTH	EXPOSED SHIELD	EXPOSED SHIELD AND DIELECTRIC	EXPOSED CONDUCTOR
													TOOL	POSITIONER / LOCATOR /DIE	SETTING		TOOL	POSITIONER / LOCATOR /DIE	SETTING				
M39012/38-X008	0, 7	SC	S	S	T	C	R	VIII	B0016	-	-	-	-	-	-	-	/5-01 (/5-01)	/5-35 (/5-55)	A (A)	0.687 REF	0.416 0.396	0.510 0.490	0.197 0.177
M39012/38-X010 (M39012/38-X001)	0, 7	SC	S	S	T	A	R	X	B0015	-	-	-	-	-	-	-	-	-	-	-	-	-	-
M39012/38-X011 (M39012/38-X002)	0, 7	SC	S	S	T	A	R	VIII	B0016	-	-	-	-	-	-	-	-	-	-	-	-	-	-
M39012/38-X012 (M39012/38-X009)	0, 7	SC	S	S	T	A	R	XI	-	-	-	-	-	-	-	-	-	-	-	-	-	-	-
M39012/38-X013	0, 7	SC	S	S	T	A	R	IX	B0017	-	-	-	-	-	-	-	-	-	-	-	-	-	-
M39012/38BX015 (M39012/38-X015)	0	SC	S	S	T	B	R	75-RG214 RG-225/U	-	-	-	-	-	-	-	-	-	-	-	-	-	-	-
M39012/38BX016 (M39012/38-X016)	0	SC	S	S	T	B	R	73-RG212 112-RG304	-	-	-	-	-	-	-	-	-	-	-	-	-	-	-
M39012/38BX017 (M39012/38-X017)	0	SC	S	S	T	B	R	92-RG115	-	-	-	-	-	-	-	-	-	-	-	-	-	-	-
M39012/38-X018	0, 7	SC	S	S	T	C	R	IX	B0017	-	-	-	-	-	-	-	/5-01	/5-61	A	0.687 REF	0.416 0.396	0.510 0.490	0.197 0.177
M39012/38-X019	0, 7	SC	S	S	T	A	R	XIII	-	-	-	-	-	-	-	-	-	-	-	-	-	-	-
M39012/38-X020	0, 7	SC	S	S	T	A	R	XIV	-	-	-	-	-	-	-	-	-	-	-	-	-	-	-
M39012/38-X501	0, 7	SC	S	S	T	D	R	Xb	B0015	/38- 10	RED	WHT	/1-01	/1-14	-	/38- 50	/5-01 (/5-01)	/5-25 (/5-61)	A (A)	0.687 REF	0.416 0.396	0.510 0.490	0.197 0.177
M39012/38-X502	0, 7	SC	S	S	T	D	R	Xa	-	/38- 10	RED	WHT	/1-01	/1-14	-	/38- 51	/5-01 (/5-01)	/5-25 (/5-61)	A (A)	0.687 REF	0.416 0.396	0.510 0.490	0.197 0.177
M39012/38-X503	0, 7	SC	S	S	T	D	R	VIb	-	/38- 11	BLU	WHT	/1-01	/1-14	-	/38- 52	/5-01 (/5-01) (/5-01)	/5-05 (/5-11) (/5-19) (/5-57)	A (A) (B) (A)	0.687 REF	0.416 0.396	0.510 0.490	0.197 0.177
M39012/39BX002 (M39012/39-X002)	0	SC	P	R	T	B	P	65-RG165 74-RG213	-	-	-	-	-	-	-	-	-	-	-	-	-	-	-
M39012/39BX003 (M39012/39-X003)	0	SC	P	R	T	B	P	75-RG214 RG-225/U	-	-	-	-	-	-	-	-	-	-	-	-	-	-	-
M39012/39-X004	0	SC	P	R	T	C	P	Xa	B0002	-	-	-	-	-	-	-	/5-01 (/5-01)	/5-35 (/5-55)	A (A)	0.687 REF	0.416 0.396	0.510 0.490	0.197 0.177
M39012/39-X005	0	SC	P	R	T	C	P	Xb	B0003	-	-	-	-	-	-	-	/5-01	/5-61	A	0.687 REF	0.416 0.396	0.510 0.490	0.197 0.177
M39012/39BX008 (M39012/39-X008)	0	SC	P	R	T	B	P	92-RG115 112-RG304	-	-	-	-	-	-	-	-	-	-	-	-	-	-	-
M39012/39-X009	0	SC	P	R	T	C	P	IX	B0008	-	-	-	-	-	-	-	/5-01	/5-61	A	0.687 REF	0.416 0.396	0.510 0.490	0.197 0.177

MIL-HDBK-1646

APPENDIX C

TABLE C-I. Connector, contact, tool information for M39012 connectors - Continued.

CONNECTOR										CENTER CONTACT TERMINATION (M39012/X)						SHIELD CONTACT TERMINATION (M39012/X)			STRIP LENGTH (IN INCHES)				
PART NUMBER [1/] (SUPERSEDED)	PLATING [1/] [2/]	SERIES	CONTACT TYPE [3/]	FORM [4/]	COUPLING [5/]	CATEGORY [6/]	MATING	COMPATIBLE CABLE GROUP (TABLE C-III OR M17/X) [7/]	MAINTENANCE REPLACEMENTS FOR CATEGORY B [6/]	PART NUMBER	INNER COLOR BAND [8/]	OUTER COLOR BAND [8/]	CRIMP TOOL (M22520/X)			PART NUMBER	CRIMP TOOL (M22520/X)			ENTIRE LENGTH	EXPOSED SHIELD	EXPOSED SHIELD AND DIELECTRIC	EXPOSED CONDUCTOR
													TOOL	POSITIONER / LOCATOR /DIE	SETTING		TOOL	POSITIONER / LOCATOR /DIE	SETTING				
M39012/39-X010	0	SC	P	R	T	C	P	VIII	—	—	—	—	—	—	—	/5-01	/5-61	A	0.687 REF	0.416 0.396	0.510 0.490	0.197 0.177	
M39012/39-X013	0	SC	P	R	T	C	P	Xc	—	—	—	—	—	—	—	/5-01	/5-61	A	0.687 REF	0.416 0.396	0.510 0.490	0.197 0.177	
M39012/39-X016	0	SC	P	R	T	A	P	VIII	—	—	—	—	—	—	—	—	—	—	—	—	—	—	
M39012/39-X018	0	SC	P	R	T	A	P	XII	—	—	—	—	—	—	—	—	—	—	—	—	—	—	
M39012/39-X019	0	SC	P	R	T	A	P	XIII	—	—	—	—	—	—	—	—	—	—	—	—	—	—	
M39012/39-X020	0	SC	P	R	T	A	P	XIV	—	—	—	—	—	—	—	—	—	—	—	—	—	—	
M39012/39-X101 (M39012/39-X001)	0	SC	P	R	T	A	P	X	B0002 B0003	—	—	—	—	—	—	—	—	—	—	—	—	—	
M39012/39-X106 (M39012/39-X006)	0	SC	P	R	T	A	P	XI	—	—	—	—	—	—	—	—	—	—	—	—	—	—	
M39012/39-X107 (M39012/39-X007)	0	SC	P	R	T	A	P	IX	B0008	—	—	—	—	—	—	—	—	—	—	—	—	—	
M39012/39-X501	0	SC	P	R	T	D	P	Xb	B0008	/39- 10	RED	ORN	/1-01	/1-13	—	/39- 50	/5-01 (/5-01)	/5-25 (/5-61)	A (A)	0.687 REF	0.416 0.396	0.510 0.490	0.197 0.177
M39012/39-X502	0	SC	P	R	T	D	P	Xa	B0002 B0003	/39- 10	RED	ORN	/1-01	/1-13	—	/39- 51	/5-01 (/5-01)	/5-25 (/5-61)	A (A)	0.687 REF	0.416 0.396	0.510 0.490	0.197 0.177
M39012/39-X503	0	SC	P	R	T	D	P	Vtb	—	/39- 11	BLU	ORN	/1-01	/1-13	—	/39- 52	/5-01 (/5-01) (/5-01)	/5-05 (/5-11) (/5-19) (/5-57)	A (A) (B) (A)	0.687 REF	0.416 0.396	0.510 0.490	0.197 0.177
M39012/40-X014	0, 7	SC	S	S	T	C	R	VIII	B0006 B0029	—	—	—	—	—	—	—	/5-01 (/5-01)	/5-35 (/5-55)	A (A)	0.687 REF	0.416 0.396	0.510 0.490	0.197 0.177
M39012/40-X015 (M23329/5-15)	0, 7	SC	S	S	T	C	R	Xa	B0007 B0030	—	—	—	—	—	—	—	/5-01	/5-61	A	0.687 REF	0.416 0.396	0.510 0.490	0.197 0.177
M39012/40-X016	0, 7	SC	S	S	T	C	R	Xb	B0008 B0031	—	—	—	—	—	—	—	/5-01	/5-61	A	0.687 REF	0.416 0.396	0.510 0.490	0.197 0.177
M39012/40-X017	0, 7	SC	S	S	T	C	R	Xd	B0012 B0034	—	—	—	—	—	—	—	/5-01	/5-61	A	0.687 REF	0.416 0.396	0.510 0.490	0.197 0.177
M39012/40-X018	0, 7	SC	S	S	T	C	R	78-RG217	B0009 B0032	—	—	—	—	—	—	—	/5-01 (/5-01)	/5-35 (/5-55)	A (A)	0.687 REF	0.416 0.396	0.510 0.490	0.197 0.177
M39012/40-X019	0, 7	SC	S	S	T	A	R	XIII	—	—	—	—	—	—	—	—	—	—	—	—	—	—	—
M39012/40-X021	0, 7	SC	S	S	T	C	R	Xc	B0012 B0033	—	—	—	—	—	—	—	/5-01	/5-61	A	0.687 REF	0.416 0.396	0.510 0.490	0.197 0.177
M39012/40-X022	0, 7	SC	S	S	T	C	R	IX	B0035	—	—	—	—	—	—	—	/5-01	/5-61	A	0.687 REF	0.416 0.396	0.510 0.490	0.197 0.177
M39012/40-X023 (M39012/40-X001)	0, 7	SC	S	S	T	A	R	VIII	B0006 B0029	—	—	—	—	—	—	—	—	—	—	—	—	—	—

MIL-HDBK-1646
APPENDIX C

TABLE C-I. Connector, contact, tool information for M39012 connectors - Continued.

CONNECTOR										CENTER CONTACT TERMINATION (M39012/X)						SHIELD CONTACT TERMINATION (M39012/X)				STRIP LENGTH (IN INCHES)				
PART NUMBER [1/] (SUPERSEDED)	PLATING [1/] [2/]	SERIES	CONTACT TYPE [3/]	FORM [4/]	COUPLING [5/]	CATEGORY [6/]	MATING	COMPATIBLE CABLE GROUP (TABLE C-III OR M17/X) [7/]	MAINTENANCE REPLACEMENTS FOR CATEGORY B [6/]	PART NUMBER	INNER COLOR BAND [8/]	OUTER COLOR BAND [8/]	CRIMP TOOL (M22520/X)			PART NUMBER	CRIMP TOOL (M22520/X)			ENTIRE LENGTH	EXPOSED SHIELD	EXPOSED SHIELD AND DIELECTRIC	EXPOSED CONDUCTOR	
													TOOL	POSITIONER / LOCATOR / DIE	SETTING		TOOL	POSITIONER / LOCATOR / DIE	SETTING					
M39012/40-X024 (M39012/40-X002)	0, 7	SC	S	S	T	A	R	X	B0007 B0030 B0031	-	-	-	-	-	-	-	-	-	-	-	-	-	-	-
M39012/40-X025 (M39012/40-X003)	0, 7	SC	S	S	T	A	R	XI	B0008	-	-	-	-	-	-	-	-	-	-	-	-	-	-	-
M39012/40-X026 (M39012/40-X004)	0, 7	SC	S	S	T	A	R	XII	B0009 B0032	-	-	-	-	-	-	-	-	-	-	-	-	-	-	-
M39012/40-X027 (M39012/40-X005)	0, 7	SC	S	S	T	A	R	XIV	-	-	-	-	-	-	-	-	-	-	-	-	-	-	-	-
M39012/40-X028	0, 7	SC	S	S	T	A	R	IX	B0035	-	-	-	-	-	-	-	-	-	-	-	-	-	-	-
M39012/40BX029 (M39012/40-X006) (M39012/40-X029)	0	SC	S	S	T	B	R	73-RG212 112-RG304	-	-	-	-	-	-	-	-	-	-	-	-	-	-	-	-
M39012/40BX030 (M39012/40-X007) (M39012/40-X030) (M23329/5-11)	0	SC	S	S	T	B	R	65-RG165 74-RG213 75-RG214 RG-225/U	-	-	-	-	-	-	-	-	-	-	-	-	-	-	-	-
M39012/40BX031 (M39012/40-X008) (M39012/40-X031) (M23329/5-12)	0	SC	S	S	T	B	R	75-RG214 RG-225/U	-	-	-	-	-	-	-	-	-	-	-	-	-	-	-	-
M39012/40BX032 (M39012/40-X009) (M39012/40-X032)	0	SC	S	S	T	B	R	78-RG217	-	-	-	-	-	-	-	-	-	-	-	-	-	-	-	-
M39012/40BX033 (M39012/40-X012) (M39012/40-X033)	0	SC	S	S	T	B	R	6-RG11 62-RG144	-	-	-	-	-	-	-	-	-	-	-	-	-	-	-	-
M39012/40BX034 (M39012/40-X013) (M39012/40-X034)	0	SC	S	S	T	B	R	77-RG216	-	-	-	-	-	-	-	-	-	-	-	-	-	-	-	-
M39012/40BX035 (M39012/40-X035)	0	SC	S	S	T	B	R	92-RG115	-	-	-	-	-	-	-	-	-	-	-	-	-	-	-	-
M39012/40-X501	0, 7	SC	S	S	T	D	R	Xb	B0008 B0031	/40-10	RED	GLD	/1-01	/1-14	-	/40-50	/5-01 (/5-01)	/5-25 (/5-61)	A (A)	0.687 REF	0.416 0.396	0.510 0.490	0.197 0.177	
M39012/40-X502	0, 7	SC	S	S	T	D	R	Xa	B0007 B0030	/40-10	RED	GLD	/1-01	/1-14	-	/40-51	/5-01 (/5-01)	/5-25 (/5-61)	A (A)	0.687 REF	0.416 0.396	0.510 0.490	0.197 0.177	
M39012/40-X503	0, 7	SC	S	S	T	D	R	VIb	-	/40-11	BLU	GLD	/1-01	/1-14	-	/40-52	/5-01 (/5-01) (/5-01)	/5-05 (/5-11) (/5-19) (/5-57)	A (A) (B) (A)	0.687 REF	0.416 0.396	0.510 0.490	0.197 0.177	
M39012/41-X001 [9/]	0	SC	S	S	T	-	R	UNCABLED	-	-	-	-	-	-	-	-	-	-	-	-	-	-	-	-

MIL-HDBK-1646

APPENDIX C

TABLE C-I. Connector, contact, tool information for M39012 connectors - Continued.

CONNECTOR										CENTER CONTACT TERMINATION (M39012/X)						SHIELD CONTACT TERMINATION (M39012/X)				STRIP LENGTH (IN INCHES)				
PART NUMBER [1/] (SUPERSEDED)	PLATING [1/] [2/]	SERIES	CONTACT TYPE [3/]	FORM [4/]	COUPLING [5/]	CATEGORY [6/]	MATING	COMPATIBLE CABLE GROUP (TABLE C-III OR M17/X) [7/]	MAINTENANCE REPLACEMENTS FOR CATEGORY B [6/]	PART NUMBER	INNER COLOR BAND [8/]	OUTER COLOR BAND [8/]	CRIMP TOOL (M22520/X)			PART NUMBER	CRIMP TOOL (M22520/X)			ENTIRE LENGTH	EXPOSED SHIELD	EXPOSED SHIELD AND DIELECTRIC	EXPOSED CONDUCTOR	
													TOOL	POSITIONER / LOCATOR /DIE	SETTING		TOOL	POSITIONER / LOCATOR /DIE	SETTING					
M39012/42-X001 [9/]	0	SC	S	S	T	-	R	UNCABLED	-	-	-	-	-	-	-	-	-	-	-	-	-	-	-	-
M39012/43-X001 [9/]	0	SC	S	S	T	-	R	UNCABLED	-	-	-	-	-	-	-	-	-	-	-	-	-	-	-	-
M39012/43-X002 [9/]	0	SC	S	S	T	-	R	UNCABLED	-	-	-	-	-	-	-	-	-	-	-	-	-	-	-	-
M39012/55-X006	3,4	SMA	P	S	T	A	P	I	BX011 BX018	-	-	-	-	-	-	-	-	-	-	-	-	-	-	-
M39012/55-X007	3,4	SMA	P	S	T	A	P	II	BX012 BX019	-	-	-	-	-	-	-	-	-	-	-	-	-	-	-
M39012/55-X008	3,4	SMA	P	S	T	A	P	IV	BX013 BX020	-	-	-	-	-	-	-	-	-	-	-	-	-	-	-
M39012/55-X009	3,4	SMA	P	S	T	A	P	VI	BX014-BX016 BX021-BX023	-	-	-	-	-	-	-	-	-	-	-	-	-	-	-
M39012/55-X010	3,4	SMA	P	S	T	A	P	VI	BX017 BX024	-	-	-	-	-	-	-	-	-	-	-	-	-	-	-
M39012/55BX011 (M39012/55-X011)	3,4	SMA	P	S	T	B	P	93-RG178 169-00001	-	-	-	-	-	-	-	-	-	-	-	-	-	-	-	-
M39012/55BX012 (M39012/55-X012)	3,4	SMA	P	S	T	B	P	119-RG174 113-RG316 173-00001 172-00001	-	-	-	-	-	-	-	-	-	-	-	-	-	-	-	-
M39012/55BX013 (M39012/55-X013)	3,4	SMA	P	S	T	B	P	54-RG122 157-00001	-	-	-	-	-	-	-	-	-	-	-	-	-	-	-	-
M39012/55BX014 (M39012/55-X014)	3,4	SMA	P	S	T	B	P	28-RG58 155-00001	-	-	-	-	-	-	-	-	-	-	-	-	-	-	-	-
M39012/55BX015 (M39012/55-X015)	3,4	SMA	P	S	T	B	P	60-RG142 158-00001	-	-	-	-	-	-	-	-	-	-	-	-	-	-	-	-
M39012/55BX016 (M39012/55-X016)	3,4	SMA	P	S	T	B	P	84-RG223 167-00001	-	-	-	-	-	-	-	-	-	-	-	-	-	-	-	-
M39012/55BX017 (M39012/55-X017)	3,4	SMA	P	S	T	B	P	111-RG303 170-00001	-	-	-	-	-	-	-	-	-	-	-	-	-	-	-	-
M39012/55BX018 (M39012/55-X018)	3,4	SMA	P	S	T	B	P	93-RG178 169-00001	-	-	-	-	-	-	-	-	-	-	-	-	-	-	-	-
M39012/55BX019 (M39012/55-X019)	3,4	SMA	P	S	T	B	P	119-RG174 113-RG316 173-00001 172-00001	-	-	-	-	-	-	-	-	-	-	-	-	-	-	-	-
M39012/55BX020 (M39012/55-X020)	3,4	SMA	P	S	T	B	P	54-RG122 157-00001	-	-	-	-	-	-	-	-	-	-	-	-	-	-	-	-
M39012/55BX021 (M39012/55-X021)	3,4	SMA	P	S	T	B	P	28-RG58 155-00001	-	-	-	-	-	-	-	-	-	-	-	-	-	-	-	-

MIL-HDBK-1646

APPENDIX C

TABLE C-I. Connector, contact, tool information for M39012 connectors - Continued.

CONNECTOR										CENTER CONTACT TERMINATION (M39012/X)						SHIELD CONTACT TERMINATION (M39012/X)				STRIP LENGTH (IN INCHES)				
PART NUMBER [1/] (SUPERSEDED)	PLATING [1/] [2/]	SERIES	CONTACT TYPE [3/]	FORM [4/]	COUPLING [5/]	CATEGORY [6/]	MATING	COMPATIBLE CABLE GROUP (TABLE C-III OR M17/X) [7/]	MAINTENANCE REPLACEMENTS FOR CATEGORY B [6/]	PART NUMBER	INNER COLOR BAND [8/]	OUTER COLOR BAND [8/]	CRIMP TOOL (M22520/X)			PART NUMBER	CRIMP TOOL (M22520/X)			ENTIRE LENGTH	EXPOSED SHIELD	EXPOSED SHIELD AND DIELECTRIC	EXPOSED CONDUCTOR	
													TOOL	POSITIONER / LOCATOR /DIE	SETTING		TOOL	POSITIONER / LOCATOR /DIE	SETTING					
M39012/55BX022 (M39012/55-X022)	3, 4	SMA	P	S	T	B	P	60-RG142 158-00001	-	-	-	-	-	-	-	-	-	-	-	-	-	-	-	-
M39012/55BX023 (M39012/55-X023)	3, 4	SMA	P	S	T	B	P	84-RG223 167-00001	-	-	-	-	-	-	-	-	-	-	-	-	-	-	-	-
M39012/55BX024 (M39012/55-X024)	3, 4	SMA	P	S	T	B	P	111-RG303 170-00001	-	-	-	-	-	-	-	-	-	-	-	-	-	-	-	-
M39012/55-X025	3, 4	SMA	P	S	T	C	P	I	BX011 BX018	-	-	-	-	-	-	-	/5-01 (/5-01)	/5-03 (/5-33)	B (B)	0.530 REF	0.291 0.271	0.400 0.380	0.150 0.130	
M39012/55-X026	3, 4	SMA	P	S	T	C	P	IIa	BX012 BX019	-	-	-	-	-	-	-	/5-01 (/5-01)	/5-03 (/5-35)	A (B)	0.530 REF	0.291 0.271	0.400 0.380	0.150 0.130	
M39012/55-X027	3, 4	SMA	P	S	T	C	P	IV	BX013 BX020	-	-	-	-	-	-	-	/5-01 (/5-01) (/5-01)	/5-05 (/5-09) (/5-41)	B (A) (B)	0.530 REF	0.291 0.271	0.400 0.380	0.150 0.130	
M39012/55-X028	3, 4	SMA	P	S	T	C	P	VIb	BX015 BX016 BX022 BX023	-	-	-	-	-	-	-	/5-01 (/5-01) (/5-01) (/5-01)	/5-05 (/5-11) (/5-19) (/5-57)	A (A) (B) (A)	0.530 REF	0.291 0.271	0.400 0.380	0.150 0.130	
M39012/55-X029	3, 4	SMA	P	S	T	C	P	VIa	BX014 BX017 BX021 BX024	-	-	-	-	-	-	-	/5-01 (/5-01) (/5-01) (/5-01)	/5-05 (/5-11) (/5-19) (/5-57)	A (A) (B) (A)	0.530 REF	0.291 0.271	0.400 0.380	0.150 0.130	
M39012/55-X030	3, 4	SMA	P	S	T	A	P	III	-	-	-	-	-	-	-	-	-	-	-	-	-	-	-	-
M39012/55-X106	3, 4	SMA	P	S	T	A	P	I	-	-	-	-	-	-	-	-	-	-	-	-	-	-	-	-
M39012/55-X107	3, 4	SMA	P	S	T	A	P	II	-	-	-	-	-	-	-	-	-	-	-	-	-	-	-	-
M39012/55-X108	3, 4	SMA	P	S	T	A	P	IV	-	-	-	-	-	-	-	-	-	-	-	-	-	-	-	-
M39012/55-X109	3, 4	SMA	P	S	T	A	P	VI	-	-	-	-	-	-	-	-	-	-	-	-	-	-	-	-
M39012/55-X110	3, 4	SMA	P	S	T	A	P	VI	-	-	-	-	-	-	-	-	-	-	-	-	-	-	-	-
M39012/55BX111 (M39012/55-X111)	3, 4	SMA	P	S	T	B	P	93-RG178 169-00001	-	-	-	-	-	-	-	-	-	-	-	-	-	-	-	-
M39012/55BX112 (M39012/55-X112)	3, 4	SMA	P	S	T	B	P	119-RG174 113-RG316 173-00001 172-00001	-	-	-	-	-	-	-	-	-	-	-	-	-	-	-	-
M39012/55BX113 (M39012/55-X113)	3, 4	SMA	P	S	T	B	P	54-RG122 157-00001	-	-	-	-	-	-	-	-	-	-	-	-	-	-	-	-
M39012/55BX114 (M39012/55-X114)	3, 4	SMA	P	S	T	B	P	28-RG58 155-00001	-	-	-	-	-	-	-	-	-	-	-	-	-	-	-	-
M39012/55BX115 (M39012/55-X115)	3, 4	SMA	P	S	T	B	P	60-RG142 158-00001	-	-	-	-	-	-	-	-	-	-	-	-	-	-	-	-

MIL-HDBK-1646
APPENDIX C

TABLE C-I. Connector, contact, tool information for M39012 connectors - Continued.

CONNECTOR										CENTER CONTACT TERMINATION (M39012/X)						SHIELD CONTACT TERMINATION (M39012/X)				STRIP LENGTH (IN INCHES)				
PART NUMBER [1/] (SUPERSEDED)	PLATING [1/] [2/]	SERIES	CONTACT TYPE [3/]	FORM [4/]	COUPLING [5/]	CATEGORY [6/]	MATING	COMPATIBLE CABLE GROUP (TABLE C-III OR M17/X) [7/]	MAINTENANCE REPLACEMENTS FOR CATEGORY B [6/]	PART NUMBER	INNER COLOR BAND [8/]	OUTER COLOR BAND [8/]	CRIMP TOOL (M22520/X)			PART NUMBER	CRIMP TOOL (M22520/X)			ENTIRE LENGTH	EXPOSED SHIELD	EXPOSED SHIELD AND DIELECTRIC	EXPOSED CONDUCTOR	
													TOOL	POSITIONER / LOCATOR / DIE	SETTING		TOOL	POSITIONER / LOCATOR / DIE	SETTING					
M39012/55BX116 (M39012/55-X116)	3, 4	SMA	P	S	T	B	P	84-RG223 167-00001	-	-	-	-	-	-	-	-	-	-	-	-	-	-	-	-
M39012/55BX117 (M39012/55-X117)	3, 4	SMA	P	S	T	B	P	111-RG303 170-00001	-	-	-	-	-	-	-	-	-	-	-	-	-	-	-	-
M39012/55BX118 (M39012/55-X118)	3, 4	SMA	P	S	T	B	P	93-RG178 169-00001	-	-	-	-	-	-	-	-	-	-	-	-	-	-	-	-
M39012/55BX119 (M39012/55-X119)	3, 4	SMA	P	S	T	B	P	119-RG174 113-RG316 173-00001 172-00001	-	-	-	-	-	-	-	-	-	-	-	-	-	-	-	-
M39012/55BX120 (M39012/55-X120)	3, 4	SMA	P	S	T	B	P	54-RG122 157-00001	-	-	-	-	-	-	-	-	-	-	-	-	-	-	-	-
M39012/55BX121 (M39012/55-X121)	3, 4	SMA	P	S	T	B	P	28-RG58 155-00001	-	-	-	-	-	-	-	-	-	-	-	-	-	-	-	-
M39012/55BX122 (M39012/55-X122)	3, 4	SMA	P	S	T	B	P	60-RG142 158-00001	-	-	-	-	-	-	-	-	-	-	-	-	-	-	-	-
M39012/55BX123 (M39012/55-X123)	3, 4	SMA	P	S	T	B	P	84-RG223 167-00001	-	-	-	-	-	-	-	-	-	-	-	-	-	-	-	-
M39012/55BX124 (M39012/55-X124)	3, 4	SMA	P	S	T	B	P	111-RG303 170-00001	-	-	-	-	-	-	-	-	-	-	-	-	-	-	-	-
M39012/55-X125	3, 4	SMA	P	S	T	C	P	I	-	-	-	-	-	-	-	-	/5-01 (/5-01)	/5-03 (/5-33)	B (B)	0.530 REF	0.291 0.271	0.400 0.380	0.150 0.130	
M39012/55-X126	3, 4	SMA	P	S	T	C	P	IIa	-	-	-	-	-	-	-	-	/5-01 (/5-01)	/5-03 (/5-35)	A (B)	0.530 REF	0.291 0.271	0.400 0.380	0.150 0.130	
M39012/55-X127	3, 4	SMA	P	S	T	C	P	IV	-	-	-	-	-	-	-	-	/5-01 (/5-01) (/5-01)	/5-05 (/5-09) (/5-41)	B (A) (B)	0.530 REF	0.291 0.271	0.400 0.380	0.150 0.130	
M39012/55-X128	3, 4	SMA	P	S	T	C	P	VIb	-	-	-	-	-	-	-	-	/5-01 (/5-01) (/5-01) (/5-01)	/5-05 (/5-11) (/5-19) (/5-57)	A (A) (B) (A)	0.530 REF	0.291 0.271	0.400 0.380	0.150 0.130	
M39012/55-X129	3, 4	SMA	P	S	T	C	P	VIa	-	-	-	-	-	-	-	-	/5-01 (/5-01) (/5-01) (/5-01)	/5-05 (/5-11) (/5-19) (/5-57)	A (A) (B) (A)	0.530 REF	0.291 0.271	0.400 0.380	0.150 0.130	
M39012/55-X130	3, 4	SMA	P	S	T	A	P	III	-	-	-	-	-	-	-	-	-	-	-	-	-	-	-	-
M39012/55-X502	3, 4	SMA	P	S	T	D	P	VIb	BX015 BX022	/55-10	RED	SIL	/1-01	/1-15	-	/55-50	/5-01 (/5-01) (/5-01)	/5-05 (/5-11) (/5-19) (/5-57)	A (A) (B) (A)	0.530 REF	0.291 0.271	0.400 0.380	0.150 0.130	

MIL-HDBK-1646
APPENDIX C

TABLE C-I. Connector, contact, tool information for M39012 connectors - Continued.

CONNECTOR										CENTER CONTACT TERMINATION (M39012/X)						SHIELD CONTACT TERMINATION (M39012/X)				STRIP LENGTH (IN INCHES)			
PART NUMBER [1/] (SUPERSEDED)	PLATING [1/] [2/]	SERIES	CONTACT TYPE [3/]	FORM [4/]	COUPLING [5/]	CATEGORY [6/]	MATING	COMPATIBLE CABLE GROUP (TABLE C-III OR M17/X) [7/]	MAINTENANCE REPLACEMENTS FOR CATEGORY B [6/]	PART NUMBER	INNER COLOR BAND [8/]	OUTER COLOR BAND [8/]	CRIMP TOOL (M22520/X)			PART NUMBER	CRIMP TOOL (M22520/X)			ENTIRE LENGTH	EXPOSED SHIELD	EXPOSED SHIELD AND DIELECTRIC	EXPOSED CONDUCTOR
													TOOL	POSITIONER / LOCATOR / DIE	SETTING		TOOL	POSITIONER / LOCATOR / DIE	SETTING				
M39012/55-X602	3, 4	SMA	P	S	T	D	P	VIb	-	-	-	-	-	-	-	-	-	-	-	0.530 REF	0.291 0.271	0.400 0.380	0.150 0.130
M39012/56-X006	3, 4	SMA	P	R	T	A	P	I	BX011 BX018	-	-	-	-	-	-	-	-	-	-	-	-	-	-
M39012/56-X007	3, 4	SMA	P	R	T	A	P	II	BX012 BX019	-	-	-	-	-	-	-	-	-	-	-	-	-	-
M39012/56-X008	3, 4	SMA	P	R	T	A	P	IV	BX013 BX020	-	-	-	-	-	-	-	-	-	-	-	-	-	-
M39012/56-X009	3, 4	SMA	P	R	T	A	P	VI	BX014-BX016 BX021-BX023	-	-	-	-	-	-	-	-	-	-	-	-	-	-
M39012/56-X010	3, 4	SMA	P	R	T	A	P	VI	BX017 BX024	-	-	-	-	-	-	-	-	-	-	-	-	-	-
M39012/56BX011 (M39012/56-X011)	3, 4	SMA	P	R	T	B	P	93-RG178 169-00001	-	-	-	-	-	-	-	-	-	-	-	-	-	-	-
M39012/56BX012 (M39012/56-X012)	3, 4	SMA	P	R	T	B	P	119-RG174 113-RG316 173-00001 172-00001	-	-	-	-	-	-	-	-	-	-	-	-	-	-	-
M39012/56BX013 (M39012/56-X013)	3, 4	SMA	P	R	T	B	P	54-RG122 157-00001	-	-	-	-	-	-	-	-	-	-	-	-	-	-	-
M39012/56BX014 (M39012/56-X014)	3, 4	SMA	P	R	T	B	P	28-RG58 155-00001	-	-	-	-	-	-	-	-	-	-	-	-	-	-	-
M39012/56BX015 (M39012/56-X015)	3, 4	SMA	P	R	T	B	P	60-RG142 158-00001	-	-	-	-	-	-	-	-	-	-	-	-	-	-	-
M39012/56BX016 (M39012/56-X016)	3, 4	SMA	P	R	T	B	P	84-RG223 167-00001	-	-	-	-	-	-	-	-	-	-	-	-	-	-	-
M39012/56BX017 (M39012/56-X017)	3, 4	SMA	P	R	T	B	P	111-RG303 170-00001	-	-	-	-	-	-	-	-	-	-	-	-	-	-	-
M39012/56BX018 (M39012/56-X018)	3, 4	SMA	P	R	T	B	P	93-RG178 169-00001	-	-	-	-	-	-	-	-	-	-	-	-	-	-	-
M39012/56BX019 (M39012/56-X019)	3, 4	SMA	P	R	T	B	P	119-RG174 113-RG316 173-00001 172-00001	-	-	-	-	-	-	-	-	-	-	-	-	-	-	-
M39012/56BX020 (M39012/56-X020)	3, 4	SMA	P	R	T	B	P	54-RG122 157-00001	-	-	-	-	-	-	-	-	-	-	-	-	-	-	-
M39012/56BX021 (M39012/56-X021)	3, 4	SMA	P	R	T	B	P	28-RG58 155-00001	-	-	-	-	-	-	-	-	-	-	-	-	-	-	-
M39012/56BX022 (M39012/56-X022)	3, 4	SMA	P	R	T	B	P	60-RG142 158-00001	-	-	-	-	-	-	-	-	-	-	-	-	-	-	-

MIL-HDBK-1646

APPENDIX C

TABLE C-I. Connector, contact, tool information for M39012 connectors - Continued.

CONNECTOR										CENTER CONTACT TERMINATION (M39012/X)						SHIELD CONTACT TERMINATION (M39012/X)			STRIP LENGTH (IN INCHES)				
PART NUMBER [1/] (SUPERSEDED)	PLATING [1/] [2/]	SERIES	CONTACT TYPE [3/]	FORM [4/]	COUPLING [5/]	CATEGORY [6/]	MATING	COMPATIBLE CABLE GROUP (TABLE C-III OR M17/X) [7/]	MAINTENANCE REPLACEMENTS FOR CATEGORY B [6/]	PART NUMBER	INNER COLOR BAND [8/]	OUTER COLOR BAND [8/]	CRIMP TOOL (M22520/X)			PART NUMBER	CRIMP TOOL (M22520/X)			ENTIRE LENGTH	EXPOSED SHIELD	EXPOSED SHIELD AND DIELECTRIC	EXPOSED CONDUCTOR
													TOOL	POSITIONER / LOCATOR /DIE	SETTING		TOOL	POSITIONER / LOCATOR /DIE	SETTING				
M39012/56BX023 (M39012/56-X023)	3, 4	SMA	P	R	T	B	P	84-RG223 167-00001	-	-	-	-	-	-	-	-	-	-	-	-	-	-	-
M39012/56BX024 (M39012/56-X024)	3, 4	SMA	P	R	T	B	P	111-RG303 170-00001	-	-	-	-	-	-	-	-	-	-	-	-	-	-	-
M39012/56-X025	3, 4	SMA	P	R	T	C	P	I	BX011 BX018	-	-	-	-	-	-	-	/5-01 (/5-01)	/5-03 (/5-33)	B (B)	REFER TO SLASH SHEET FOR ASSEMBLY INSTRUCTIONS			
M39012/56-X026	3, 4	SMA	P	R	T	C	P	IIa	BX012 BX019	-	-	-	-	-	-	-	/5-01 (/5-01)	/5-03 (/5-35)	A (B)	REFER TO SLASH SHEET FOR ASSEMBLY INSTRUCTIONS			
M39012/56-X027	3, 4	SMA	P	R	T	C	P	IV	BX013 BX020	-	-	-	-	-	-	-	/5-01 (/5-01) (/5-01)	/5-05 (/5-09) (/5-41)	B (A) (B)	REFER TO SLASH SHEET FOR ASSEMBLY INSTRUCTIONS			
M39012/56-X028	3, 4	SMA	P	R	T	C	P	VIb	BX015 BX016 BX022 BX023	-	-	-	-	-	-	-	/5-01 (/5-01) (/5-01) (/5-01)	/5-05 (/5-11) (/5-19) (/5-57)	A (A) (B) (A)	REFER TO SLASH SHEET FOR ASSEMBLY INSTRUCTIONS			
M39012/56-X029	3, 4	SMA	P	R	T	C	P	VIa	BX014 BX017 BX021 BX024	-	-	-	-	-	-	-	/5-01 (/5-01) (/5-01) (/5-01)	/5-05 (/5-11) (/5-19) (/5-57)	A (A) (B) (A)	REFER TO SLASH SHEET FOR ASSEMBLY INSTRUCTIONS			
M39012/56-X030	3, 4	SMA	P	R	T	A	P	III	-	-	-	-	-	-	-	-	-	-	-	-	-	-	-
M39012/56-X106	3, 4	SMA	P	R	T	A	P	I	-	-	-	-	-	-	-	-	-	-	-	-	-	-	-
M39012/56-X107	3, 4	SMA	P	R	T	A	P	II	-	-	-	-	-	-	-	-	-	-	-	-	-	-	-
M39012/56-X108	3, 4	SMA	P	R	T	A	P	IV	-	-	-	-	-	-	-	-	-	-	-	-	-	-	-
M39012/56-X109	3, 4	SMA	P	R	T	A	P	VI	-	-	-	-	-	-	-	-	-	-	-	-	-	-	-
M39012/56-X110	3, 4	SMA	P	R	T	A	P	VI	-	-	-	-	-	-	-	-	-	-	-	-	-	-	-
M39012/56BX111 (M39012/56-X111)	3, 4	SMA	P	R	T	B	P	93-RG178 169-00001	-	-	-	-	-	-	-	-	-	-	-	-	-	-	-
M39012/56BX112 (M39012/56-X112)	3, 4	SMA	P	R	T	B	P	119-RG174 113-RG316 173-00001 172-00001	-	-	-	-	-	-	-	-	-	-	-	-	-	-	-
M39012/56BX113 (M39012/56-X113)	3, 4	SMA	P	R	T	B	P	54-RG122 157-00001	-	-	-	-	-	-	-	-	-	-	-	-	-	-	-
M39012/56BX114 (M39012/56-X114)	3, 4	SMA	P	R	T	B	P	28-RG58 155-00001	-	-	-	-	-	-	-	-	-	-	-	-	-	-	-
M39012/56BX115 (M39012/56-X115)	3, 4	SMA	P	R	T	B	P	60-RG142 158-00001	-	-	-	-	-	-	-	-	-	-	-	-	-	-	-
M39012/56BX116 (M39012/56-X116)	3, 4	SMA	P	R	T	B	P	84-RG223 167-00001	-	-	-	-	-	-	-	-	-	-	-	-	-	-	-

MIL-HDBK-1646
APPENDIX C

TABLE C-I. Connector, contact, tool information for M39012 connectors - Continued.

CONNECTOR										CENTER CONTACT TERMINATION (M39012/X)						SHIELD CONTACT TERMINATION (M39012/X)			STRIP LENGTH (IN INCHES)					
PART NUMBER [1/] (SUPERSEDED)	PLATING [1/] [2/]	SERIES	CONTACT TYPE [3/]	FORM [4/]	COUPLING [5/]	CATEGORY [6/]	MATING	COMPATIBLE CABLE GROUP (TABLE C-III OR M17/X) [7/]	MAINTENANCE REPLACEMENTS FOR CATEGORY B [6/]	PART NUMBER	INNER COLOR BAND [8/]	OUTER COLOR BAND [8/]	CRIMP TOOL (M22520/X)			PART NUMBER	CRIMP TOOL (M22520/X)			ENTIRE LENGTH	EXPOSED SHIELD	EXPOSED SHIELD AND DIELECTRIC	EXPOSED CONDUCTOR	
													TOOL	POSITIONER / LOCATOR / DIE	SETTING		TOOL	POSITIONER / LOCATOR / DIE	SETTING					
M39012/56BX117 (M39012/56-X117)	3, 4	SMA	P	R	T	B	P	111-RG303 170-00001	-	-	-	-	-	-	-	-	-	-	-	-	-	-	-	-
M39012/56BX118 (M39012/56-X118)	3, 4	SMA	P	R	T	B	P	93-RG178 169-00001	-	-	-	-	-	-	-	-	-	-	-	-	-	-	-	-
M39012/56BX119 (M39012/56-X119)	3, 4	SMA	P	R	T	B	P	119-RG174 113-RG316 173-00001 172-00001	-	-	-	-	-	-	-	-	-	-	-	-	-	-	-	-
M39012/56BX120 (M39012/56-X120)	3, 4	SMA	P	R	T	B	P	54-RG122 157-00001	-	-	-	-	-	-	-	-	-	-	-	-	-	-	-	-
M39012/56BX121 (M39012/56-X121)	3, 4	SMA	P	R	T	B	P	28-RG58 155-00001	-	-	-	-	-	-	-	-	-	-	-	-	-	-	-	-
M39012/56BX122 (M39012/56-X122)	3, 4	SMA	P	R	T	B	P	60-RG142 158-00001	-	-	-	-	-	-	-	-	-	-	-	-	-	-	-	-
M39012/56BX123 (M39012/56-X123)	3, 4	SMA	P	R	T	B	P	84-RG223 167-00001	-	-	-	-	-	-	-	-	-	-	-	-	-	-	-	-
M39012/56BX124 (M39012/56-X124)	3, 4	SMA	P	R	T	B	P	111-RG303 170-00001	-	-	-	-	-	-	-	-	-	-	-	-	-	-	-	-
M39012/56-X125	3, 4	SMA	P	R	T	C	P	I	-	-	-	-	-	-	-	-	/5-01 (/5-01)	/5-03 (/5-33)	B (B)	REFER TO SLASH SHEET FOR ASSEMBLY INSTRUCTIONS				
M39012/56-X126	3, 4	SMA	P	R	T	C	P	IIa	-	-	-	-	-	-	-	-	/5-01 (/5-01)	/5-03 (/5-35)	A (B)	REFER TO SLASH SHEET FOR ASSEMBLY INSTRUCTIONS				
M39012/56-X127	3, 4	SMA	P	R	T	C	P	IV	-	-	-	-	-	-	-	-	/5-01 (/5-01) (/5-01)	/5-05 (/5-09) (/5-41)	B (A) (B)	REFER TO SLASH SHEET FOR ASSEMBLY INSTRUCTIONS				
M39012/56-X128	3, 4	SMA	P	R	T	C	P	VIb	-	-	-	-	-	-	-	-	/5-01 (/5-01) (/5-01) (/5-01)	/5-05 (/5-11) (/5-19) (/5-57)	A (A) (B) (A)	REFER TO SLASH SHEET FOR ASSEMBLY INSTRUCTIONS				
M39012/56-X129	3, 4	SMA	P	R	T	C	P	VIa	-	-	-	-	-	-	-	-	/5-01 (/5-01) (/5-01) (/5-01)	/5-05 (/5-11) (/5-19) (/5-57)	A (A) (B) (A)	REFER TO SLASH SHEET FOR ASSEMBLY INSTRUCTIONS				
M39012/56-X130	3, 4	SMA	P	R	T	A	P	III	-	-	-	-	-	-	-	-	-	-	-	-	-	-	-	-
M39012/56-X502	3, 4	SMA	P	R	T	D	P	VI	BX015 BX022	/56-10	RED	MRN	/1-01	/1-15	-	/56-50	/5-01 (/5-01) (/5-01)	/5-05 (/5-11) (/5-19) (/5-57)	A (A) (B) (A)	REFER TO SLASH SHEET FOR ASSEMBLY INSTRUCTIONS				
M39012/56-X602	3, 4	SMA	P	R	T	D	P	VIb	-	-	-	-	-	-	-	-	-	-	-	REFER TO SLASH SHEET FOR ASSEMBLY INSTRUCTIONS				

MIL-HDBK-1646

APPENDIX C

TABLE C-I. Connector, contact, tool information for M39012 connectors - Continued.

CONNECTOR										CENTER CONTACT TERMINATION (M39012/X)						SHIELD CONTACT TERMINATION (M39012/X)			STRIP LENGTH (IN INCHES)					
PART NUMBER [1/] (SUPERSEDED)	PLATING [1/] [2/]	SERIES	CONTACT TYPE [3/]	FORM [4/]	COUPLING [5/]	CATEGORY [6/]	MATING	COMPATIBLE CABLE GROUP (TABLE C-III OR M17/X) [7/]	MAINTENANCE REPLACEMENTS FOR CATEGORY B [6/]	PART NUMBER	INNER COLOR BAND [8/]	OUTER COLOR BAND [8/]	CRIMP TOOL (M22520/X)			PART NUMBER	CRIMP TOOL (M22520/X)			ENTIRE LENGTH	EXPOSED SHIELD	EXPOSED SHIELD AND DIELECTRIC	EXPOSED CONDUCTOR	
													TOOL	POSITIONER / LOCATOR /DIE	SETTING		TOOL	POSITIONER / LOCATOR /DIE	SETTING					
M39012/57-X006	3, 4	SMA	S	S	T	A	P	I	BX011 BX018	-	-	-	-	-	-	-	-	-	-	-	-	-	-	-
M39012/57-X007	3, 4	SMA	S	S	T	A	P	II	BX012 BX019	-	-	-	-	-	-	-	-	-	-	-	-	-	-	-
M39012/57-X008	3, 4	SMA	S	S	T	A	P	IV	BX013 BX020	-	-	-	-	-	-	-	-	-	-	-	-	-	-	-
M39012/57-X009	3, 4	SMA	S	S	T	A	P	VI	BX014-BX016 BX021-BX023	-	-	-	-	-	-	-	-	-	-	-	-	-	-	-
M39012/57-X010	3, 4	SMA	S	S	T	A	P	VI	BX017 BX024	-	-	-	-	-	-	-	-	-	-	-	-	-	-	-
M39012/57BX011 (M39012/57-X011)	3, 4	SMA	S	S	T	B	P	93-RG178 169-00001	-	-	-	-	-	-	-	-	-	-	-	-	-	-	-	-
M39012/57BX012 (M39012/57-X012)	3, 4	SMA	S	S	T	B	P	119-RG174 113-RG316 173-00001 172-00001	-	-	-	-	-	-	-	-	-	-	-	-	-	-	-	-
M39012/57BX013 (M39012/57-X013)	3, 4	SMA	S	S	T	B	P	54-RG122 157-00001	-	-	-	-	-	-	-	-	-	-	-	-	-	-	-	-
M39012/57BX014 (M39012/57-X014)	3, 4	SMA	S	S	T	B	P	28-RG58 155-00001	-	-	-	-	-	-	-	-	-	-	-	-	-	-	-	-
M39012/57BX015 (M39012/57-X015)	3, 4	SMA	S	S	T	B	P	60-RG142 158-00001	-	-	-	-	-	-	-	-	-	-	-	-	-	-	-	-
M39012/57BX016 (M39012/57-X016)	3, 4	SMA	S	S	T	B	P	84-RG223 167-00001	-	-	-	-	-	-	-	-	-	-	-	-	-	-	-	-
M39012/57BX017 (M39012/57-X017)	3, 4	SMA	S	S	T	B	P	111-RG303 170-00001	-	-	-	-	-	-	-	-	-	-	-	-	-	-	-	-
M39012/57BX018 (M39012/57-X018)	3, 4	SMA	S	S	T	B	P	93-RG178 169-00001	-	-	-	-	-	-	-	-	-	-	-	-	-	-	-	-
M39012/57BX019 (M39012/57-X019)	3, 4	SMA	S	S	T	B	P	119-RG174 113-RG316 173-00001 172-00001	-	-	-	-	-	-	-	-	-	-	-	-	-	-	-	-
M39012/57BX020 (M39012/57-X020)	3, 4	SMA	S	S	T	B	P	54-RG122 157-00001	-	-	-	-	-	-	-	-	-	-	-	-	-	-	-	-
M39012/57BX021 (M39012/57-X021)	3, 4	SMA	S	S	T	B	P	28-RG58 155-00001	-	-	-	-	-	-	-	-	-	-	-	-	-	-	-	-
M39012/57BX022 (M39012/57-X022)	3, 4	SMA	S	S	T	B	P	60-RG142 158-00001	-	-	-	-	-	-	-	-	-	-	-	-	-	-	-	-
M39012/57BX023 (M39012/57-X023)	3, 4	SMA	S	S	T	B	P	84-RG223 167-00001	-	-	-	-	-	-	-	-	-	-	-	-	-	-	-	-

MIL-HDBK-1646
APPENDIX C

TABLE C-I. Connector, contact, tool information for M39012 connectors - Continued.

CONNECTOR										CENTER CONTACT TERMINATION (M39012/X)						SHIELD CONTACT TERMINATION (M39012/X)			STRIP LENGTH (IN INCHES)					
PART NUMBER [1/] (SUPERSEDED)	PLATING [1/] [2/]	SERIES	CONTACT TYPE [3/]	FORM [4/]	COUPLING [5/]	CATEGORY [6/]	MATING	COMPATIBLE CABLE GROUP (TABLE C-III OR M17/X) [7/]	MAINTENANCE REPLACEMENTS FOR CATEGORY B [6/]	PART NUMBER	INNER COLOR BAND [8/]	OUTER COLOR BAND [8/]	CRIMP TOOL (M22520/X)			PART NUMBER	CRIMP TOOL (M22520/X)			ENTIRE LENGTH	EXPOSED SHIELD	EXPOSED SHIELD AND DIELECTRIC	EXPOSED CONDUCTOR	
													TOOL	POSITIONER / LOCATOR / DIE	SETTING		TOOL	POSITIONER / LOCATOR / DIE	SETTING					
M39012/57BX024 (M39012/57-X024)	3, 4	SMA	S	S	T	B	P	111-RG303 170-00001	-	-	-	-	-	-	-	-	-	-	-	-	-	-	-	-
M39012/57-X025	3, 4	SMA	S	S	T	C	P	I	BX011 BX018	-	-	-	-	-	-	-	/5-01 (/5-01)	/5-03 (/5-33)	B (B)	0.530 REF	0.291 0.271	0.400 0.380	0.150 0.130	
M39012/57-X026	3, 4	SMA	S	S	T	C	P	IIa	BX012 BX019	-	-	-	-	-	-	-	/5-01 (/5-01)	/5-03 (/5-35)	A (B)	0.530 REF	0.291 0.271	0.400 0.380	0.150 0.130	
M39012/57-X027	3, 4	SMA	S	S	T	C	P	IV	BX013 BX020	-	-	-	-	-	-	-	/5-01 (/5-01)	/5-05 (/5-09)	B (A)	0.530 REF	0.291 0.271	0.400 0.380	0.150 0.130	
M39012/57-X028	3, 4	SMA	S	S	T	C	P	VIb	BX015 BX016 BX022 BX023	-	-	-	-	-	-	-	/5-01 (/5-01)	/5-05 (/5-11)	A (A)	0.530 REF	0.291 0.271	0.400 0.380	0.150 0.130	
M39012/57-X029	3, 4	SMA	S	S	T	C	P	VIa	BX014 BX017 BX021 BX024	-	-	-	-	-	-	-	/5-01 (/5-01)	/5-05 (/5-11)	A (A)	0.530 REF	0.291 0.271	0.400 0.380	0.150 0.130	
M39012/57-X030	3, 4	SMA	S	S	T	A	P	III	-	-	-	-	-	-	-	-	-	-	-	-	-	-	-	-
M39012/57-X502	3, 4	SMA	S	S	T	D	P	VIb	BX015 BX022	/57- 10	RED	MRN	/1-01	/1-15	-	/57- 50	/5-01 (/5-01)	/5-05 (/5-11)	A (A)	0.530 REF	0.291 0.271	0.400 0.380	0.150 0.130	
M39012/58-X006	3, 4	SMA	S	S	T	A	R	I	BX011 BX018	-	-	-	-	-	-	-	-	-	-	-	-	-	-	-
M39012/58-X007	3, 4	SMA	S	S	T	A	R	II	BX012 BX019	-	-	-	-	-	-	-	-	-	-	-	-	-	-	-
M39012/58-X008	3, 4	SMA	S	S	T	A	R	IV	BX013 BX020	-	-	-	-	-	-	-	-	-	-	-	-	-	-	-
M39012/58-X009	3, 4	SMA	S	S	T	A	R	VI	BX014-BX016 BX021-BX023	-	-	-	-	-	-	-	-	-	-	-	-	-	-	-
M39012/58-X010	3, 4	SMA	S	S	T	A	R	VI	BX017 BX024	-	-	-	-	-	-	-	-	-	-	-	-	-	-	-
M39012/58BX011 (M39012/58-X011)	3, 4	SMA	S	S	T	B	R	93-RG178 169-00001	-	-	-	-	-	-	-	-	-	-	-	-	-	-	-	-
M39012/58BX012 (M39012/58-X012)	3, 4	SMA	S	S	T	B	R	119-RG174 113-RG316 173-00001 172-00001	-	-	-	-	-	-	-	-	-	-	-	-	-	-	-	-
M39012/58BX013 (M39012/58-X013)	3, 4	SMA	S	S	T	B	R	54-RG122 157-00001	-	-	-	-	-	-	-	-	-	-	-	-	-	-	-	-

MIL-HDBK-1646

APPENDIX C

TABLE C-I. Connector, contact, tool information for M39012 connectors - Continued.

CONNECTOR										CENTER CONTACT TERMINATION (M39012/X)						SHIELD CONTACT TERMINATION (M39012/X)				STRIP LENGTH (IN INCHES)				
PART NUMBER [1/] (SUPERSEDED)	PLATING [1/] [2/]	SERIES	CONTACT TYPE [3/]	FORM [4/]	COUPLING [5/]	CATEGORY [6/]	MATING	COMPATIBLE CABLE GROUP (TABLE C-III OR M17/X) [7/]	MAINTENANCE REPLACEMENTS FOR CATEGORY B [6/]	PART NUMBER	INNER COLOR BAND [8/]	OUTER COLOR BAND [8/]	CRIMP TOOL (M22520/X)			PART NUMBER	CRIMP TOOL (M22520/X)			ENTIRE LENGTH	EXPOSED SHIELD	EXPOSED SHIELD AND DIELECTRIC	EXPOSED CONDUCTOR	
													TOOL	POSITIONER / LOCATOR /DIE	SETTING		TOOL	POSITIONER / LOCATOR /DIE	SETTING					
M39012/58BX014 (M39012/58-X014)	3, 4	SMA	S	S	T	B	R	28-RG58 155-00001	-	-	-	-	-	-	-	-	-	-	-	-	-	-	-	-
M39012/58BX015 (M39012/58-X015)	3, 4	SMA	S	S	T	B	R	60-RG142 158-00001	-	-	-	-	-	-	-	-	-	-	-	-	-	-	-	-
M39012/58BX016 (M39012/58-X016)	3, 4	SMA	S	S	T	B	R	84-RG223 167-00001	-	-	-	-	-	-	-	-	-	-	-	-	-	-	-	-
M39012/58BX017 (M39012/58-X017)	3, 4	SMA	S	S	T	B	R	111-RG303 170-00001	-	-	-	-	-	-	-	-	-	-	-	-	-	-	-	-
M39012/58BX018 (M39012/58-X018)	3, 4	SMA	S	S	T	B	R	93-RG178 169-00001	-	-	-	-	-	-	-	-	-	-	-	-	-	-	-	-
M39012/58BX019 (M39012/58-X019)	3, 4	SMA	S	S	T	B	R	119-RG174 113-RG316 173-00001 172-00001	-	-	-	-	-	-	-	-	-	-	-	-	-	-	-	-
M39012/58BX020 (M39012/58-X020)	3, 4	SMA	S	S	T	B	R	54-RG122 157-00001	-	-	-	-	-	-	-	-	-	-	-	-	-	-	-	-
M39012/58BX021 (M39012/58-X021)	3, 4	SMA	S	S	T	B	R	28-RG58 155-00001	-	-	-	-	-	-	-	-	-	-	-	-	-	-	-	-
M39012/58BX022 (M39012/58-X022)	3, 4	SMA	S	S	T	B	R	60-RG142 158-00001	-	-	-	-	-	-	-	-	-	-	-	-	-	-	-	-
M39012/58BX023 (M39012/58-X023)	3, 4	SMA	S	S	T	B	R	84-RG223 167-00001	-	-	-	-	-	-	-	-	-	-	-	-	-	-	-	-
M39012/58BX024 (M39012/58-X024)	3, 4	SMA	S	S	T	B	R	111-RG303 170-00001	-	-	-	-	-	-	-	-	-	-	-	-	-	-	-	-
M39012/58-X025	3, 4	SMA	S	S	T	C	R	I	BX011 BX018	-	-	-	-	-	-	-	/5-01 (/5-01)	/5-03 (/5-33)	B (B)	0.530 REF	0.291 0.271	0.400 0.380	0.150 0.130	
M39012/58-X026	3, 4	SMA	S	S	T	C	R	IIa	BX012 BX019	-	-	-	-	-	-	-	/5-01 (/5-01)	/5-03 (/5-35)	A (B)	0.530 REF	0.291 0.271	0.400 0.380	0.150 0.130	
M39012/58-X027	3, 4	SMA	S	S	T	C	R	IV	BX013 BX020	-	-	-	-	-	-	-	/5-01 (/5-01) (/5-01)	/5-05 (/5-09) (/5-41)	B (A) (B)	0.530 REF	0.291 0.271	0.400 0.380	0.150 0.130	
M39012/58-X028	3, 4	SMA	S	S	T	C	R	VIb	BX015 BX016 BX022 BX023	-	-	-	-	-	-	-	/5-01 (/5-01) (/5-01) (/5-01)	/5-05 (/5-11) (/5-19) (/5-57)	A (A) (B) (A)	0.530 REF	0.291 0.271	0.400 0.380	0.150 0.130	
M39012/58-X029	3, 4	SMA	S	S	T	C	R	VIa	BX014 BX017 BX021 BX024	-	-	-	-	-	-	-	/5-01 (/5-01) (/5-01) (/5-01)	/5-05 (/5-11) (/5-19) (/5-57)	A (A) (B) (A)	0.530 REF	0.291 0.271	0.400 0.380	0.150 0.130	

MIL-HDBK-1646
APPENDIX C

TABLE C-I. Connector, contact, tool information for M39012 connectors - Continued.

CONNECTOR										CENTER CONTACT TERMINATION (M39012/X)						SHIELD CONTACT TERMINATION (M39012/X)				STRIP LENGTH (IN INCHES)				
PART NUMBER [1/] (SUPERSEDED)	PLATING [1/] [2/]	SERIES	CONTACT TYPE [3/]	FORM [4/]	COUPLING [5/]	CATEGORY [6/]	MATING	COMPATIBLE CABLE GROUP (TABLE C-III OR M17/X) [7/]	MAINTENANCE REPLACEMENTS FOR CATEGORY B [6/]	PART NUMBER	INNER COLOR BAND [8/]	OUTER COLOR BAND [8/]	CRIMP TOOL (M22520/X)			PART NUMBER	CRIMP TOOL (M22520/X)			ENTIRE LENGTH	EXPOSED SHIELD	EXPOSED SHIELD AND DIELECTRIC	EXPOSED CONDUCTOR	
													TOOL	POSITIONER / LOCATOR /DIE	SETTING		TOOL	POSITIONER / LOCATOR /DIE	SETTING					
M39012/58-X030	3, 4	SMA	S	S	T	A	R	III	—	—	—	—	—	—	—	—	—	—	—	—	—	—	—	—
M39012/58-X502	3, 4	SMA	S	S	T	D	R	VIb	BX015 BX022	/58- 10	RED	MRN	/1-01	/1-15	—	/58- 50	/5-01 (/5-01) (/5-01)	/5-05 (/5-11) (/5-19) (/5-57)	A (A) (B) (A)	0.530 REF	0.291 0.271	0.400 0.380	0.150 0.130	
M39012/59-X006	3, 4	SMA	S	S	T	A	R	I	BX011 BX018	—	—	—	—	—	—	—	—	—	—	—	—	—	—	—
M39012/59-X007	3, 4	SMA	S	S	T	A	R	II	BX012 BX019	—	—	—	—	—	—	—	—	—	—	—	—	—	—	—
M39012/59-X008	3, 4	SMA	S	S	T	A	R	IV	BX013 BX020	—	—	—	—	—	—	—	—	—	—	—	—	—	—	—
M39012/59-X009	3, 4	SMA	S	S	T	A	R	VI	BX014-BX016 BX021-BX023	—	—	—	—	—	—	—	—	—	—	—	—	—	—	—
M39012/59-X010	3, 4	SMA	S	S	T	A	R	VI	BX017 BX024	—	—	—	—	—	—	—	—	—	—	—	—	—	—	—
M39012/59BX011 (M39012/59-X011)	3, 4	SMA	S	S	T	B	R	93-RG178 169-00001	—	—	—	—	—	—	—	—	—	—	—	—	—	—	—	—
M39012/59BX012 (M39012/59-X012)	3, 4	SMA	S	S	T	B	R	119-RG174 113-RG316 173-00001 172-00001	—	—	—	—	—	—	—	—	—	—	—	—	—	—	—	—
M39012/59BX013 (M39012/59-X013)	3, 4	SMA	S	S	T	B	R	54-RG122 157-00001	—	—	—	—	—	—	—	—	—	—	—	—	—	—	—	—
M39012/59BX014 (M39012/59-X014)	3, 4	SMA	S	S	T	B	R	28-RG58 155-00001	—	—	—	—	—	—	—	—	—	—	—	—	—	—	—	—
M39012/59BX015 (M39012/59-X015)	3, 4	SMA	S	S	T	B	R	60-RG142 158-00001	—	—	—	—	—	—	—	—	—	—	—	—	—	—	—	—
M39012/59BX016 (M39012/59-X016)	3, 4	SMA	S	S	T	B	R	84-RG223 167-00001	—	—	—	—	—	—	—	—	—	—	—	—	—	—	—	—
M39012/59BX017 (M39012/59-X017)	3, 4	SMA	S	S	T	B	R	111-RG303 170-00001	—	—	—	—	—	—	—	—	—	—	—	—	—	—	—	—
M39012/59BX018 (M39012/59-X018)	3, 4	SMA	S	S	T	B	R	93-RG178 169-00001	—	—	—	—	—	—	—	—	—	—	—	—	—	—	—	—
M39012/59BX019 (M39012/59-X019)	3, 4	SMA	S	S	T	B	R	119-RG174 113-RG316 173-00001 172-00001	—	—	—	—	—	—	—	—	—	—	—	—	—	—	—	—
M39012/59BX020 (M39012/59-X020)	3, 4	SMA	S	S	T	B	R	54-RG122 157-00001	—	—	—	—	—	—	—	—	—	—	—	—	—	—	—	—

MIL-HDBK-1646

APPENDIX C

TABLE C-I. Connector, contact, tool information for M39012 connectors - Continued.

CONNECTOR										CENTER CONTACT TERMINATION (M39012/X)						SHIELD CONTACT TERMINATION (M39012/X)				STRIP LENGTH (IN INCHES)			
PART NUMBER [1/] (SUPERSEDED)	PLATING [1/] [2/]	SERIES	CONTACT TYPE [3/]	FORM [4/]	COUPLING [5/]	CATEGORY [6/]	MATING	COMPATIBLE CABLE GROUP (TABLE C-III OR M17/X) [7/]	MAINTENANCE REPLACEMENTS FOR CATEGORY B [6/]	PART NUMBER	INNER COLOR BAND [8/]	OUTER COLOR BAND [8/]	CRIMP TOOL (M22520/X)			PART NUMBER	CRIMP TOOL (M22520/X)			ENTIRE LENGTH	EXPOSED SHIELD	EXPOSED SHIELD AND DIELECTRIC	EXPOSED CONDUCTOR
													TOOL	POSITIONER / LOCATOR /DIE	SETTING		TOOL	POSITIONER / LOCATOR /DIE	SETTING				
M39012/59BX021 (M39012/59-X021)	3, 4	SMA	S	S	T	B	R	28-RG58 155-00001	-	-	-	-	-	-	-	-	-	-	-	-	-	-	-
M39012/59BX022 (M39012/59-X022)	3, 4	SMA	S	S	T	B	R	60-RG142 158-00001	-	-	-	-	-	-	-	-	-	-	-	-	-	-	-
M39012/59BX023 (M39012/59-X023)	3, 4	SMA	S	S	T	B	R	84-RG223 167-00001	-	-	-	-	-	-	-	-	-	-	-	-	-	-	-
M39012/59BX024 (M39012/59-X024)	3, 4	SMA	S	S	T	B	R	111-RG303 170-00001	-	-	-	-	-	-	-	-	-	-	-	-	-	-	-
M39012/59-X025	3, 4	SMA	S	S	T	C	R	I	BX011 BX018	-	-	-	-	-	-	-	/5-01 (/5-01)	/5-03 (/5-33)	B (B)	0.530 REF	0.291 0.271	0.400 0.380	0.150 0.130
M39012/59-X026	3, 4	SMA	S	S	T	C	R	IIa	BX012 BX019	-	-	-	-	-	-	-	/5-01 (/5-01)	/5-03 (/5-35)	A (B)	0.530 REF	0.291 0.271	0.400 0.380	0.150 0.130
M39012/59-X027	3, 4	SMA	S	S	T	C	R	IV	BX013 BX020	-	-	-	-	-	-	-	/5-01 (/5-01) (/5-01)	/5-05 (/5-09) (/5-41)	B (A) (B)	0.530 REF	0.291 0.271	0.400 0.380	0.150 0.130
M39012/59-X028	3, 4	SMA	S	S	T	C	R	VIb	BX015 BX016 BX022 BX023	-	-	-	-	-	-	-	/5-01 (/5-01) (/5-01) (/5-01)	/5-05 (/5-11) (/5-19) (/5-57)	A (A) (B) (A)	0.530 REF	0.291 0.271	0.400 0.380	0.150 0.130
M39012/59-X029	3, 4	SMA	S	S	T	C	R	VIa	BX014 BX017 BX021 BX024	-	-	-	-	-	-	-	/5-01 (/5-01) (/5-01) (/5-01)	/5-05 (/5-11) (/5-19) (/5-57)	A (A) (B) (A)	0.530 REF	0.291 0.271	0.400 0.380	0.150 0.130
M39012/59-X030	3, 4	SMA	S	S	T	A	R	III	-	-	-	-	-	-	-	-	-	-	-	-	-	-	-
M39012/59-X502	3, 4	SMA	S	S	T	D	R	VIb	BX015 BX022	/59- 10	RED	MRN	/1-01	/1-15	-	/59- 50	/5-01 (/5-01) (/5-01) (/5-01)	/5-05 (/5-11) (/5-19) (/5-57)	A (A) (B) (A)	0.530 REF	0.291 0.271	0.400 0.380	0.150 0.130
M39012/60-X001	3, 4	SMA	S	S	T	-	R	UNCABLED	-	-	-	-	-	-	-	-	-	-	-	-	-	-	-
M39012/60-X002	3, 4	SMA	S	S	T	-	R	UNCABLED	-	-	-	-	-	-	-	-	-	-	-	-	-	-	-
M39012/61-X001	3, 4	SMA	S	S	T	-	R	UNCABLED	-	-	-	-	-	-	-	-	-	-	-	-	-	-	-
M39012/61-X002	3, 4	SMA	S	S	T	-	R	UNCABLED	-	-	-	-	-	-	-	-	-	-	-	-	-	-	-
M39012/62-X001	3, 4	SMA	S	S	T	-	R	UNCABLED	-	-	-	-	-	-	-	-	-	-	-	-	-	-	-
M39012/62-X002	3, 4	SMA	S	S	T	-	R	UNCABLED	-	-	-	-	-	-	-	-	-	-	-	-	-	-	-
M39012/63-X001 [9/]	0	QSC	P	S	T	A	P	2-RG6 112-RG304 171-00001 73-RG212 162-00001	-	-	-	-	-	-	-	-	-	-	-	-	-	-	-

MIL-HDBK-1646

APPENDIX C

TABLE C-I. Connector, contact, tool information for M39012 connectors - Continued.

CONNECTOR										CENTER CONTACT TERMINATION (M39012/X)					SHIELD CONTACT TERMINATION (M39012/X)			STRIP LENGTH (IN INCHES)					
PART NUMBER [1/] (SUPERSEDED)	PLATING [1/] [2/]	SERIES	CONTACT TYPE [3/]	FORM [4/]	COUPLING [5/]	CATEGORY [6/]	MATING	COMPATIBLE CABLE GROUP (TABLE C-III OR M17/X) [7/]	MAINTENANCE REPLACEMENTS FOR CATEGORY B [6/]	PART NUMBER	INNER COLOR BAND [8/]	OUTER COLOR BAND [8/]	CRIMP TOOL (M22520/X)			PART NUMBER	CRIMP TOOL (M22520/X)			ENTIRE LENGTH	EXPOSED SHIELD	EXPOSED SHIELD AND DIELECTRIC	EXPOSED CONDUCTOR
													TOOL	POSITIONER / LOCATOR / DIE	SETTING		TOOL	POSITIONER / LOCATOR / DIE	SETTING				
M39012/63-X002 [9/]	0	QSC	P	S	T	A	P	74-RG213 163-00001 75-RG214 164-00001 77-RG216 RG225	-	-	-	-	-	-	-	-	-	-	-	-	-	-	-
M39012/63-X003 [9/]	0	QSC	P	S	T	A	P	78-RG217 165-00001	-	-	-	-	-	-	-	-	-	-	-	-	-	-	-
M39012/63-X004 [9/]	0	QSC	P	S	T	A	P	72-RG211 161-00001	-	-	-	-	-	-	-	-	-	-	-	-	-	-	-
M39012/63-X005 [9/]	0	QSC	P	S	T	A	P	79-RG218 166-00001	-	-	-	-	-	-	-	-	-	-	-	-	-	-	-
M39012/63BX006 [9/] (M39012/63-X006)	0	QSC	P	S	T	B	P	112-RG304 171-00001	-	-	-	-	-	-	-	-	-	-	-	-	-	-	-
M39012/63BX007 [9/] (M39012/63-X007)	0	QSC	P	S	T	B	P	73-RG212 162-00001	-	-	-	-	-	-	-	-	-	-	-	-	-	-	-
M39012/63BX008 [9/] (M39012/63-X008)	0	QSC	P	S	T	B	P	74-RG213 163-00001	-	-	-	-	-	-	-	-	-	-	-	-	-	-	-
M39012/63BX009 [9/] (M39012/63-X009)	0	QSC	P	S	T	B	P	75-RG214 164-00001	-	-	-	-	-	-	-	-	-	-	-	-	-	-	-
M39012/63BX010 [9/] (M39012/63-X010)	0	QSC	P	S	T	B	P	RG225	-	-	-	-	-	-	-	-	-	-	-	-	-	-	-
M39012/63BX011 [9/] (M39012/63-X011)	0	QSC	P	S	T	B	P	6-RG11	-	-	-	-	-	-	-	-	-	-	-	-	-	-	-
M39012/63BX012 [9/] (M39012/63-X012)	0	QSC	P	S	T	B	P	65-RG165 159-00001	-	-	-	-	-	-	-	-	-	-	-	-	-	-	-
M39012/63-X013 [9/]	0	QSC	P	S	T	C	P	112-RG304 171-00001	-	-	-	-	-	-	-	-	/5-01 (/5-01)	/5-35 (/5-55)	A (A)	0.697 0.677	0.416 0.396	0.510 0.490	0.187 REF
M39012/63-X014 [9/]	0	QSC	P	S	T	C	P	73-RG212 162-00001	-	-	-	-	-	-	-	-	/5-01 (/5-01)	/5-35 (/5-55)	A (A)	0.697 0.677	0.416 0.396	0.510 0.490	0.187 REF
M39012/63-X015 [9/]	0	QSC	P	S	T	C	P	74-RG213 153-00001	-	-	-	-	-	-	-	-	/5-01	/5-61	A	0.697 0.677	0.416 0.396	0.510 0.490	0.187 REF
M39012/63-X016 [9/]	0	QSC	P	S	T	C	P	75-RG214 164-00001	-	-	-	-	-	-	-	-	/5-01	/5-61	A	0.697 0.677	0.416 0.396	0.510 0.490	0.187 REF
M39012/63-X017 [9/]	0	QSC	P	S	T	C	P	RG225	-	-	-	-	-	-	-	-	/5-01	/5-61	A	0.697 0.677	0.416 0.396	0.510 0.490	0.187 REF
M39012/63-X018 [9/]	0	QSC	P	S	T	C	P	6-RG11	-	-	-	-	-	-	-	-	/5-01	/5-61	A	0.697 0.677	0.416 0.396	0.510 0.490	0.187 REF
M39012/63-X019 [9/]	0	QSC	P	S	T	C	P	65-RG165 159-00001	-	-	-	-	-	-	-	-	/5-01	/5-61	A	0.697 0.677	0.416 0.396	0.510 0.490	0.187 REF

MIL-HDBK-1646
APPENDIX C

TABLE C-I. Connector, contact, tool information for M39012 connectors - Continued.

CONNECTOR										CENTER CONTACT TERMINATION (M39012/X)					SHIELD CONTACT TERMINATION (M39012/X)			STRIP LENGTH (IN INCHES)						
PART NUMBER [1/] (SUPERSEDED)	PLATING [1/] [2/]	SERIES	CONTACT TYPE [3/]	FORM [4/]	COUPLING [5/]	CATEGORY [6/]	MATING	COMPATIBLE CABLE GROUP (TABLE C-III OR M17/X) [7/]	MAINTENANCE REPLACEMENTS FOR CATEGORY B [6/]	PART NUMBER	INNER COLOR BAND [8/]	OUTER COLOR BAND [8/]	CRIMP TOOL (M22520/X)			PART NUMBER	CRIMP TOOL (M22520/X)			ENTIRE LENGTH	EXPOSED SHIELD	EXPOSED SHIELD AND DIELECTRIC	EXPOSED CONDUCTOR	
													TOOL	POSITIONER / LOCATOR / DIE	SETTING		TOOL	POSITIONER / LOCATOR / DIE	SETTING					
M39012/64-X001 [9/]	0	QSC	S	S	T	A	P	2-RG6 112-RG304 171-00001 73-RG212 162-00001	-	-	-	-	-	-	-	-	-	-	-	-	-	-	-	-
M39012/64-X002 [9/]	0	QSC	S	S	T	A	P	74-RG213 163-00001 75-RG214 164-00001 77-RG216 RG225	-	-	-	-	-	-	-	-	-	-	-	-	-	-	-	-
M39012/64BX003 [9/] (M39012/64-X003)	0	QSC	S	S	T	B	P	74-RG213 163-00001	-	-	-	-	-	-	-	-	-	-	-	-	-	-	-	-
M39012/64BX004 [9/] (M39012/64-X004)	0	QSC	S	S	T	B	P	75-RG214 164-00001	-	-	-	-	-	-	-	-	-	-	-	-	-	-	-	-
M39012/64BX005 [9/] (M39012/64-X005)	0	QSC	S	S	T	B	P	RG225	-	-	-	-	-	-	-	-	-	-	-	-	-	-	-	-
M39012/64BX006 [9/] (M39012/64-X006)	0	QSC	S	S	T	B	P	112-RG304 171-00001	-	-	-	-	-	-	-	-	-	-	-	-	-	-	-	-
M39012/64BX007 [9/] (M39012/64-X007)	0	QSC	S	S	T	B	P	73-RG212 162-00001	-	-	-	-	-	-	-	-	-	-	-	-	-	-	-	-
M39012/64BX008 [9/] (M39012/64-X008)	0	QSC	S	S	T	B	P	6-RG11	-	-	-	-	-	-	-	-	-	-	-	-	-	-	-	-
M39012/64BX009 [9/] (M39012/64-X009)	0	QSC	S	S	T	B	P	65-RG165 159-00001	-	-	-	-	-	-	-	-	-	-	-	-	-	-	-	-
M39012/64-X010 [9/]	0	QSC	S	S	T	C	P	74-RG213 163-00001	-	-	-	-	-	-	-	-	/5-01	/5-61	A	0.697 0.677	0.416 0.396	0.510 0.490	0.187 REF	
M39012/64-X011 [9/]	0	QSC	S	S	T	C	P	75-RG214 164-00001	-	-	-	-	-	-	-	-	/5-01	/5-61	A	0.697 0.677	0.416 0.396	0.510 0.490	0.187 REF	
M39012/64-X012 [9/]	0	QSC	S	S	T	C	P	RG225	-	-	-	-	-	-	-	-	/5-01	/5-61	A	0.697 0.677	0.416 0.396	0.510 0.490	0.187 REF	
M39012/64-X013 [9/]	0	QSC	S	S	T	C	P	112-RG304 171-00001	-	-	-	-	-	-	-	-	/5-01	/5-61	A	0.697 0.677	0.416 0.396	0.510 0.490	0.187 REF	
M39012/64-X014 [9/]	0	QSC	S	S	T	C	P	73-RG212 162-00001	-	-	-	-	-	-	-	-	/5-01	/5-61	A	0.697 0.677	0.416 0.396	0.510 0.490	0.187 REF	
M39012/64-X015 [9/]	0	QSC	S	S	T	C	P	6-RG11	-	-	-	-	-	-	-	-	/5-01	/5-61	A	0.697 0.677	0.416 0.396	0.510 0.490	0.187 REF	
M39012/64-X016 [9/]	0	QSC	S	S	T	C	P	65-RG165 159-00001	-	-	-	-	-	-	-	-	/5-01	/5-61	A	0.697 0.677	0.416 0.396	0.510 0.490	0.187 REF	

MIL-HDBK-1646

APPENDIX C

TABLE C-I. Connector, contact, tool information for M39012 connectors - Continued.

CONNECTOR									CENTER CONTACT TERMINATION (M39012/X)					SHIELD CONTACT TERMINATION (M39012/X)			STRIP LENGTH (IN INCHES)						
PART NUMBER [1/] (SUPERSEDED)	PLATING [1/] [2/]	SERIES	CONTACT TYPE [3/]	FORM [4/]	COUPLING [5/]	CATEGORY [6/]	MATING	COMPATIBLE CABLE GROUP (TABLE C-III OR M17/X) [7/]	MAINTENANCE REPLACEMENTS FOR CATEGORY B [6/]	PART NUMBER	INNER COLOR BAND [8/]	OUTER COLOR BAND [8/]	CRIMP TOOL (M22520/X)			PART NUMBER	CRIMP TOOL (M22520/X)			ENTIRE LENGTH	EXPOSED SHIELD	EXPOSED SHIELD AND DIELECTRIC	EXPOSED CONDUCTOR
													TOOL	POSITIONER / LOCATOR / DIE	SETTING		TOOL	POSITIONER / LOCATOR / DIE	SETTING				
M39012/65-X001 [9/]	0	QNC	P	S	T	A	P	28-RG58 155-00001 84-RG223 167-00001 60-RG142 158-00001	-	-	-	-	-	-	-	-	-	-	-	-	-	-	-
M39012/65-X002 [9/]	0	QNC	P	S	T	A	P	29-RG59 30-RG62 90-RG71 110-RG302 97-RG210	-	-	-	-	-	-	-	-	-	-	-	-	-	-	-
M39012/65-X003 [9/]	0	QNC	P	S	T	A	P	54-RG122 157-00001	-	-	-	-	-	-	-	-	-	-	-	-	-	-	-
M39012/65-X004 [9/]	0	QNC	P	S	T	A	P	111-RG303 170-00001	-	-	-	-	-	-	-	-	-	-	-	-	-	-	-
M39012/65BX005 [9/] (M39012/65-X005)	0	QNC	P	S	T	B	P	28-RG58 155-00001	-	-	-	-	-	-	-	-	-	-	-	-	-	-	-
M39012/65BX006 [9/] (M39012/65-X006)	0	QNC	P	S	T	B	P	84-RG223 167-00001	-	-	-	-	-	-	-	-	-	-	-	-	-	-	-
M39012/65BX007 [9/] (M39012/65-X007)	0	QNC	P	S	T	B	P	29-RG59 30-RG62 110-RG302 97-RG210	-	-	-	-	-	-	-	-	-	-	-	-	-	-	-
M39012/65BX008 [9/] (M39012/65-X008)	0	QNC	P	S	T	B	P	54-RG122 157-00001	-	-	-	-	-	-	-	-	-	-	-	-	-	-	-
M39012/65BX009 [9/] (M39012/65-X009)	0	QNC	P	S	T	B	P	90-RG71	-	-	-	-	-	-	-	-	-	-	-	-	-	-	-
M39012/65-X010 [9/]	0	QNC	P	S	T	C	P	28-RG58 155-00001 111-RG303 170-00001	-	-	-	-	-	-	-	-	/5-01 (/5-01) (/5-01) (/5-01)	/5-05 (/5-11) (/5-19) (/5-57)	A (A) (B) (A)	0.603 0.583	0.353 0.333	0.447 0.427	0.156 REF
M39012/65-X011 [9/]	0	QNC	P	S	T	C	P	84-RG223 167-00001 60-RG142 158-00001	-	-	-	-	-	-	-	-	/5-01 (/5-01) (/5-01) (/5-01)	/5-05 (/5-11) (/5-19) (/5-57)	A (A) (B) (A)	0.603 0.583	0.353 0.333	0.447 0.427	0.156 REF
M39012/65-X012 [9/]	0	QNC	P	S	T	C	P	29-RG59 30-RG62 110-RG302 97-RG210	-	-	-	-	-	-	-	-	/5-01 (/5-01) (/5-01) (/5-01)	/5-07 (/5-13) (/5-19) (/5-59)	A (A) (A) (A)	0.603 0.583	0.353 0.333	0.447 0.427	0.156 REF

MIL-HDBK-1646
APPENDIX C

TABLE C-I. Connector, contact, tool information for M39012 connectors - Continued.

CONNECTOR										CENTER CONTACT TERMINATION (M39012/X)						SHIELD CONTACT TERMINATION (M39012/X)			STRIP LENGTH (IN INCHES)				
PART NUMBER [1/] (SUPERSEDED)	PLATING [1/] [2/]	SERIES	CONTACT TYPE [3/]	FORM [4/]	COUPLING [5/]	CATEGORY [6/]	MATING	COMPATIBLE CABLE GROUP (TABLE C-III OR M17/X) [7/]	MAINTENANCE REPLACEMENTS FOR CATEGORY B [6/]	PART NUMBER	INNER COLOR BAND [8/]	OUTER COLOR BAND [8/]	CRIMP TOOL (M22520/X)			PART NUMBER	CRIMP TOOL (M22520/X)			ENTIRE LENGTH	EXPOSED SHIELD	EXPOSED SHIELD AND DIELECTRIC	EXPOSED CONDUCTOR
													TOOL	POSITIONER / LOCATOR / DIE	SETTING		TOOL	POSITIONER / LOCATOR / DIE	SETTING				
M39012/65-X013 [9/]	0	QNC	P	S	T	C	P	54-RG122 157-00001	-	-	-	-	-	-	-	-	/5-01 (/5-01) (/5-01)	/5-05 (/5-09) (/5-41)	B (A) (B)	0.603 0.583	0.353 0.333	0.447 0.427	0.156 REF
M39012/65-X014 [9/]	0	QNC	P	S	T	C	P	90-RG71	-	-	-	-	-	-	-	-	/5-01 (/5-01) (/5-01)	/5-07 (/5-13) (/5-19) (/5-59)	A (A) (A) (A)	0.603 0.583	0.353 0.333	0.447 0.427	0.156 REF
M39012/65BX015 [9/] (M39012/65-X015)	0	QNC	P	S	T	B	P	111-RG303 170-00001	-	-	-	-	-	-	-	-	-	-	-	-	-	-	-
M39012/65BX016 [9/] (M39012/65-X016)	0	QNC	P	S	T	B	P	60-RG142 158-00001	-	-	-	-	-	-	-	-	-	-	-	-	-	-	-
M39012/66-X001 [9/]	0	QNC	S	S	T	A	P	28-RG58 155-00001 84-RG223 167-00001 60-RG142 158-00001	-	-	-	-	-	-	-	-	-	-	-	-	-	-	-
M39012/66-X002 [9/]	0	QNC	S	S	T	A	P	29-RG59 30-RG62 90-RG71 110-RG302 97-RG210	-	-	-	-	-	-	-	-	-	-	-	-	-	-	-
M39012/66-X003 [9/]	0	QNC	S	S	T	A	P	54-RG122 157-00001	-	-	-	-	-	-	-	-	-	-	-	-	-	-	-
M39012/66-X004 [9/]	0	QNC	S	S	T	A	P	111-RG303 170-00001	-	-	-	-	-	-	-	-	-	-	-	-	-	-	-
M39012/66BX005 [9/] (M39012/66-X005)	0	QNC	S	S	T	B	P	28-RG58 155-00001	-	-	-	-	-	-	-	-	-	-	-	-	-	-	-
M39012/66BX006 [9/] (M39012/66-X006)	0	QNC	S	S	T	B	P	84-RG223 167-00001	-	-	-	-	-	-	-	-	-	-	-	-	-	-	-
M39012/66BX007 [9/] (M39012/66-X007)	0	QNC	S	S	T	B	P	29-RG59 30-RG62 110-RG302 97-RG210	-	-	-	-	-	-	-	-	-	-	-	-	-	-	-
M39012/66BX008 [9/] (M39012/66-X008)	0	QNC	S	S	T	B	P	54-RG122 157-00001	-	-	-	-	-	-	-	-	-	-	-	-	-	-	-
M39012/66BX009 [9/] (M39012/66-X009)	0	QNC	S	S	T	B	P	90-RG71	-	-	-	-	-	-	-	-	-	-	-	-	-	-	-

MIL-HDBK-1646

APPENDIX C

TABLE C-I. Connector, contact, tool information for M39012 connectors - Continued.

CONNECTOR									CENTER CONTACT TERMINATION (M39012/X)					SHIELD CONTACT TERMINATION (M39012/X)			STRIP LENGTH (IN INCHES)						
PART NUMBER [1/] (SUPERSEDED)	PLATING [1/] [2/]	SERIES	CONTACT TYPE [3/]	FORM [4/]	COUPLING [5/]	CATEGORY [6/]	MATING	COMPATIBLE CABLE GROUP (TABLE C-III OR M17/X) [7/]	MAINTENANCE REPLACEMENTS FOR CATEGORY B [6/]	PART NUMBER	INNER COLOR BAND [8/]	OUTER COLOR BAND [8/]	CRIMP TOOL (M22520/X)			PART NUMBER	CRIMP TOOL (M22520/X)			ENTIRE LENGTH	EXPOSED SHIELD	EXPOSED SHIELD AND DIELECTRIC	EXPOSED CONDUCTOR
													TOOL	POSITIONER / LOCATOR /DIE	SETTING		TOOL	POSITIONER / LOCATOR /DIE	SETTING				
M39012/66-X010 [9/]	0	QNC	S	S	T	C	P	28-RG58 155-00001 111-RG303 170-00001	-	-	-	-	-	-	-	/5-01 (/5-01) (/5-01) (/5-01)	/5-05 (/5-11) (/5-19) (/5-57)	A (A) (B) (A)	0.603 0.583	0.353 0.333	0.447 0.427	0.156 REF	
M39012/66-X011 [9/]	0	QNC	S	S	T	C	P	60-RG142 158-00001 84-RG223 167-00001	-	-	-	-	-	-	-	/5-01 (/5-01) (/5-01) (/5-01)	/5-05 (/5-11) (/5-19) (/5-57)	A (A) (B) (A)	0.603 0.583	0.353 0.333	0.447 0.427	0.156 REF	
M39012/66-X012 [9/]	0	QNC	S	S	T	C	P	29-RG59 30-RG62 110-RG302 97-RG210	-	-	-	-	-	-	-	/5-01 (/5-01) (/5-01) (/5-01)	/5-07 (/5-13) (/5-19) (/5-59)	A (A) (A) (A)	0.603 0.583	0.353 0.333	0.447 0.427	0.156 REF	
M39012/66-X013 [9/]	0	QNC	S	S	T	C	P	54-RG122 157-00001	-	-	-	-	-	-	-	/5-01 (/5-01) (/5-01)	/5-05 (/5-09) (/5-41)	B (A) (B)	0.603 0.583	0.353 0.333	0.447 0.427	0.156 REF	
M39012/66-X014 [9/]	0	QNC	S	S	T	C	P	90-RG71	-	-	-	-	-	-	-	/5-01 (/5-01) (/5-01) (/5-01)	/5-07 (/5-13) (/5-19) (/5-59)	A (A) (A) (A)	0.603 0.583	0.353 0.333	0.447 0.427	0.156 REF	
M39012/66BX015 [9/] (M39012/66-X015)	0	QNC	S	S	T	B	P	111-RG303 170-00001	-	-	-	-	-	-	-	-	-	-	-	-	-	-	-
M39012/66BX016 [9/] (M39012/66-X016)	0	QNC	S	S	T	B	P	60-RG142 158-00001	-	-	-	-	-	-	-	-	-	-	-	-	-	-	-
M39012/67-X001	4	SMB	S	S	T	C	P	I	-	-	-	-	-	-	-	/5-01 (/5-01)	/5-03 (/5-33)	B (B)	0.629 0.589	0.244 0.224	0.536 0.496	-	
M39012/67-X002	4	SMB	S	S	T	C	P	IIa	-	-	-	-	-	-	-	/5-01 (/5-01)	/5-03 (/5-35)	A (B)	0.629 0.589	0.244 0.224	0.536 0.496	-	
M39012/67-X003 (M39012/67-X001)	0	SMB	S	S	T	A	P	I	B0008	-	-	-	-	-	-	-	-	-	-	-	-	-	-
M39012/67-X004 (M39012/67-X002)	0	SMB	S	S	T	A	P	II	-	-	-	-	-	-	-	-	-	-	-	-	-	-	-
M39012/67BX008 (M39012/67-X008) (M39012/67-X005)	0	SMB	S	S	T	B	P	93-RG178 169-00001	-	-	-	-	-	-	-	-	-	-	-	-	-	-	-
M39012/67BX009 (M39012/67-X009) (M39012/67-X006)	0	SMB	S	S	T	B	P	113-RG316 172-00001 119-RG174 173-00001	-	-	-	-	-	-	-	-	-	-	-	-	-	-	-
M39012/67BX010 (M39012/67-X010) (M39012/67-X007)	0	SMB	S	S	T	B	P	94-RG179	-	-	-	-	-	-	-	-	-	-	-	-	-	-	-

MIL-HDBK-1646
APPENDIX C

TABLE C-I. Connector, contact, tool information for M39012 connectors - Continued.

CONNECTOR										CENTER CONTACT TERMINATION (M39012/X)						SHIELD CONTACT TERMINATION (M39012/X)			STRIP LENGTH (IN INCHES)				
PART NUMBER [1/] (SUPERSEDED)	PLATING [1/] [2/]	SERIES	CONTACT TYPE [3/]	FORM [4/]	COUPLING [5/]	CATEGORY [6/]	MATING	COMPATIBLE CABLE GROUP (TABLE C-III OR M17/X) [7/]	MAINTENANCE REPLACEMENTS FOR CATEGORY B [6/]	PART NUMBER	INNER COLOR BAND [8/]	OUTER COLOR BAND [8/]	CRIMP TOOL (M22520/X)			PART NUMBER	CRIMP TOOL (M22520/X)			ENTIRE LENGTH	EXPOSED SHIELD	EXPOSED SHIELD AND DIELECTRIC	EXPOSED CONDUCTOR
													TOOL	POSITIONER / LOCATOR / DIE	SETTING		TOOL	POSITIONER / LOCATOR / DIE	SETTING				
M39012/67-X011	0	SMB	S	S	T	C	P	I	-	-	-	-	-	-	-	-	/5-01 (/5-01)	/5-03 (/5-33) (B)	B	0.629 0.589	0.244 0.224	0.536 0.496	-
M39012/67-X012	0	SMB	S	S	T	C	P	IIa	-	-	-	-	-	-	-	-	/5-01 (/5-01)	/5-03 (/5-35) (B)	A	0.629 0.589	0.244 0.224	0.536 0.496	-
M39012/67BX013	0	SMB	S	S	T	B	P	93-RG178 169-00001	-	-	-	-	-	-	-	-	-	-	-	-	-	-	-
M39012/67BX014	0	SMB	S	S	T	B	P	113-RG316 172-00001 119-RG174 173-00001	-	-	-	-	-	-	-	-	-	-	-	-	-	-	-
M39012/67BX015	0	SMB	S	S	T	B	P	94-RG179	-	-	-	-	-	-	-	-	-	-	-	-	-	-	-
M39012/67-X016	0	SMB	S	S	T	C	P	I	-	-	-	-	-	-	-	-	/5-01 (/5-01)	/5-03 (/5-33) (B)	B	0.629 0.589	0.244 0.224	0.536 0.496	-
M39012/67-X017	0	SMB	S	S	T	C	P	IIa	-	-	-	-	-	-	-	-	/5-01 (/5-01)	/5-03 (/5-35) (B)	A	0.629 0.589	0.244 0.224	0.536 0.496	-
M39012/67-X101	4	SMB	S	S	T	A	P	I	-	-	-	-	-	-	-	-	-	-	-	-	-	-	-
M39012/67-X102	4	SMB	S	S	T	A	P	II	-	-	-	-	-	-	-	-	-	-	-	-	-	-	-
M39012/67-X103	0	SMB	S	S	T	A	P	I	B0013	-	-	-	-	-	-	-	-	-	-	-	-	-	-
M39012/67-X104	0	SMB	S	S	T	A	P	II	-	-	-	-	-	-	-	-	-	-	-	-	-	-	-
M39012/68-X001	4	SMB	P	S	T	C	P	I	-	-	-	-	-	-	-	-	/5-01 (/5-01)	/5-03 (/5-33) (B)	B	0.629 0.589	0.244 0.224	0.536 0.496	-
M39012/68-X002	4	SMB	P	S	T	C	P	IIa	-	-	-	-	-	-	-	-	/5-01 (/5-01)	/5-03 (/5-35) (A)	A	0.629 0.589	0.244 0.224	0.536 0.496	-
M39012/68-X003 (M39012/68-X001)	0	SMB	P	S	T	A	P	I	-	-	-	-	-	-	-	-	-	-	-	-	-	-	-
M39012/68-X004 (M39012/68-X002)	0	SMB	P	S	T	A	P	II	-	-	-	-	-	-	-	-	-	-	-	-	-	-	-
M39012/68BX008 (M39012/68-X008) (M39012/68-X005)	0	SMB	P	S	T	B	P	93-RG178 169-00001	-	-	-	-	-	-	-	-	-	-	-	-	-	-	-
M39012/68BX009 (M39012/68-X009) (M39012/68-X006)	0	SMB	P	S	T	B	P	113-RG316 172-00001 119-RG174 173-00001	-	-	-	-	-	-	-	-	-	-	-	-	-	-	-
M39012/68BX010 (M39012/68-X010) (M39012/68-X007)	0	SMB	P	S	T	B	P	94-RG179	-	-	-	-	-	-	-	-	-	-	-	-	-	-	-
M39012/68-X011	0	SMB	P	S	T	C	P	I	-	-	-	-	-	-	-	-	/5-01 (/5-01)	/5-03 (/5-33) (B)	B	0.629 0.589	0.244 0.224	0.536 0.496	-

MIL-HDBK-1646

APPENDIX C

TABLE C-I. Connector, contact, tool information for M39012 connectors - Continued.

CONNECTOR										CENTER CONTACT TERMINATION (M39012/X)						SHIELD CONTACT TERMINATION (M39012/X)			STRIP LENGTH (IN INCHES)				
PART NUMBER [1/] (SUPERSEDED)	PLATING [1/] [2/]	SERIES	CONTACT TYPE [3/]	FORM [4/]	COUPLING [5/]	CATEGORY [6/]	MATING	COMPATIBLE CABLE GROUP (TABLE C-III OR M17/X) [7/]	MAINTENANCE REPLACEMENTS FOR CATEGORY B [6/]	PART NUMBER	INNER COLOR BAND [8/]	OUTER COLOR BAND [8/]	CRIMP TOOL (M22520/X)			PART NUMBER	CRIMP TOOL (M22520/X)			ENTIRE LENGTH	EXPOSED SHIELD	EXPOSED SHIELD AND DIELECTRIC	EXPOSED CONDUCTOR
													TOOL	POSITIONER / LOCATOR /DIE	SETTING		TOOL	POSITIONER / LOCATOR /DIE	SETTING				
M39012/68-X012	0	SMB	P	S	T	C	P	IIa	-	-	-	-	-	-	-	/5-01 (/5-01)	/5-03 (/5-35)	A (B)	0.629 0.589	0.244 0.224	0.536 0.496	-	
M39012/68BX013	0	SMB	P	S	T	B	P	93-RG178 169-00001	-	-	-	-	-	-	-	-	-	-	-	-	-	-	-
M39012/68BX014	0	SMB	P	S	T	B	P	113-RG316 172-00001 119-RG174 173-00001	-	-	-	-	-	-	-	-	-	-	-	-	-	-	-
M39012/68BX015	0	SMB	P	S	T	B	P	94-RG179	-	-	-	-	-	-	-	-	-	-	-	-	-	-	-
M39012/68-X016	0	SMB	P	S	T	C	P	I	-	-	-	-	-	-	-	/5-01 (/5-01)	/5-03 (/5-33)	B (B)	0.629 0.589	0.244 0.224	0.536 0.496	-	
M39012/68-X017	0	SMB	P	S	T	C	P	IIa	-	-	-	-	-	-	-	/5-01 (/5-01)	/5-03 (/5-35)	A (B)	0.629 0.589	0.244 0.224	0.536 0.496	-	
M39012/68-X101	4	SMB	P	S	T	A	P	I	-	-	-	-	-	-	-	-	-	-	-	-	-	-	-
M39012/68-X102	4	SMB	P	S	T	A	P	II	-	-	-	-	-	-	-	-	-	-	-	-	-	-	-
M39012/68-X103	0	SMB	P	S	T	A	P	I	-	-	-	-	-	-	-	-	-	-	-	-	-	-	-
M39012/68-X104	0	SMB	P	S	T	A	P	II	-	-	-	-	-	-	-	-	-	-	-	-	-	-	-
M39012/69-X001	4	SMB	S	R	T	C	P	I	-	-	-	-	-	-	-	/5-01 (/5-01)	/5-03 (/5-33)	B (B)	0.400 0.360	0.210 0.190	0.340 0.300	-	
M39012/69-X002	4	SMB	S	R	T	C	P	IIa	-	-	-	-	-	-	-	/5-01 (/5-01)	/5-03 (/5-35)	A (B)	0.400 0.360	0.210 0.190	0.340 0.300	-	
M39012/69-X003 (M39012/69-X001)	0	SMB	S	R	T	A	P	I	-	-	-	-	-	-	-	-	-	-	-	-	-	-	-
M39012/69-X004 (M39012/69-X002)	0	SMB	S	R	T	A	P	II	-	-	-	-	-	-	-	-	-	-	-	-	-	-	-
M39012/69BX008 (M39012/69-X008) (M39012/69-X005)	0	SMB	S	R	T	B	P	93-RG178 169-00001	-	-	-	-	-	-	-	-	-	-	-	-	-	-	-
M39012/69BX009 (M39012/69-X009) (M39012/69-X006)	0	SMB	S	R	T	B	P	113-RG316 172-00001 119-RG174 173-00001	-	-	-	-	-	-	-	-	-	-	-	-	-	-	-
M39012/69BX010 (M39012/69-X010) (M39012/69-X007)	0	SMB	S	R	T	B	P	94-RG179	-	-	-	-	-	-	-	-	-	-	-	-	-	-	-
M39012/69-X011	0	SMB	S	R	T	C	P	I	-	-	-	-	-	-	-	/5-01 (/5-01)	/5-03 (/5-33)	B (B)	0.400 0.360	0.210 0.190	0.340 0.300	-	
M39012/69-X012	0	SMB	S	R	T	C	P	IIa	-	-	-	-	-	-	-	/5-01 (/5-01)	/5-03 (/5-35)	A (B)	0.400 0.360	0.210 0.190	0.340 0.300	-	

MIL-HDBK-1646

APPENDIX C

TABLE C-I. Connector, contact, tool information for M39012 connectors - Continued.

CONNECTOR									CENTER CONTACT TERMINATION (M39012/X)						SHIELD CONTACT TERMINATION (M39012/X)			STRIP LENGTH (IN INCHES)					
PART NUMBER [1/] (SUPERSEDED)	PLATING [1/] [2/]	SERIES	CONTACT TYPE [3/]	FORM [4/]	COUPLING [5/]	CATEGORY [6/]	MATING	COMPATIBLE CABLE GROUP (TABLE C-III OR M17/X) [7/]	MAINTENANCE REPLACEMENTS FOR CATEGORY B [6/]	PART NUMBER	INNER COLOR BAND [8/]	OUTER COLOR BAND [8/]	CRIMP TOOL (M22520/X)			PART NUMBER	CRIMP TOOL (M22520/X)			ENTIRE LENGTH	EXPOSED SHIELD	EXPOSED SHIELD AND DIELECTRIC	EXPOSED CONDUCTOR
													TOOL	POSITIONER / LOCATOR /DIE	SETTING		TOOL	POSITIONER / LOCATOR /DIE	SETTING				
M39012/69BX013	0	SMB	S	R	T	B	P	93-RG178 169-00001	-	-	-	-	-	-	-	-	-	-	-	-	-	-	-
M39012/69BX014	0	SMB	S	R	T	B	P	113-RG316 172-00001 119-RG174 173-00001	-	-	-	-	-	-	-	-	-	-	-	-	-	-	-
M39012/69BX015	0	SMB	S	R	T	B	P	94-RG179	-	-	-	-	-	-	-	-	-	-	-	-	-	-	-
M39012/69-X016	0	SMB	S	R	T	C	P	I	-	-	-	-	-	-	-	-	/5-01 (/5-01)	/5-03 (/5-33)	B (B)	0.400 0.360	0.210 0.190	0.340 0.300	-
M39012/69-X017	0	SMB	S	R	T	C	P	IIa	-	-	-	-	-	-	-	-	/5-01 (/5-01)	/5-03 (/5-35)	A (B)	0.400 0.360	0.210 0.190	0.340 0.300	-
M39012/69-X101	4	SMB	S	R	T	A	P	I	-	-	-	-	-	-	-	-	-	-	-	-	-	-	-
M39012/69-X102	4	SMB	S	R	T	A	P	II	-	-	-	-	-	-	-	-	-	-	-	-	-	-	-
M39012/69-X103	0	SMB	S	R	T	A	P	I	-	-	-	-	-	-	-	-	-	-	-	-	-	-	-
M39012/69-X104	0	SMB	S	R	T	A	P	II	-	-	-	-	-	-	-	-	-	-	-	-	-	-	-
M39012/70-X001	4	SMB	P	S	T	C	R	I	-	-	-	-	-	-	-	-	/5-01 (/5-01)	/5-03 (/5-33)	B (B)	0.629 0.589	0.244 0.224	0.536 0.496	-
M39012/70-X002	4	SMB	P	S	T	C	R	IIa	-	-	-	-	-	-	-	-	/5-01 (/5-01)	/5-03 (/5-35)	A (B)	0.629 0.589	0.244 0.224	0.536 0.496	-
M39012/70-X003 (M39012/70-X001)	0	SMB	P	S	T	A	R	I	-	-	-	-	-	-	-	-	-	-	-	-	-	-	-
M39012/70-X004 (M39012/70-X002)	0	SMB	P	S	T	A	R	II	-	-	-	-	-	-	-	-	-	-	-	-	-	-	-
M39012/70BX008 (M39012/70-X008) (M39012/70-X005)	0	SMB	P	S	T	B	R	93-RG178 169-00001	-	-	-	-	-	-	-	-	-	-	-	-	-	-	-
M39012/70BX009 (M39012/70-X009) (M39012/70-X006)	0	SMB	P	S	T	B	R	113-RG316 172-00001 119-RG174 173-00001	-	-	-	-	-	-	-	-	-	-	-	-	-	-	-
M39012/70BX010 (M39012/70-X010) (M39012/70-X007)	0	SMB	P	S	T	B	R	94-RG179	-	-	-	-	-	-	-	-	-	-	-	-	-	-	-
M39012/70-X011	0	SMB	P	S	T	C	R	I	-	-	-	-	-	-	-	-	/5-01 (/5-01)	/5-03 (/5-33)	B (B)	0.629 0.589	0.244 0.224	0.536 0.496	-
M39012/70-X012	0	SMB	P	S	T	C	R	IIa	-	-	-	-	-	-	-	-	/5-01 (/5-01)	/5-03 (/5-35)	A (B)	0.629 0.589	0.244 0.224	0.536 0.496	-
M39012/70BX013	0	SMB	P	S	T	B	R	93-RG178 169-00001	-	-	-	-	-	-	-	-	-	-	-	-	-	-	-

MIL-HDBK-1646
APPENDIX C

TABLE C-I. Connector, contact, tool information for M39012 connectors - Continued.

CONNECTOR									CENTER CONTACT TERMINATION (M39012/X)					SHIELD CONTACT TERMINATION (M39012/X)			STRIP LENGTH (IN INCHES)						
PART NUMBER [1/] (SUPERSEDED)	PLATING [1/] [2/]	SERIES	CONTACT TYPE [3/]	FORM [4/]	COUPLING [5/]	CATEGORY [6/]	MATING	COMPATIBLE CABLE GROUP (TABLE C-III OR M17/X) [7/]	MAINTENANCE REPLACEMENTS FOR CATEGORY B [6/]	PART NUMBER	INNER COLOR BAND [8/]	OUTER COLOR BAND [8/]	CRIMP TOOL (M22520/X)			PART NUMBER	CRIMP TOOL (M22520/X)			ENTIRE LENGTH	EXPOSED SHIELD	EXPOSED SHIELD AND DIELECTRIC	EXPOSED CONDUCTOR
													TOOL	POSITIONER / LOCATOR / DIE	SETTING		TOOL	POSITIONER / LOCATOR / DIE	SETTING				
M39012/70BX014	0	SMB	P	S	T	B	R	113-RG316 172-00001 119-RG174 173-00001	-	-	-	-	-	-	-	-	-	-	-	-	-	-	-
M39012/70BX015	0	SMB	P	S	T	B	R	94-RG179	-	-	-	-	-	-	-	-	-	-	-	-	-	-	-
M39012/70-X016	0	SMB	P	S	T	C	R	I	-	-	-	-	-	-	-	-	/5-01 (/5-01)	/5-03 (/5-33)	B (B)	0.629 0.589	0.244 0.224	0.536 0.496	-
M39012/70-X017	0	SMB	P	S	T	C	R	IIa	-	-	-	-	-	-	-	-	/5-01 (/5-01)	/5-03 (/5-35)	A (B)	0.629 0.589	0.244 0.224	0.536 0.496	-
M39012/70-X101	4	SMB	P	S	T	A	R	I	-	-	-	-	-	-	-	-	-	-	-	-	-	-	-
M39012/70-X102	4	SMB	P	S	T	A	R	II	-	-	-	-	-	-	-	-	-	-	-	-	-	-	-
M39012/70-X103	0	SMB	P	S	T	A	R	I	-	-	-	-	-	-	-	-	-	-	-	-	-	-	-
M39012/70-X104	0	SMB	P	S	T	A	R	II	-	-	-	-	-	-	-	-	-	-	-	-	-	-	-
M39012/71-X001	0	SMB	P	S	T	-	R	UNCABLED	-	-	-	-	-	-	-	-	-	-	-	-	-	-	-
M39012/71-X002	0	SMB	P	S	T	-	R	UNCABLED	-	-	-	-	-	-	-	-	-	-	-	-	-	-	-
M39012/71-X003	0	SMB	P	S	T	-	R	UNCABLED	-	-	-	-	-	-	-	-	-	-	-	-	-	-	-
M39012/71-X004	0	SMB	P	S	T	-	R	UNCABLED	-	-	-	-	-	-	-	-	-	-	-	-	-	-	-
M39012/73-X001	4	SMC	S	S	T	C	P	I	-	-	-	-	-	-	-	-	/5-01 (/5-01)	/5-03 (/5-33)	B (B)	0.629 0.589	0.244 0.224	0.536 0.496	-
M39012/73-X002	4	SMC	S	S	T	C	P	IIa	-	-	-	-	-	-	-	-	/5-01 (/5-01)	/5-03 (/5-35)	A (B)	0.629 0.589	0.244 0.224	0.536 0.496	-
M39012/73-X003 (M39012/73-X001)	0	SMC	S	S	T	A	P	I	-	-	-	-	-	-	-	-	-	-	-	-	-	-	-
M39012/73-X004 (M39012/73-X002)	0	SMC	S	S	T	A	P	II	-	-	-	-	-	-	-	-	-	-	-	-	-	-	-
M39012/73BX008 (M39012/73-X008) (M39012/73-X005)	0	SMC	S	S	T	B	P	93-RG178 169-00001	-	-	-	-	-	-	-	-	-	-	-	-	-	-	-
M39012/73BX009 (M39012/73-X009) (M39012/73-X006)	0	SMC	S	S	T	B	P	113-RG316 172-00001 119-RG174 173-00001	-	-	-	-	-	-	-	-	-	-	-	-	-	-	-
M39012/73BX010 (M39012/73-X010) (M39012/73-X007)	0	SMC	S	S	T	B	P	94-RG179	-	-	-	-	-	-	-	-	-	-	-	-	-	-	-
M39012/73-X011	0	SMC	S	S	T	C	P	I	-	-	-	-	-	-	-	-	/5-01 (/5-01)	/5-03 (/5-33)	B (B)	0.629 0.589	0.244 0.224	0.536 0.496	-
M39012/73-X012	0	SMC	S	S	T	C	P	IIa	-	-	-	-	-	-	-	-	/5-01 (/5-01)	/5-03 (/5-35)	A (B)	0.629 0.589	0.244 0.224	0.536 0.496	-

MIL-HDBK-1646

APPENDIX C

TABLE C-I. Connector, contact, tool information for M39012 connectors - Continued.

CONNECTOR									CENTER CONTACT TERMINATION (M39012/X)						SHIELD CONTACT TERMINATION (M39012/X)				STRIP LENGTH (IN INCHES)				
PART NUMBER [1/] (SUPERSEDED)	PLATING [1/] [2/]	SERIES	CONTACT TYPE [3/]	FORM [4/]	COUPLING [5/]	CATEGORY [6/]	MATING	COMPATIBLE CABLE GROUP (TABLE C-III OR M17/X) [7/]	MAINTENANCE REPLACEMENTS FOR CATEGORY B [6/]	PART NUMBER	INNER COLOR BAND [8/]	OUTER COLOR BAND [8/]	CRIMP TOOL (M22520/X)			PART NUMBER	CRIMP TOOL (M22520/X)			ENTIRE LENGTH	EXPOSED SHIELD	EXPOSED SHIELD AND DIELECTRIC	EXPOSED CONDUCTOR
													TOOL	POSITIONER / LOCATOR / DIE	SETTING		TOOL	POSITIONER / LOCATOR / DIE	SETTING				
M39012/73BX013	0	SMC	S	S	T	B	P	93-RG178 169-00001	-	-	-	-	-	-	-	-	-	-	-	-	-	-	-
M39012/73BX014	0	SMC	S	S	T	B	P	113-RG316 172-00001 119-RG174 173-00001	-	-	-	-	-	-	-	-	-	-	-	-	-	-	-
M39012/73BX015	0	SMC	S	S	T	B	P	94-RG179	-	-	-	-	-	-	-	-	-	-	-	-	-	-	-
M39012/73-X016	0	SMC	S	S	T	C	P	I	-	-	-	-	-	-	-	/5-01 (/5-01)	/5-03 (/5-33)	B (B)	0.629 0.589	0.244 0.224	0.536 0.496	-	
M39012/73-X017	0	SMC	S	S	T	C	P	IIa	-	-	-	-	-	-	-	/5-01 (/5-01)	/5-03 (/5-35)	A (B)	0.629 0.589	0.244 0.224	0.536 0.496	-	
M39012/73-X101	4	SMC	S	S	T	A	P	I	-	-	-	-	-	-	-	-	-	-	-	-	-	-	-
M39012/73-X102	4	SMC	S	S	T	A	P	II	-	-	-	-	-	-	-	-	-	-	-	-	-	-	-
M39012/73-X103	0	SMC	S	S	T	A	P	I	-	-	-	-	-	-	-	-	-	-	-	-	-	-	-
M39012/73-X104	0	SMC	S	S	T	A	P	II	-	-	-	-	-	-	-	-	-	-	-	-	-	-	-
M39012/74-X001	4	SMB	P	S	T	C	R	I	-	-	-	-	-	-	-	/5-01 (/5-01)	/5-03 (/5-33)	B (B)	0.629 0.589	0.244 0.224	0.536 0.496	-	
M39012/74-X002	4	SMB	P	S	T	C	R	IIa	-	-	-	-	-	-	-	/5-01 (/5-01)	/5-03 (/5-35)	A (B)	0.629 0.589	0.244 0.224	0.536 0.496	-	
M39012/74-X003 (M39012/74-X001)	0	SMC	P	S	T	A	P	I	-	-	-	-	-	-	-	-	-	-	-	-	-	-	-
M39012/74-X004 (M39012/74-X002)	0	SMC	P	S	T	A	P	II	-	-	-	-	-	-	-	-	-	-	-	-	-	-	-
M39012/74BX008 (M39012/74-X008) (M39012/74-X005)	0	SMC	P	S	T	B	P	93-RG178 169-00001	-	-	-	-	-	-	-	-	-	-	-	-	-	-	-
M39012/74BX009 (M39012/74-X009) (M39012/74-X006)	0	SMC	P	S	T	B	P	113-RG316 172-00001 119-RG174 173-00001	-	-	-	-	-	-	-	-	-	-	-	-	-	-	-
M39012/74BX010 (M39012/74-X010) (M39012/74-X007)	0	SMC	P	S	T	B	P	94-RG179	-	-	-	-	-	-	-	-	-	-	-	-	-	-	-
M39012/74-X011	0	SMB	P	S	T	C	R	I	-	-	-	-	-	-	-	/5-01 (/5-01)	/5-03 (/5-33)	B (B)	0.629 0.589	0.244 0.224	0.536 0.496	-	
M39012/74-X012	0	SMB	P	S	T	C	R	IIa	-	-	-	-	-	-	-	/5-01 (/5-01)	/5-03 (/5-35)	A (B)	0.629 0.589	0.244 0.224	0.536 0.496	-	
M39012/74-X013	0	SMB	P	S	T	C	R	95-RG180	-	-	-	-	-	-	-	/5-01 (/5-01) (/5-01)	/5-05 (/5-09) (/5-41)	B (A) (B)	0.629 0.589	0.244 0.224	0.536 0.496	-	

MIL-HDBK-1646
APPENDIX C

TABLE C-I. Connector, contact, tool information for M39012 connectors - Continued.

CONNECTOR									CENTER CONTACT TERMINATION (M39012/X)						SHIELD CONTACT TERMINATION (M39012/X)				STRIP LENGTH (IN INCHES)					
PART NUMBER [1/] (SUPERSEDED)	PLATING [1/] [2/]	SERIES	CONTACT TYPE [3/]	FORM [4/]	COUPLING [5/]	CATEGORY [6/]	MATING	COMPATIBLE CABLE GROUP (TABLE C-III OR M17/X) [7/]	MAINTENANCE REPLACEMENTS FOR CATEGORY B [6/]	PART NUMBER	INNER COLOR BAND [8/]	OUTER COLOR BAND [8/]	CRIMP TOOL (M22520/X)			PART NUMBER	CRIMP TOOL (M22520/X)			ENTIRE LENGTH	EXPOSED SHIELD	EXPOSED SHIELD AND DIELECTRIC	EXPOSED CONDUCTOR	
													TOOL	POSITIONER / LOCATOR /DIE	SETTING		TOOL	POSITIONER / LOCATOR /DIE	SETTING					
M39012/74BX014	0	SMC	P	S	T	B	P	93-RG178 169-00001	-	-	-	-	-	-	-	-	-	-	-	-	-	-	-	-
M39012/74BX015	0	SMC	P	S	T	B	P	113-RG316 172-00001 119-RG174 173-00001	-	-	-	-	-	-	-	-	-	-	-	-	-	-	-	-
M39012/74-X017	0	SMB	P	S	T	C	R	I	-	-	-	-	-	-	-	-	/5-01 (/5-01)	/5-03 (/5-33)	B (B)	0.629 0.589	0.244 0.224	0.536 0.496	-	
M39012/74-X018	0	SMB	P	S	T	C	R	IIa	-	-	-	-	-	-	-	-	/5-01 (/5-01)	/5-03 (/5-35)	A (B)	0.629 0.589	0.244 0.224	0.536 0.496	-	
M39012/74-X101	4	SMC	P	S	T	A	P	I	-	-	-	-	-	-	-	-	-	-	-	-	-	-	-	-
M39012/74-X102	4	SMC	P	S	T	A	P	II	-	-	-	-	-	-	-	-	-	-	-	-	-	-	-	-
M39012/74-X103	0	SMC	P	S	T	A	P	I	-	-	-	-	-	-	-	-	-	-	-	-	-	-	-	-
M39012/74-X104	0	SMC	P	S	T	A	P	II	-	-	-	-	-	-	-	-	-	-	-	-	-	-	-	-
M39012/74-X105	0	SMC	P	S	T	A	P	95-RG180	-	-	-	-	-	-	-	-	-	-	-	-	-	-	-	-
M39012/75-X001	4	SMB	S	R	T	C	P	I	-	-	-	-	-	-	-	-	/5-01 (/5-01)	/5-03 (/5-33)	B (B)	0.400 0.360	0.210 0.190	0.340 0.300	-	
M39012/75-X002	4	SMB	S	R	T	C	P	IIa	-	-	-	-	-	-	-	-	/5-01 (/5-01)	/5-03 (/5-35)	A (B)	0.400 0.360	0.210 0.190	0.340 0.300	-	
M39012/75-X003 (M39012/75-X001)	0	SMC	S	R	T	A	P	I	-	-	-	-	-	-	-	-	-	-	-	-	-	-	-	-
M39012/75-X004 (M39012/75-X002)	0	SMC	S	R	T	A	P	II	-	-	-	-	-	-	-	-	-	-	-	-	-	-	-	-
M39012/75BX008 (M39012/75-X008) (M39012/75-X005)	0	SMB	S	R	T	B	P	93-RG178 169-00001	-	-	-	-	-	-	-	-	-	-	-	-	-	-	-	-
M39012/75BX009 (M39012/75-X009) (M39012/75-X006)	0	SMB	S	R	T	B	P	113-RG316 172-00001 119-RG174 173-00001	-	-	-	-	-	-	-	-	-	-	-	-	-	-	-	-
M39012/75BX010 (M39012/75-X010) (M39012/75-X007)	0	SMB	S	R	T	B	P	94-RG179	-	-	-	-	-	-	-	-	-	-	-	-	-	-	-	-
M39012/75-X011	0	SMB	S	R	T	C	P	I	-	-	-	-	-	-	-	-	/5-01 (/5-01)	/5-03 (/5-33)	B (B)	0.400 0.360	0.210 0.190	0.340 0.300	-	
M39012/75-X012	0	SMB	S	R	T	C	P	IIa	-	-	-	-	-	-	-	-	/5-01 (/5-01)	/5-03 (/5-35)	A (B)	0.400 0.360	0.210 0.190	0.340 0.300	-	
M39012/75-X013	0	SMB	S	R	T	C	P	95-RG180	-	-	-	-	-	-	-	-	/5-01 (/5-01) (/5-01)	/5-05 (/5-09) (/5-41)	B (A) (B)	0.400 0.360	0.210 0.190	0.340 0.300	-	

MIL-HDBK-1646

APPENDIX C

TABLE C-I. Connector, contact, tool information for M39012 connectors - Continued.

CONNECTOR									CENTER CONTACT TERMINATION (M39012/X)						SHIELD CONTACT TERMINATION (M39012/X)			STRIP LENGTH (IN INCHES)					
PART NUMBER [1/] (SUPERSEDED)	PLATING [1/] [2/]	SERIES	CONTACT TYPE [3/]	FORM [4/]	COUPLING [5/]	CATEGORY [6/]	MATING	COMPATIBLE CABLE GROUP (TABLE C-III OR M17/X) [7/]	MAINTENANCE REPLACEMENTS FOR CATEGORY B [6/]	PART NUMBER	INNER COLOR BAND [8/]	OUTER COLOR BAND [8/]	CRIMP TOOL (M22520/X)			PART NUMBER	CRIMP TOOL (M22520/X)			ENTIRE LENGTH	EXPOSED SHIELD	EXPOSED SHIELD AND DIELECTRIC	EXPOSED CONDUCTOR
													TOOL	POSITIONER / LOCATOR / DIE	SETTING		TOOL	POSITIONER / LOCATOR / DIE	SETTING				
M39012/75BX014	0	SMB	S	R	T	B	P	93-RG178 169-00001	-	-	-	-	-	-	-	-	-	-	-	-	-	-	-
M39012/75BX015	0	SMB	S	R	T	B	P	113-RG316 172-00001 119-RG174 173-00001	-	-	-	-	-	-	-	-	-	-	-	-	-	-	-
M39012/75BX016	0	SMB	S	R	T	B	P	94-RG179	-	-	-	-	-	-	-	-	-	-	-	-	-	-	-
M39012/75-X017	0	SMB	S	R	T	C	P	I	-	-	-	-	-	-	-	/5-01 (/5-01)	/5-03 (/5-33)	B (B)	0.400 0.360	0.210 0.190	0.340 0.300	-	
M39012/75-X018	0	SMB	S	R	T	C	P	IIa	-	-	-	-	-	-	-	/5-01 (/5-01)	/5-03 (/5-35)	A (B)	0.400 0.360	0.210 0.190	0.340 0.300	-	
M39012/75-X101	4	SMC	S	R	T	A	P	I	-	-	-	-	-	-	-	-	-	-	-	-	-	-	-
M39012/75-X102	4	SMC	S	R	T	A	P	II	-	-	-	-	-	-	-	-	-	-	-	-	-	-	-
M39012/75-X103	0	SMC	S	R	T	A	P	I	-	-	-	-	-	-	-	-	-	-	-	-	-	-	-
M39012/75-X104	0	SMC	S	R	T	A	P	II	-	-	-	-	-	-	-	-	-	-	-	-	-	-	-
M39012/75-X105	0	SMC	S	R	T	A	P	95-RG180	-	-	-	-	-	-	-	-	-	-	-	-	-	-	-
M39012/76-X001	4	SMC	P	S	T	C	R	I	-	-	-	-	-	-	-	/5-01 (/5-01)	/5-03 (/5-33)	B (B)	0.629 0.589	0.244 0.224	0.536 0.496	-	
M39012/76-X002	4	SMC	P	S	T	C	R	IIa	-	-	-	-	-	-	-	/5-01 (/5-01)	/5-03 (/5-35)	A (B)	0.629 0.589	0.244 0.224	0.536 0.496	-	
M39012/76-X003 (M39012/74-X001)	0	SMC	P	S	T	A	R	I	-	-	-	-	-	-	-	-	-	-	-	-	-	-	-
M39012/76-X004 (M39012/74-X002)	0	SMC	P	S	T	A	R	II	-	-	-	-	-	-	-	-	-	-	-	-	-	-	-
M39012/76BX008 (M39012/76-X008) (M39012/76-X005)	0	SMC	P	S	T	B	R	93-RG178 169-00001	-	-	-	-	-	-	-	-	-	-	-	-	-	-	-
M39012/76BX009 (M39012/76-X009) (M39012/76-X006)	0	SMC	P	S	T	B	R	113-RG316 172-00001 119-RG174 173-00001	-	-	-	-	-	-	-	-	-	-	-	-	-	-	-
M39012/76BX010 (M39012/76-X010) (M39012/76-X007)	0	SMC	P	S	T	B	R	94-RG179	-	-	-	-	-	-	-	-	-	-	-	-	-	-	-
M39012/76-X011	0	SMC	P	S	T	C	R	I	-	-	-	-	-	-	-	/5-01 (/5-01)	/5-03 (/5-33)	B (B)	0.629 0.589	0.244 0.224	0.536 0.496	-	
M39012/76-X012	0	SMC	P	S	T	C	R	IIa	-	-	-	-	-	-	-	/5-01 (/5-01)	/5-03 (/5-35)	A (B)	0.629 0.589	0.244 0.224	0.536 0.496	-	
M39012/76BX013	0	SMC	P	S	T	B	R	93-RG178 169-00001	-	-	-	-	-	-	-	-	-	-	-	-	-	-	-

MIL-HDBK-1646

APPENDIX C

TABLE C-I. Connector, contact, tool information for M39012 connectors - Continued.

CONNECTOR										CENTER CONTACT TERMINATION (M39012/X)						SHIELD CONTACT TERMINATION (M39012/X)			STRIP LENGTH (IN INCHES)				
PART NUMBER [1/] (SUPERSEDED)	PLATING [1/] [2/]	SERIES	CONTACT TYPE [3/]	FORM [4/]	COUPLING [5/]	CATEGORY [6/]	MATING	COMPATIBLE CABLE GROUP (TABLE C-III OR M17/X) [7/]	MAINTENANCE REPLACEMENTS FOR CATEGORY B [6/]	PART NUMBER	INNER COLOR BAND [8/]	OUTER COLOR BAND [8/]	CRIMP TOOL (M22520/X)			PART NUMBER	CRIMP TOOL (M22520/X)			ENTIRE LENGTH	EXPOSED SHIELD	EXPOSED SHIELD AND DIELECTRIC	EXPOSED CONDUCTOR
													TOOL	POSITIONER / LOCATOR /DIE	SETTING		TOOL	POSITIONER / LOCATOR /DIE	SETTING				
M39012/76-X013	0	SMC	P	S	T	C	R	95-RG180	-	-	-	-	-	-	-	-	/5-01 (/5-01) (/5-01)	/5-05 (/5-09) (/5-41)	B (A) (B)	0.629 0.589	0.244 0.224	0.536 0.496	-
M39012/76BX014	0	SMC	P	S	T	B	R	113-RG316 172-00001 119-RG174 173-00001	-	-	-	-	-	-	-	-	-	-	-	-	-	-	-
M39012/76BX015	0	SMC	P	S	T	B	R	94-RG179	-	-	-	-	-	-	-	-	-	-	-	-	-	-	-
M39012/76-X017	0	SMC	P	S	T	C	R	I	-	-	-	-	-	-	-	-	/5-01 (/5-01)	/5-03 (/5-33)	B (B)	0.629 0.589	0.244 0.224	0.536 0.496	-
M39012/76-X018	0	SMC	P	S	T	C	R	IIa	-	-	-	-	-	-	-	-	/5-01 (/5-01)	/5-03 (/5-35)	A (B)	0.629 0.589	0.244 0.224	0.536 0.496	-
M39012/76-X101	4	SMC	P	S	T	A	R	I	-	-	-	-	-	-	-	-	-	-	-	-	-	-	-
M39012/76-X102	4	SMC	P	S	T	A	R	II	-	-	-	-	-	-	-	-	-	-	-	-	-	-	-
M39012/76-X103	0	SMC	P	S	T	A	R	I	-	-	-	-	-	-	-	-	-	-	-	-	-	-	-
M39012/76-X104	0	SMC	P	S	T	A	R	II	-	-	-	-	-	-	-	-	-	-	-	-	-	-	-
M39012/76-X105	0	SMC	P	S	T	A	R	95-RG180	-	-	-	-	-	-	-	-	-	-	-	-	-	-	-
M39012/77-X001	0	SMC	P	S	T	-	R	UNCABLED	-	-	-	-	-	-	-	-	-	-	-	-	-	-	-
M39012/77-X002	0	SMC	P	S	T	-	R	UNCABLED	-	-	-	-	-	-	-	-	-	-	-	-	-	-	-
M39012/77-X003	0	SMC	P	S	T	-	R	UNCABLED	-	-	-	-	-	-	-	-	-	-	-	-	-	-	-
M39012/77-X004	0	SMC	P	S	T	-	R	UNCABLED	-	-	-	-	-	-	-	-	-	-	-	-	-	-	-
M39012/79BX001 (M39012/79-X001)	3	SMA	P	S	T	B	P	133-RG405	-	-	-	-	-	-	-	-	-	-	-	-	-	-	-
M39012/79BX002 (M39012/79-X002)	3	SMA	P	S	T	B	P	130-RG402	-	-	-	-	-	-	-	-	-	-	-	-	-	-	-
M39012/79BX003 (M39012/79-X801) (M39012/79-X803) (M39012/79-X003) (M39012/79-X001)	3, 4	SMA	P	S	T	B	P	133-RG405	-	-	-	-	-	-	-	-	-	-	-	-	-	-	-
M39012/79BX004 (M39012/79-X802) (M39012/79-X804) (M39012/79-X004) (M39012/79-X002)	3, 4	SMA	P	S	T	B	P	130-RG402	-	-	-	-	-	-	-	-	-	-	-	-	-	-	-
M39012/79-X007 (M39012/79-X807) (M39012/79-X005)	3, 4	SMA	P	S	T	E	P	133-RG405	-	-	-	-	-	-	-	KIT NUMBER: OMNI SPECTRA T-200, AMPHENOL 901-2500, OR EQUIVALENT.			-	-	-	0.075 0.065	

MIL-HDBK-1646

APPENDIX C

TABLE C-I. Connector, contact, tool information for M39012 connectors - Continued.

CONNECTOR									CENTER CONTACT TERMINATION (M39012/X)						SHIELD CONTACT TERMINATION (M39012/X)			STRIP LENGTH (IN INCHES)					
PART NUMBER [1/] (SUPERSEDED)	PLATING [1/] [2/]	SERIES	CONTACT TYPE [3/]	FORM [4/]	COUPLING [5/]	CATEGORY [6/]	MATING	COMPATIBLE CABLE GROUP (TABLE C-III OR M17/X) [7/]	MAINTENANCE REPLACEMENTS FOR CATEGORY B [6/]	PART NUMBER	INNER COLOR BAND [8/]	OUTER COLOR BAND [8/]	CRIMP TOOL (M22520/X)			PART NUMBER	CRIMP TOOL (M22520/X)			ENTIRE LENGTH	EXPOSED SHIELD	EXPOSED SHIELD AND DIELECTRIC	EXPOSED CONDUCTOR
													TOOL	POSITIONER / LOCATOR /DIE	SETTING		TOOL	POSITIONER / LOCATOR /DIE	SETTING				
M39012/79-X008 (M39012/79-X808) (M39012/79-X006)	3, 4	SMA	P	S	T	E	P	130-RG402	-	-	-	-	-	-	-	KIT NUMBER: OMNI SPECTRA T-200, AMPHENOL 901-2500, OR EQUIVALENT.			-	-	-	0.090 0.080	
M39012/79-X009	3, 4	SMA	P	S	T	A	P	133-RG405	-	-	-	-	-	-	-	-	-	-	-	-	-	-	-
M39012/79-X010	3, 4	SMA	P	S	T	A	P	130-RG402	-	-	-	-	-	-	-	-	-	-	-	-	-	-	-
M39012/79-X011 (84149SSGA)	3, 4	SMA	P	S	T	E	P	133-RG405	-	-	-	-	-	-	-	KIT NUMBER: OMNI SPECTRA T-200, AMPHENOL 901-2500, OR EQUIVALENT.			-	-	-	0.075 0.065	
M39012/79-X012 (84149SSG)	3, 4	SMA	P	S	T	E	P	130-RG402	-	-	-	-	-	-	-	KIT NUMBER: OMNI SPECTRA T-200, AMPHENOL 901-2500, OR EQUIVALENT.			-	-	-	0.090 0.080	
M39012/79BX101 (M39012/79-X101)	3	SMA	P	S	T	B	P	133-RG405	-	-	-	-	-	-	-	-	-	-	-	-	-	-	-
M39012/79BX102 (M39012/79-X102)	3	SMA	P	S	T	B	P	130-RG402	-	-	-	-	-	-	-	-	-	-	-	-	-	-	-
M39012/79BX103 (M39012/79-X103) (M39012/79-X101)	3, 4	SMA	P	S	T	B	P	133-RG405	-	-	-	-	-	-	-	-	-	-	-	-	-	-	-
M39012/79BX104 (M39012/79-X104) (M39012/79-X102)	3, 4	SMA	P	S	T	B	P	130-RG402	-	-	-	-	-	-	-	-	-	-	-	-	-	-	-
M39012/79-X107 (M39012/79-X105)	3, 4	SMA	P	S	T	E	P	133-RG405	-	-	-	-	-	-	-	KIT NUMBER: OMNI SPECTRA T-200, AMPHENOL 901-2500, OR EQUIVALENT.			-	-	-	0.075 0.065	
M39012/79-X108 (M39012/79-X106)	3, 4	SMA	P	S	T	E	P	130-RG402	-	-	-	-	-	-	-	KIT NUMBER: OMNI SPECTRA T-200, AMPHENOL 901-2500, OR EQUIVALENT.			-	-	-	0.090 0.080	
M39012/79-X109	3, 4	SMA	P	S	T	A	P	133-RG405	-	-	-	-	-	-	-	-	-	-	-	-	-	-	-
M39012/79-X110	3, 4	SMA	P	S	T	A	P	130-RG402	-	-	-	-	-	-	-	-	-	-	-	-	-	-	-
M39012/79-X111	3, 4	SMA	P	S	T	E	P	133-RG405	-	-	-	-	-	-	-	KIT NUMBER: OMNI SPECTRA T-200, AMPHENOL 901-2500, OR EQUIVALENT.			-	-	-	0.075 0.065	

MIL-HDBK-1646
APPENDIX C

TABLE C-I. Connector, contact, tool information for M39012 connectors - Continued.

CONNECTOR										CENTER CONTACT TERMINATION (M39012/X)					SHIELD CONTACT TERMINATION (M39012/X)				STRIP LENGTH (IN INCHES)				
PART NUMBER [1/] (SUPERSEDED)	PLATING [1/] [2/]	SERIES	CONTACT TYPE [3/]	FORM [4/]	COUPLING [5/]	CATEGORY [6/]	MATING	COMPATIBLE CABLE GROUP (TABLE C-III OR M17/X) [7/]	MAINTENANCE REPLACEMENTS FOR CATEGORY B [6/]	PART NUMBER	INNER COLOR BAND [8/]	OUTER COLOR BAND [8/]	CRIMP TOOL (M22520/X)			PART NUMBER	CRIMP TOOL (M22520/X)			ENTIRE LENGTH	EXPOSED SHIELD	EXPOSED SHIELD AND DIELECTRIC	EXPOSED CONDUCTOR
													TOOL	POSITIONER / LOCATOR / DIE	SETTING		TOOL	POSITIONER / LOCATOR / DIE	SETTING				
M39012/79-X112	3, 4	SMA	P	S	T	E	P	130-RG402	-	-	-	-	-	-	-	KIT NUMBER: OMNI SPECTRA T-200, AMPHENOL 901-2500, OR EQUIVALENT.			-	-	-	0.090 0.080	
M39012/79-X207	3, 4	SMA	P	S	T	F	P	133-RG405	-	-	-	-	-	-	-	-	/36-01 (/36-01) (/36-01)	/36-04 (/36-02 + /36-18) (/36-02 + /36-20)	- (-) (-)	-	-	-	0.075 0.065
M39012/79-X208	3, 4	SMA	P	S	T	F	P	130-RG402	-	-	-	-	-	-	-	-	/36-01 (/36-01) (/36-01)	/36-04 (/36-03 + /36-18) (/36-03 + /36-20)	- (-) (-)	-	-	-	0.090 0.080
M39012/79-X210	3, 4	SMA	P	S	T	F	P	130-RG402	-	-	-	-	-	-	-	-	/5-01 (/5-01)	/5-05 (/5-41)	B (B)	-	-	-	0.090 0.080
M39012/79-X211	3, 4	SMA	P	S	T	F	P	133-RG405	-	-	-	-	-	-	-	-	/36-01	/36-02 + /36-20	-	-	-	-	0.075 0.065
M39012/79-X212	3, 4	SMA	P	S	T	F	P	130-RG402	-	-	-	-	-	-	-	-	/36-01	/36-03 + /36-20	-	-	-	-	0.090 0.080
M39012/79-X213	3, 4	SMA	P	S	T	F	P	133-RG405	-	-	-	-	-	-	-	-	/5-01 (/5-01)	/5-05 (/5-41)	B (B)	-	-	-	0.075 0.065
M39012/79-X307	3, 4	SMA	P	S	T	F	P	133-RG405	-	-	-	-	-	-	-	-	/36-01 (/36-01) (/36-01)	/36-02 + /36-04 (/36-02 + /36-18) (/36-02 + /36-20)	- (-) (-)	-	-	-	0.075 0.065
M39012/79-X308	3, 4	SMA	P	S	T	F	P	130-RG402	-	-	-	-	-	-	-	-	/36-01 (/36-01) (/36-01)	/36-04 (/36-03 + /36-18) (/36-03 + /36-20)	- (-) (-)	-	-	-	0.090 0.080
M39012/79-X310	3, 4	SMA	P	S	T	F	P	130-RG402	-	-	-	-	-	-	-	-	/5-01 (/5-01)	/5-05 (/5-41)	B (B)	-	-	-	0.090 0.080
M39012/79-X311	3, 4	SMA	P	S	T	F	P	133-RG405	-	-	-	-	-	-	-	-	/36-01	/36-02 + /36-20	-	-	-	-	0.075 0.065

MIL-HDBK-1646

APPENDIX C

TABLE C-I. Connector, contact, tool information for M39012 connectors - Continued.

CONNECTOR										CENTER CONTACT TERMINATION (M39012/X)						SHIELD CONTACT TERMINATION (M39012/X)			STRIP LENGTH (IN INCHES)					
PART NUMBER [1/] (SUPERSEDED)	PLATING [1/] [2/]	SERIES	CONTACT TYPE [3/]	FORM [4/]	COUPLING [5/]	CATEGORY [6/]	MATING	COMPATIBLE CABLE GROUP (TABLE C-III OR M17/X) [7/]	MAINTENANCE REPLACEMENTS FOR CATEGORY B [6/]	PART NUMBER	INNER COLOR BAND [8/]	OUTER COLOR BAND [8/]	CRIMP TOOL (M22520/X)			PART NUMBER	CRIMP TOOL (M22520/X)			ENTIRE LENGTH	EXPOSED SHIELD	EXPOSED SHIELD AND DIELECTRIC	EXPOSED CONDUCTOR	
													TOOL	POSITIONER / LOCATOR /DIE	SETTING		TOOL	POSITIONER / LOCATOR /DIE	SETTING					
M39012/79-X312	3, 4	SMA	P	S	T	F	P	130-RG402	-	-	-	-	-	-	-	/36-01	/36-03 + /36-20	-	-	-	-	-	-	0.090 0.080
M39012/79-X313	3, 4	SMA	P	S	T	F	P	133-RG405	-	-	-	-	-	-	-	/5-01 (/5-01)	/5-05 (/5-41)	B (B)	-	-	-	-	-	0.075 0.065
M39012/80BX001 (M39012/80-X001)	3	SMA	P	R	T	B	P	133-RG405	-	-	-	-	-	-	-	-	-	-	-	-	-	-	-	-
M39012/80BX002 (M39012/80-X002)	3	SMA	P	R	T	B	P	130-RG402	-	-	-	-	-	-	-	-	-	-	-	-	-	-	-	-
M39012/80BX003 (M39012/80-X801) (M39012/80-X803)	3, 4	SMA	P	R	T	B	P	133-RG405	-	-	-	-	-	-	-	-	-	-	-	-	-	-	-	-
M39012/80BX004 (M39012/80-X802) (M39012/80-X804)	3, 4	SMA	P	R	T	B	P	130-RG402	-	-	-	-	-	-	-	-	-	-	-	-	-	-	-	-
M39012/80-X005	3	SMA	P	R	T	E	P	133-RG405	-	-	-	-	-	-	-	KIT NUMBER: OMNI SPECTRA T-200, AMPHENOL 901-2500, OR EQUIVALENT.			-	-	-	-	0.075 0.065	
M39012/80-X006	3	SMA	P	R	T	E	P	130-RG402	-	-	-	-	-	-	-	KIT NUMBER: OMNI SPECTRA T-200, AMPHENOL 901-2500, OR EQUIVALENT.			-	-	-	-	0.090 0.080	
M39012/80-X007 (M39012/80-X805) (M39012/80-X807)	3, 4	SMA	P	R	T	E	P	133-RG405	-	-	-	-	-	-	-	KIT NUMBER: OMNI SPECTRA T-200, AMPHENOL 901-2500, OR EQUIVALENT.			-	-	-	-	0.075 0.065	
M39012/80-X008 (M39012/80-X806) (M39012/80-X808)	3, 4	SMA	P	R	T	E	P	130-RG402	-	-	-	-	-	-	-	KIT NUMBER: OMNI SPECTRA T-200, AMPHENOL 901-2500, OR EQUIVALENT.			-	-	-	-	0.090 0.080	
M39012/80-X009	3, 4	SMA	P	R	T	A	P	133-RG405	-	-	-	-	-	-	-	-	-	-	-	-	-	-	-	-
M39012/80-X010	3, 4	SMA	P	R	T	A	P	130-RG402	-	-	-	-	-	-	-	-	-	-	-	-	-	-	-	-
M39012/80-X011 (85037SSGA)	3, 4	SMA	P	R	T	E	P	133-RG405	-	-	-	-	-	-	-	KIT NUMBER: OMNI SPECTRA T-200, AMPHENOL 901-2500, OR EQUIVALENT.			-	-	-	-	0.075 0.065	
M39012/80-X012 (85037SSG)	3, 4	SMA	P	R	T	E	P	130-RG402	-	-	-	-	-	-	-	KIT NUMBER: OMNI SPECTRA T-200, AMPHENOL 901-2500, OR EQUIVALENT.			-	-	-	-	0.090 0.080	

MIL-HDBK-1646
APPENDIX C

TABLE C-I. Connector, contact, tool information for M39012 connectors - Continued.

CONNECTOR									CENTER CONTACT TERMINATION (M39012/X)						SHIELD CONTACT TERMINATION (M39012/X)			STRIP LENGTH (IN INCHES)						
PART NUMBER [1/] (SUPERSEDED)	PLATING [1/] [2/]	SERIES	CONTACT TYPE [3/]	FORM [4/]	COUPLING [5/]	CATEGORY [6/]	MATING	COMPATIBLE CABLE GROUP (TABLE C-III OR M17/X) [7/]	MAINTENANCE REPLACEMENTS FOR CATEGORY B [6/]	PART NUMBER	INNER COLOR BAND [8/]	OUTER COLOR BAND [8/]	CRIMP TOOL (M22520/X)			PART NUMBER	CRIMP TOOL (M22520/X)			ENTIRE LENGTH	EXPOSED SHIELD	EXPOSED SHIELD AND DIELECTRIC	EXPOSED CONDUCTOR	
													TOOL	POSITIONER / LOCATOR / DIE	SETTING		TOOL	POSITIONER / LOCATOR / DIE	SETTING					
M39012/80BX101 (M39012/80-X101)	3	SMA	P	R	T	B	P	133-RG405	-	-	-	-	-	-	-	-	-	-	-	-	-	-	-	-
M39012/80BX102 (M39012/80-X102)	3	SMA	P	R	T	B	P	130-RG402	-	-	-	-	-	-	-	-	-	-	-	-	-	-	-	-
M39012/80BX103 (M39012/80-X103) (M39012/80-X101)	3, 4	SMA	P	R	T	B	P	133-RG405	-	-	-	-	-	-	-	-	-	-	-	-	-	-	-	-
M39012/80BX104 (M39012/80-X104) (M39012/80-X102)	3, 4	SMA	P	R	T	B	P	130-RG402	-	-	-	-	-	-	-	-	-	-	-	-	-	-	-	-
M39012/80-X105	3	SMA	P	R	T	E	P	133-RG405	-	-	-	-	-	-	-	KIT NUMBER: OMNI SPECTRA T-200, AMPHENOL 901-2500, OR EQUIVALENT.			-	-	-	0.075 0.065		
M39012/80-X106	3	SMA	P	R	T	E	P	130-RG402	-	-	-	-	-	-	-	KIT NUMBER: OMNI SPECTRA T-200, AMPHENOL 901-2500, OR EQUIVALENT.			-	-	-	0.090 0.080		
M39012/80-X107	3, 4	SMA	P	R	T	E	P	133-RG405	-	-	-	-	-	-	-	KIT NUMBER: OMNI SPECTRA T-200, AMPHENOL 901-2500, OR EQUIVALENT.			-	-	-	0.075 0.065		
M39012/80-X108	3, 4	SMA	P	R	T	E	P	130-RG402	-	-	-	-	-	-	-	KIT NUMBER: OMNI SPECTRA T-200, AMPHENOL 901-2500, OR EQUIVALENT.			-	-	-	0.090 0.080		
M39012/80-X109	3, 4	SMA	P	R	T	A	P	133-RG405	-	-	-	-	-	-	-	-	-	-	-	-	-	-	-	
M39012/80-X110	3, 4	SMA	P	R	T	A	P	130-RG402	-	-	-	-	-	-	-	-	-	-	-	-	-	-	-	
M39012/80-X111	3, 4	SMA	P	R	T	E	P	133-RG405	-	-	-	-	-	-	-	KIT NUMBER: OMNI SPECTRA T-200, AMPHENOL 901-2500, OR EQUIVALENT.			-	-	-	0.075 0.065		
M39012/80-X112	3, 4	SMA	P	R	T	E	P	130-RG402	-	-	-	-	-	-	-	KIT NUMBER: OMNI SPECTRA T-200, AMPHENOL 901-2500, OR EQUIVALENT.			-	-	-	0.090 0.080		
M39012/80-X207	3, 4	SMA	P	R	T	F	P	133-RG405	-	-	-	-	-	-	-	-	/36-01 (/36-01)	/36-02 + /36-15 (/36-02 + /36-21)	- (-)	-	-	-	0.075 0.065	

MIL-HDBK-1646
APPENDIX C

TABLE C-I. Connector, contact, tool information for M39012 connectors - Continued.

CONNECTOR										CENTER CONTACT TERMINATION (M39012/X)						SHIELD CONTACT TERMINATION (M39012/X)				STRIP LENGTH (IN INCHES)			
PART NUMBER [1/] (SUPERSEDED)	PLATING [1/] [2/]	SERIES	CONTACT TYPE [3/]	FORM [4/]	COUPLING [5/]	CATEGORY [6/]	MATING	COMPATIBLE CABLE GROUP (TABLE C-III OR M17/X) [7/]	MAINTENANCE REPLACEMENTS FOR CATEGORY B [6/]	PART NUMBER	INNER COLOR BAND [8/]	OUTER COLOR BAND [8/]	CRIMP TOOL (M22520/X)			PART NUMBER	CRIMP TOOL (M22520/X)			ENTIRE LENGTH	EXPOSED SHIELD	EXPOSED SHIELD AND DIELECTRIC	EXPOSED CONDUCTOR
													TOOL	POSITIONER / LOCATOR / DIE	SETTING		TOOL	POSITIONER / LOCATOR / DIE	SETTING				
M39012/80-X208	3, 4	SMA	P	R	T	F	P	130-RG402	-	-	-	-	-	-	-	-	/36-01 (/36-01)	/36-03 + /36-15 (/36-03 + /36-21)	- (-)	-	-	-	0.090 0.080
M39012/80-X210	3, 4	SMA	P	R	T	F	P	130-RG402	-	-	-	-	-	-	-	-	/5-01 (/5-01)	/5-05 (/5-41)	B (B)	-	-	-	0.090 0.080
M39012/80-X211	3, 4	SMA	P	R	T	F	P	133-RG405	-	-	-	-	-	-	-	-	/36-01 (/36-01)	/36-02 + /36-15 (/36-02 + /36-21)	- (-)	-	-	-	0.075 0.065
M39012/80-X212	3, 4	SMA	P	R	T	F	P	130-RG402	-	-	-	-	-	-	-	-	/36-01 (/36-01)	/36-03 + /36-15 (/36-03 + /36-21)	- (-)	-	-	-	0.090 0.080
M39012/80-X213	3, 4	SMA	P	R	T	F	P	133-RG405	-	-	-	-	-	-	-	-	/5-01 (/5-01)	/5-05 (/5-41)	B (B)	-	-	-	0.075 0.065
M39012/80-X307	3, 4	SMA	P	R	T	F	P	133-RG405	-	-	-	-	-	-	-	-	/36-01 (/36-01)	/36-02 + /36-15 (/36-02 + /36-21)	- (-)	-	-	-	0.075 0.065
M39012/80-X308	3, 4	SMA	P	R	T	F	P	130-RG402	-	-	-	-	-	-	-	-	/36-01 (/36-01)	/36-03 + /36-15 (/36-03 + /36-21)	- (-)	-	-	-	0.090 0.080
M39012/80-X310	3, 4	SMA	P	R	T	F	P	130-RG402	-	-	-	-	-	-	-	-	/5-01 (/5-01)	/5-05 (/5-41)	B (B)	-	-	-	0.090 0.080
M39012/80-X311	3, 4	SMA	P	R	T	F	P	133-RG405	-	-	-	-	-	-	-	-	/36-01 (/36-01)	/36-02 + /36-15 (/36-02 + /36-21)	- (-)	-	-	-	0.075 0.065
M39012/80-X312	3, 4	SMA	P	R	T	F	P	130-RG402	-	-	-	-	-	-	-	-	/36-01 (/36-01)	/36-03 + /36-15 (/36-03 + /36-21)	- (-)	-	-	-	0.090 0.080
M39012/80-X313	3, 4	SMA	P	R	T	F	P	133-RG405	-	-	-	-	-	-	-	-	/5-01 (/5-01)	/5-05 (/5-41)	B (B)	-	-	-	0.075 0.065
M39012/81B3001 [11/] (M39012/81-3001)	3	SMA	S	S	T	B	P	133-RG405	-	-	-	-	-	-	-	-	-	-	-	-	-	-	-
M39012/81B3002 [11/] (M39012/81-3002)	3	SMA	S	S	T	B	P	130-RG402	-	-	-	-	-	-	-	-	-	-	-	-	-	-	-

MIL-HDBK-1646
APPENDIX C

TABLE C-I. Connector, contact, tool information for M39012 connectors - Continued.

CONNECTOR										CENTER CONTACT TERMINATION (M39012/X)						SHIELD CONTACT TERMINATION (M39012/X)				STRIP LENGTH (IN INCHES)			
PART NUMBER [1/] (SUPERSEDED)	PLATING [1/] [2/]	SERIES	CONTACT TYPE [3/]	FORM [4/]	COUPLING [5/]	CATEGORY [6/]	MATING	COMPATIBLE CABLE GROUP (TABLE C-III OR M17/X) [7/]	MAINTENANCE REPLACEMENTS FOR CATEGORY B [6/]	PART NUMBER	INNER COLOR BAND [8/]	OUTER COLOR BAND [8/]	CRIMP TOOL (M22520/X)			PART NUMBER	CRIMP TOOL (M22520/X)			ENTIRE LENGTH	EXPOSED SHIELD	EXPOSED SHIELD AND DIELECTRIC	EXPOSED CONDUCTOR
													TOOL	POSITIONER / LOCATOR / DIE	SETTING		TOOL	POSITIONER / LOCATOR / DIE	SETTING				
M39012/81B3003 [11/] (M39012/81-3003) (M39012/81-3801) (M39012/81-3803)	3, 4	SMA	S	S	T	B	P	133-RG405	-	-	-	-	-	-	-	-	-	-	-	-	-	-	-
M39012/81B4003 [11/] (M39012/81-4001) (M39012/81-4003) (M39012/81-4801) (M39012/81-4803)	4	SMA	S	S	T	B	P	133-RG405	-	-	-	-	-	-	-	-	-	-	-	-	-	-	-
M39012/81B3004 [11/] (M39012/81-3004) (M39012/81-3802) (M39012/81-3804)	3, 4	SMA	S	S	T	B	P	130-RG402	-	-	-	-	-	-	-	-	-	-	-	-	-	-	-
M39012/81B4004 [11/] (M39012/81-4002) (M39012/81-4004) (M39012/81-4802) (M39012/81-4804)	4	SMA	S	S	T	B	P	130-RG402	-	-	-	-	-	-	-	-	-	-	-	-	-	-	-
M39012/81-X005 [11/]	3	SMA	S	S	T	E	P	133-RG405	-	-	-	-	-	-	-	KIT NUMBER: OMNI SPECTRA T-200, AMPHENOL 901-2500, OR EQUIVALENT.			-	-	-	0.075 0.065	
M39012/81-X006 [11/]	3	SMA	S	S	T	E	P	130-RG402	-	-	-	-	-	-	-	KIT NUMBER: OMNI SPECTRA T-200, AMPHENOL 901-2500, OR EQUIVALENT.			-	-	-	0.090 0.080	
M39012/81-X007 [11/] (M39012/81-X805) (M39012/81-X807)	3, 4	SMA	S	S	T	E	P	133-RG405	-	-	-	-	-	-	-	KIT NUMBER: OMNI SPECTRA T-200, AMPHENOL 901-2500, OR EQUIVALENT.			-	-	-	0.075 0.065	
M39012/81-X008 [11/] (M39012/81-X806) (M39012/81-X808)	3, 4	SMA	S	S	T	E	P	130-RG402	-	-	-	-	-	-	-	KIT NUMBER: OMNI SPECTRA T-200, AMPHENOL 901-2500, OR EQUIVALENT.			-	-	-	0.090 0.080	
M39012/81-X009 [11/]	3, 4	SMA	S	S	T	A	P	133-RG405	-	-	-	-	-	-	-	-	-	-	-	-	-	-	-
M39012/81-X010 [11/]	3, 4	SMA	S	S	T	A	P	130-RG402	-	-	-	-	-	-	-	-	-	-	-	-	-	-	-
M39012/81-X011 [11/]	3, 4	SMA	S	S	T	E	P	133-RG405	-	-	-	-	-	-	-	KIT NUMBER: OMNI SPECTRA T-200, AMPHENOL 901-2500, OR EQUIVALENT.			-	-	-	0.075 0.065	

MIL-HDBK-1646
APPENDIX C

TABLE C-I. Connector, contact, tool information for M39012 connectors - Continued.

CONNECTOR										CENTER CONTACT TERMINATION (M39012/X)						SHIELD CONTACT TERMINATION (M39012/X)			STRIP LENGTH (IN INCHES)				
PART NUMBER [1/] (SUPERSEDED)	PLATING [1/] [2/]	SERIES	CONTACT TYPE [3/]	FORM [4/]	COUPLING [5/]	CATEGORY [6/]	MATING	COMPATIBLE CABLE GROUP (TABLE C-III OR M17/X) [7/]	MAINTENANCE REPLACEMENTS FOR CATEGORY B [6/]	PART NUMBER	INNER COLOR BAND [8/]	OUTER COLOR BAND [8/]	CRIMP TOOL (M22520/X)			PART NUMBER	CRIMP TOOL (M22520/X)			ENTIRE LENGTH	EXPOSED SHIELD	EXPOSED SHIELD AND DIELECTRIC	EXPOSED CONDUCTOR
													TOOL	POSITIONER / LOCATOR / DIE	SETTING		TOOL	POSITIONER / LOCATOR / DIE	SETTING				
M39012/81-X012 [11/]	3, 4	SMA	S	S	T	E	P	130-RG402	-	-	-	-	-	-	-	KIT NUMBER: OMNI SPECTRA T-200, AMPHENOL 901-2500, OR EQUIVALENT.			-	-	-	0.090 0.080	
M39012/81-X207 [11/]	3, 4	SMA	S	S	T	F	P	133-RG405	-	-	-	-	-	-	-	-	/36-01 (/36-01) (/36-01)	/36-02 + /36-05 (/36-02 + /36-17) (/36-02 + /36-22)	- (-) (-)	-	-	-	0.075 0.065
M39012/81-X207 [11/]																							
M39012/81-X208 [11/]	3, 4	SMA	S	S	T	F	P	130-RG402	-	-	-	-	-	-	-	-	/36-01 (/36-01) (/36-01)	/36-03 + /36-05 (/36-03 + /36-17) (/36-03 + /36-22)	- (-) (-)	-	-	-	0.090 0.080
M39012/81-X210 [11/]	3, 4	SMA	S	S	T	F	P	130-RG402	-	-	-	-	-	-	-	-	/5-01 (/5-01)	/5-05 (/5-41)	B (B)	-	-	-	0.090 0.080
M39012/81-X211 [11/]	3, 4	SMA	S	S	T	F	P	133-RG405	-	-	-	-	-	-	-	-	/36-01 (/36-01) (/36-01)	/36-02 + /36-05 (/36-02 + /36-17) (/36-02 + /36-22)	- (-) (-)	-	-	-	0.075 0.065
M39012/81-X212 [11/]	3, 4	SMA	S	S	T	F	P	130-RG402	-	-	-	-	-	-	-	-	/36-01 (/36-01) (/36-01)	/36-03 + /36-05 (/36-03 + /36-17) (/36-03 + /36-22)	- (-) (-)	-	-	-	0.090 0.080
M39012/81-X213 [11/]	3, 4	SMA	S	S	T	F	P	133-RG405	-	-	-	-	-	-	-	-	/5-01 (/5-01)	/5-05 (/5-41)	B (B)	-	-	-	0.075 0.065
M39012/82B3001 [11/] (M39012/82-3001)	3	SMA	S	S	T	B	R	133-RG405	-	-	-	-	-	-	-	-	-	-	-	-	-	-	-
M39012/82B3002 [11/] (M39012/82-3002)	3	SMA	S	S	T	B	R	130-RG402	-	-	-	-	-	-	-	-	-	-	-	-	-	-	-
M39012/82B3003 [11/] (M39012/82-3003) (M39012/82-3801) (M39012/82-3803)	3, 4	SMA	S	S	T	B	R	133-RG405	-	-	-	-	-	-	-	-	-	-	-	-	-	-	-

MIL-HDBK-1646
APPENDIX C

TABLE C-I. Connector, contact, tool information for M39012 connectors - Continued.

CONNECTOR										CENTER CONTACT TERMINATION (M39012/X)						SHIELD CONTACT TERMINATION (M39012/X)				STRIP LENGTH (IN INCHES)			
PART NUMBER [1/] (SUPERSEDED)	PLATING [1/] [2/]	SERIES	CONTACT TYPE [3/]	FORM [4/]	COUPLING [5/]	CATEGORY [6/]	MATING	COMPATIBLE CABLE GROUP (TABLE C-III OR M17/X) [7/]	MAINTENANCE REPLACEMENTS FOR CATEGORY B [6/]	PART NUMBER	INNER COLOR BAND [8/]	OUTER COLOR BAND [8/]	CRIMP TOOL (M22520/X)			PART NUMBER	CRIMP TOOL (M22520/X)			ENTIRE LENGTH	EXPOSED SHIELD	EXPOSED SHIELD AND DIELECTRIC	EXPOSED CONDUCTOR
													TOOL	POSITIONER / LOCATOR / DIE	SETTING		TOOL	POSITIONER / LOCATOR / DIE	SETTING				
M39012/82B4003 [11/] (M39012/82-4001) (M39012/82-4003) (M39012/82-4801) (M39012/82-4803)	3, 4	SMA	S	S	T	B	R	133-RG405	-	-	-	-	-	-	-	-	-	-	-	-	-	-	-
M39012/82B3004 [11/] (M39012/82-3004) (M39012/82-3802) (M39012/82-3804)	3, 4	SMA	S	S	T	B	R	130-RG402	-	-	-	-	-	-	-	-	-	-	-	-	-	-	-
M39012/82B4004 [11/] (M39012/82-4002) (M39012/82-4004) (M39012/82-4802) (M39012/82-4804)	3, 4	SMA	S	S	T	B	R	130-RG402	-	-	-	-	-	-	-	-	-	-	-	-	-	-	-
M39012/82-X005 [11/]	3	SMA	S	S	T	E	R	133-RG405	-	-	-	-	-	-	-	KIT NUMBER: OMNI SPECTRA T-200, AMPHENOL 901-2500, OR EQUIVALENT.			-	-	-	0.075 0.065	
M39012/82-X006 [11/]	3	SMA	S	S	T	E	R	130-RG402	-	-	-	-	-	-	-	KIT NUMBER: OMNI SPECTRA T-200, AMPHENOL 901-2500, OR EQUIVALENT.			-	-	-	0.090 0.080	
M39012/82-X007 [11/] (M39012/82-X805) (M39012/82-X807)	3, 4	SMA	S	S	T	E	R	133-RG405	-	-	-	-	-	-	-	KIT NUMBER: OMNI SPECTRA T-200, AMPHENOL 901-2500, OR EQUIVALENT.			-	-	-	0.075 0.065	
M39012/82-X008 [11/] (M39012/82-X806) (M39012/82-X808)	3, 4	SMA	S	S	T	E	R	130-RG402	-	-	-	-	-	-	-	KIT NUMBER: OMNI SPECTRA T-200, AMPHENOL 901-2500, OR EQUIVALENT.			-	-	-	0.090 0.080	
M39012/82-X009 [11/]	3, 4	SMA	S	S	T	A	R	133-RG405	-	-	-	-	-	-	-	-	-	-	-	-	-	-	
M39012/82-X010 [11/]	3, 4	SMA	S	S	T	A	R	130-RG402	-	-	-	-	-	-	-	-	-	-	-	-	-	-	
M39012/82-X011 [11/]	3, 4	SMA	S	S	T	E	R	133-RG405	-	-	-	-	-	-	-	KIT NUMBER: OMNI SPECTRA T-200, AMPHENOL 901-2500, OR EQUIVALENT.			-	-	-	0.075 0.065	
M39012/82-X012 [11/]	3, 4	SMA	S	S	T	E	R	130-RG402	-	-	-	-	-	-	-	KIT NUMBER: OMNI SPECTRA T-200, AMPHENOL 901-2500, OR EQUIVALENT.			-	-	-	0.090 0.080	

MIL-HDBK-1646
APPENDIX C

TABLE C-I. Connector, contact, tool information for M39012 connectors - Continued.

CONNECTOR										CENTER CONTACT TERMINATION (M39012/X)						SHIELD CONTACT TERMINATION (M39012/X)				STRIP LENGTH (IN INCHES)			
PART NUMBER [1/] (SUPERSEDED)	PLATING [1/] [2/]	SERIES	CONTACT TYPE [3/]	FORM [4/]	COUPLING [5/]	CATEGORY [6/]	MATING	COMPATIBLE CABLE GROUP (TABLE C-III OR M17/X) [7/]	MAINTENANCE REPLACEMENTS FOR CATEGORY B [6/]	PART NUMBER	INNER COLOR BAND [8/]	OUTER COLOR BAND [8/]	CRIMP TOOL (M22520/X)			PART NUMBER	CRIMP TOOL (M22520/X)			ENTIRE LENGTH	EXPOSED SHIELD	EXPOSED SHIELD AND DIELECTRIC	EXPOSED CONDUCTOR
													TOOL	POSITIONER / LOCATOR / DIE	SETTING		TOOL	POSITIONER / LOCATOR / DIE	SETTING				
M39012/82-X207 [11/]	3, 4	SMA	S	S	T	F	R	133-RG405	-	-	-	-	-	-	-	/36-01 (/36-01) (/36-01)	/36-02 + /36-05 (/36-02 + /36-17) (/36-02 + /36-22)	- (-) (-)	-	-	-	-	0.075 0.065
M39012/82-X208 [11/]	3, 4	SMA	S	S	T	F	R	130-RG402	-	-	-	-	-	-	-	/36-01 (/36-01) (/36-01)	/36-03 + /36-05 (/36-03 + /36-17) (/36-03 + /36-22)	- (-) (-)	-	-	-	-	0.090 0.080
M39012/82-X210 [11/]	3, 4	SMA	S	S	T	F	R	130-RG402	-	-	-	-	-	-	-	/5-01 (/5-01)	/5-05 (/5-41)	B (B)	-	-	-	-	0.090 0.080
M39012/82-X211 [11/]	3, 4	SMA	S	S	T	F	R	133-RG405	-	-	-	-	-	-	-	/36-01 (/36-01) (/36-01)	/36-02 + /36-05 (/36-02 + /36-17) (/36-02 + /36-22)	- (-) (-)	-	-	-	-	0.075 0.065
M39012/82-X212 [11/]	3, 4	SMA	S	S	T	F	R	130-RG402	-	-	-	-	-	-	-	/36-01 (/36-01) (/36-01)	/36-03 + /36-05 (/36-03 + /36-17) (/36-03 + /36-22)	- (-) (-)	-	-	-	-	0.090 0.080
M39012/82-X213 [11/]	3, 4	SMA	S	S	T	F	R	133-RG405	-	-	-	-	-	-	-	/36-01 (/36-01) (/36-01)	/36-02 + /36-05 (/36-02 + /36-17) (/36-02 + /36-22)	- (-) (-)	-	-	-	-	0.075 0.065
M39012/82-X214 [11/]	3, 4	SMA	S	S	T	F	R	130-RG402	-	-	-	-	-	-	-	/36-01 (/36-01) (/36-01)	/36-03 + /36-05 (/36-03 + /36-17) (/36-03 + /36-22)	- (-) (-)	-	-	-	-	0.090 0.080
M39012/82-X215 [11/]	3, 4	SMA	S	S	T	F	R	133-RG405	-	-	-	-	-	-	-	/5-01 (/5-01)	/5-05 (/5-41)	B (B)	-	-	-	-	0.075 0.065

MIL-HDBK-1646
APPENDIX C

TABLE C-I. Connector, contact, tool information for M39012 connectors - Continued.

CONNECTOR										CENTER CONTACT TERMINATION (M39012/X)						SHIELD CONTACT TERMINATION (M39012/X)			STRIP LENGTH (IN INCHES)				
PART NUMBER [1/] (SUPERSEDED)	PLATING [1/] [2/]	SERIES	CONTACT TYPE [3/]	FORM [4/]	COUPLING [5/]	CATEGORY [6/]	MATING	COMPATIBLE CABLE GROUP (TABLE C-III OR M17/X) [7/]	MAINTENANCE REPLACEMENTS FOR CATEGORY B [6/]	PART NUMBER	INNER COLOR BAND [8/]	OUTER COLOR BAND [8/]	CRIMP TOOL (M22520/X)			PART NUMBER	CRIMP TOOL (M22520/X)			ENTIRE LENGTH	EXPOSED SHIELD	EXPOSED SHIELD AND DIELECTRIC	EXPOSED CONDUCTOR
													TOOL	POSITIONER / LOCATOR / DIE	SETTING		TOOL	POSITIONER / LOCATOR / DIE	SETTING				
M39012/82-X216 [11/]	3, 4	SMA	S	S	T	F	R	133-RG405	-	-	-	-	-	-	-	-	/5-01 (/5-01)	/5-05 (/5-41)	B (B)	-	-	-	0.075 0.065
M39012/83B3001 [11/] (M39012/83-3001)	3	SMA	S	S	T	B	P	133-RG405	-	-	-	-	-	-	-	-	-	-	-	-	-	-	-
M39012/83B3002 [11/] (M39012/83-3002)	3	SMA	S	S	T	B	P	130-RG402	-	-	-	-	-	-	-	-	-	-	-	-	-	-	-
M39012/83B3003 [11/] (M39012/83-3003) (M39012/83-3801) (M39012/83-3803)	3, 4	SMA	S	S	T	B	P	133-RG405	-	-	-	-	-	-	-	-	-	-	-	-	-	-	-
M39012/83B4003 [11/] (M39012/83-4001) (M39012/83-4003) (M39012/83-4801) (M39012/83-4803)	3, 4	SMA	S	S	T	B	P	133-RG405	-	-	-	-	-	-	-	-	-	-	-	-	-	-	-
M39012/83B3004 [11/] (M39012/83-3004) (M39012/83-3802) (M39012/83-3804)	3, 4	SMA	S	S	T	B	P	130-RG402	-	-	-	-	-	-	-	-	-	-	-	-	-	-	-
M39012/83B4004 [11/] (M39012/83-4002) (M39012/83-4004) (M39012/83-4802) (M39012/83-4804)	3, 4	SMA	S	S	T	B	P	130-RG402	-	-	-	-	-	-	-	-	-	-	-	-	-	-	-
M39012/83-X005 [11/]	3	SMA	S	S	T	E	P	133-RG405	-	-	-	-	-	-	-	KIT NUMBER: OMNI SPECTRA T-200, AMPHENOL 901-2500, OR EQUIVALENT.			-	-	-	0.075 0.065	
M39012/83-X006 [11/]	3	SMA	S	S	T	E	P	130-RG402	-	-	-	-	-	-	-	KIT NUMBER: OMNI SPECTRA T-200, AMPHENOL 901-2500, OR EQUIVALENT.			-	-	-	0.090 0.080	
M39012/83-3007 [11/] (M39012/83-3805) (M39012/83-3807)	3, 4	SMA	S	S	T	E	P	133-RG405	-	-	-	-	-	-	-	KIT NUMBER: OMNI SPECTRA T-200, AMPHENOL 901-2500, OR EQUIVALENT.			-	-	-	0.075 0.065	
M39012/83-4007 [11/] (M39012/83-4005) (M39012/83-4805) (M39012/83-4807)	3, 4	SMA	S	S	T	E	P	133-RG405	-	-	-	-	-	-	-	KIT NUMBER: OMNI SPECTRA T-200, AMPHENOL 901-2500, OR EQUIVALENT.			-	-	-	0.075 0.065	

MIL-HDBK-1646
APPENDIX C

TABLE C-I. Connector, contact, tool information for M39012 connectors - Continued.

CONNECTOR										CENTER CONTACT TERMINATION (M39012/X)					SHIELD CONTACT TERMINATION (M39012/X)				STRIP LENGTH (IN INCHES)				
PART NUMBER [1/] (SUPERSEDED)	PLATING [1/] [2/]	SERIES	CONTACT TYPE [3/]	FORM [4/]	COUPLING [5/]	CATEGORY [6/]	MATING	COMPATIBLE CABLE GROUP (TABLE C-III OR M17/X) [7/]	MAINTENANCE REPLACEMENTS FOR CATEGORY B [6/]	PART NUMBER	INNER COLOR BAND [8/]	OUTER COLOR BAND [8/]	CRIMP TOOL (M22520/X)			PART NUMBER	CRIMP TOOL (M22520/X)			ENTIRE LENGTH	EXPOSED SHIELD	EXPOSED SHIELD AND DIELECTRIC	EXPOSED CONDUCTOR
													TOOL	POSITIONER / LOCATOR / DIE	SETTING		TOOL	POSITIONER / LOCATOR / DIE	SETTING				
M39012/83-3008 [11/] (M39012/83-3806) (M39012/83-3808)	3, 4	SMA	S	S	T	E	P	130-RG402	-	-	-	-	-	-	-	KIT NUMBER: OMNI SPECTRA T-200, AMPHENOL 901-2500, OR EQUIVALENT.			-	-	-	0.090 0.080	
M39012/83-4008 [11/] (M39012/83-3006) (M39012/83-4806) (M39012/83-4808)	3, 4	SMA	S	S	T	E	P	130-RG402	-	-	-	-	-	-	-	KIT NUMBER: OMNI SPECTRA T-200, AMPHENOL 901-2500, OR EQUIVALENT.			-	-	-	0.090 0.080	
M39012/83-X009 [11/]	3, 4	SMA	S	S	T	A	P	133-RG405	-	-	-	-	-	-	-	-	-	-	-	-	-	-	0.075 0.065
M39012/83-X010 [11/]	3, 4	SMA	S	S	T	A	P	130-RG402	-	-	-	-	-	-	-	-	-	-	-	-	-	-	0.090 0.080
M39012/83-X011 [11/]	3, 4	SMA	S	S	T	E	P	133-RG405	-	-	-	-	-	-	-	KIT NUMBER: OMNI SPECTRA T-200, AMPHENOL 901-2500, OR EQUIVALENT.			-	-	-	0.075 0.065	
M39012/83-X012 [11/]	3, 4	SMA	S	S	T	E	P	130-RG402	-	-	-	-	-	-	-	KIT NUMBER: OMNI SPECTRA T-200, AMPHENOL 901-2500, OR EQUIVALENT.			-	-	-	0.090 0.080	
M39012/83-X207 [11/]	3, 4	SMA	S	S	T	F	P	133-RG405	-	-	-	-	-	-	-	-	/36-01 (/36-01) (/36-01)	/36-02 + /36-05 (/36-02 + /36-17) (/36-02 + /36-22)	- (-) (-)	-	-	-	0.075 0.065
M39012/83-X208 [11/]	3, 4	SMA	S	S	T	F	P	130-RG402	-	-	-	-	-	-	-	-	/36-01 (/36-01) (/36-01)	/36-03 + /36-05 (/36-03 + /36-17) (/36-03 + /36-22)	- (-) (-)	-	-	-	0.090 0.080
M39012/83-X210 [11/]	3, 4	SMA	S	S	T	F	P	130-RG402	-	-	-	-	-	-	-	-	/5-01 (/5-01)	/5-05 (/5-41)	B (B)	-	-	-	0.090 0.080
M39012/83-X211 [11/]	3, 4	SMA	S	S	T	F	P	133-RG405	-	-	-	-	-	-	-	-	/36-01 (/36-01) (/36-01)	/36-02 + /36-05 (/36-02 + /36-17) (/36-02 + /36-22)	- (-) (-)	-	-	-	0.075 0.065

MIL-HDBK-1646
APPENDIX C

TABLE C-I. Connector, contact, tool information for M39012 connectors - Continued.

CONNECTOR										CENTER CONTACT TERMINATION (M39012/X)						SHIELD CONTACT TERMINATION (M39012/X)			STRIP LENGTH (IN INCHES)				
PART NUMBER [1/] (SUPERSEDED)	PLATING [1/] [2/]	SERIES	CONTACT TYPE [3/]	FORM [4/]	COUPLING [5/]	CATEGORY [6/]	MATING	COMPATIBLE CABLE GROUP (TABLE C-III OR M17/X) [7/]	MAINTENANCE REPLACEMENTS FOR CATEGORY B [6/]	PART NUMBER	INNER COLOR BAND [8/]	OUTER COLOR BAND [8/]	CRIMP TOOL (M22520/X)			PART NUMBER	CRIMP TOOL (M22520/X)			ENTIRE LENGTH	EXPOSED SHIELD	EXPOSED SHIELD AND DIELECTRIC	EXPOSED CONDUCTOR
													TOOL	POSITIONER / LOCATOR / DIE	SETTING		TOOL	POSITIONER / LOCATOR / DIE	SETTING				
M39012/83-X212 [11/]	3, 4	SMA	S	S	T	F	P	130-RG402	-	-	-	-	-	-	-	-	/36-01 (/36-01) (/36-01)	/36-03 + /36-05 (/36-03 + /36-17) (/36-03 + /36-22)	- (-) (-)	-	-	-	0.090 0.080
M39012/83-X213 [11/]	3, 4	SMA	S	S	T	F	P	133-RG405	-	-	-	-	-	-	-	-	/5-01 (/5-01)	/5-05 (/5-41)	B (B)	-	-	-	0.075 0.065
M39012/84-X001 [9/]	0	QSC	P	R	T	A	P	2-RG6 112-RG304 171-00001 73-RG212 162-00001	-	-	-	-	-	-	-	-	-	-	-	-	-	-	-
M39012/84-X002 [9/]	0	QSC	P	R	T	A	P	74-RG213 163-00001 75-RG214 164-00001 77-RG216 RG225	-	-	-	-	-	-	-	-	-	-	-	-	-	-	-
M39012/84-X003 [9/]	0	QSC	P	R	T	A	P	78-RG217 165-00001	-	-	-	-	-	-	-	-	-	-	-	-	-	-	-
M39012/84-X004 [9/]	0	QSC	P	R	T	A	P	72-RG211 161-00001	-	-	-	-	-	-	-	-	-	-	-	-	-	-	-
M39012/84-X005 [9/]	0	QSC	P	R	T	A	P	79-RG218 166-00001	-	-	-	-	-	-	-	-	-	-	-	-	-	-	-
M39012/84BX006 [9/] (M39012/84-X006)	0	QSC	P	R	T	B	P	112-RG304 171-00001	-	-	-	-	-	-	-	-	-	-	-	-	-	-	-
M39012/84BX007 [9/] (M39012/84-X007)	0	QSC	P	R	T	B	P	173-RG212 162-00001	-	-	-	-	-	-	-	-	-	-	-	-	-	-	-
M39012/84BX008 [9/] (M39012/84-X008)	0	QSC	P	R	T	B	P	74-RG213 163-00001	-	-	-	-	-	-	-	-	-	-	-	-	-	-	-
M39012/84BX009 [9/] (M39012/84-X009)	0	QSC	P	R	T	B	P	75-RG214 164-00001	-	-	-	-	-	-	-	-	-	-	-	-	-	-	-
M39012/84BX010 [9/] (M39012/84-X010)	0	QSC	P	R	T	B	P	RG225	-	-	-	-	-	-	-	-	-	-	-	-	-	-	-
M39012/84BX011 [9/] (M39012/84-X011)	0	QSC	P	R	T	B	P	6-RG11	-	-	-	-	-	-	-	-	-	-	-	-	-	-	-
M39012/84BX012 [9/] (M39012/84-X012)	0	QSC	P	R	T	B	P	65-RG165 159-00001	-	-	-	-	-	-	-	-	-	-	-	-	-	-	-
M39012/84-X013 [9/]	0	QSC	P	R	T	C	P	112-RG304 171-00001	-	-	-	-	-	-	-	-	/5-01 (/5-01)	/5-35 (/5-55)	A (A)	0.697 0.677	0.416 0.396	0.510 0.490	0.187 REF

MIL-HDBK-1646
APPENDIX C

TABLE C-I. Connector, contact, tool information for M39012 connectors - Continued.

CONNECTOR									CENTER CONTACT TERMINATION (M39012/X)						SHIELD CONTACT TERMINATION (M39012/X)			STRIP LENGTH (IN INCHES)					
PART NUMBER [1/] (SUPERSEDED)	PLATING [1/] [2/]	SERIES	CONTACT TYPE [3/]	FORM [4/]	COUPLING [5/]	CATEGORY [6/]	MATING	COMPATIBLE CABLE GROUP (TABLE C-III OR M17/X) [7/]	MAINTENANCE REPLACEMENTS FOR CATEGORY B [6/]	PART NUMBER	INNER COLOR BAND [8/]	OUTER COLOR BAND [8/]	CRIMP TOOL (M22520/X)			PART NUMBER	CRIMP TOOL (M22520/X)			ENTIRE LENGTH	EXPOSED SHIELD	EXPOSED SHIELD AND DIELECTRIC	EXPOSED CONDUCTOR
													TOOL	POSITIONER / LOCATOR /DIE	SETTING		TOOL	POSITIONER / LOCATOR /DIE	SETTING				
M39012/84-X014 [9/]	0	QSC	P	R	T	C	P	173-RG212 162-00001	-	-	-	-	-	-	-	-	/5-01 (/5-01)	/5-35 (/5-55)	A (A)	0.697 0.677	0.416 0.396	0.510 0.490	0.187 REF
M39012/84-X015 [9/]	0	QSC	P	R	T	C	P	74-RG213 164-00001	-	-	-	-	-	-	-	-	/5-01	/5-61	A	0.697 0.677	0.416 0.396	0.510 0.490	0.187 REF
M39012/84-X016 [9/]	0	QSC	P	R	T	C	P	75-RG214 164-00001	-	-	-	-	-	-	-	-	/5-01	/5-61	A	0.697 0.677	0.416 0.396	0.510 0.490	0.187 REF
M39012/84-X017 [9/]	0	QSC	P	R	T	C	P	RG225	-	-	-	-	-	-	-	-	/5-01	/5-61	A	0.697 0.677	0.416 0.396	0.510 0.490	0.187 REF
M39012/84-X018 [9/]	0	QSC	P	R	T	C	P	6-RG11	-	-	-	-	-	-	-	-	/5-01	/5-61	A	0.697 0.677	0.416 0.396	0.510 0.490	0.187 REF
M39012/84-X019 [9/]	0	QSC	P	R	T	C	P	65-RG165 159-00001	-	-	-	-	-	-	-	-	/5-01	/5-61	A	0.697 0.677	0.416 0.396	0.510 0.490	0.187 REF
M39012/85-X001 [9/]	0	QSC	S	S	T	A	R	2-RG6 112-RG304 171-00001 73-RG212 162-00001	-	-	-	-	-	-	-	-	-	-	-	-	-	-	-
M39012/85-X002 [9/]	0	QSC	S	S	T	A	R	74-RG213 163-00001 75-RG214 164-00001 77-RG216 RG225	-	-	-	-	-	-	-	-	-	-	-	-	-	-	-
M39012/85-X003 [9/]	0	QSC	S	S	T	A	R	78-RG217 165-00001	-	-	-	-	-	-	-	-	-	-	-	-	-	-	-
M39012/85-X004 [9/]	0	QSC	S	S	T	A	R	72-RG211 161-00001	-	-	-	-	-	-	-	-	-	-	-	-	-	-	-
M39012/85-X005 [9/]	0	QSC	S	S	T	A	R	79-RG218 166-00001	-	-	-	-	-	-	-	-	-	-	-	-	-	-	-
M39012/85BX006 [9/] (M39012/85-X006)	0	QSC	S	S	T	B	R	112-RG304 171-00001	-	-	-	-	-	-	-	-	-	-	-	-	-	-	-
M39012/85BX007 [9/] (M39012/85-X007)	0	QSC	S	S	T	B	R	173-RG212 162-00001	-	-	-	-	-	-	-	-	-	-	-	-	-	-	-
M39012/85BX008 [9/] (M39012/85-X008)	0	QSC	S	S	T	B	R	74-RG213 163-00001	-	-	-	-	-	-	-	-	-	-	-	-	-	-	-
M39012/85BX009 [9/] (M39012/85-X009)	0	QSC	S	S	T	B	R	75-RG214 164-00001	-	-	-	-	-	-	-	-	-	-	-	-	-	-	-
M39012/85BX010 [9/] (M39012/85-X010)	0	QSC	S	S	T	B	R	RG225	-	-	-	-	-	-	-	-	-	-	-	-	-	-	-

MIL-HDBK-1646
APPENDIX C

TABLE C-I. Connector, contact, tool information for M39012 connectors - Continued.

CONNECTOR										CENTER CONTACT TERMINATION (M39012/X)						SHIELD CONTACT TERMINATION (M39012/X)				STRIP LENGTH (IN INCHES)			
PART NUMBER [1/] (SUPERSEDED)	PLATING [1/] [2/]	SERIES	CONTACT TYPE [3/]	FORM [4/]	COUPLING [5/]	CATEGORY [6/]	MATING	COMPATIBLE CABLE GROUP (TABLE C-III OR M17/X) [7/]	MAINTENANCE REPLACEMENTS FOR CATEGORY B [6/]	PART NUMBER	INNER COLOR BAND [8/]	OUTER COLOR BAND [8/]	CRIMP TOOL (M22520/X)			PART NUMBER	CRIMP TOOL (M22520/X)			ENTIRE LENGTH	EXPOSED SHIELD	EXPOSED SHIELD AND DIELECTRIC	EXPOSED CONDUCTOR
													TOOL	POSITIONER / LOCATOR /DIE	SETTING		TOOL	POSITIONER / LOCATOR /DIE	SETTING				
M39012/85BX011 [9/] (M39012/85-X011)	0	QSC	S	S	T	B	R	6-RG11	-	-	-	-	-	-	-	-	-	-	-	-	-	-	-
M39012/85BX012 [9/] (M39012/85-X012)	0	QSC	S	S	T	B	R	65-RG165 159-00001	-	-	-	-	-	-	-	-	-	-	-	-	-	-	-
M39012/85-X013 [9/]	0	QSC	S	S	T	C	R	112-RG304 171-00001	-	-	-	-	-	-	-	-	/5-01 (/5-01)	/5-35 (/5-55)	A (A)	0.697 0.677	0.416 0.396	0.510 0.490	0.187 REF
M39012/85-X014 [9/]	0	QSC	S	S	T	C	R	173-RG212 162-00001	-	-	-	-	-	-	-	-	/5-01 (/5-01)	/5-35 (/5-55)	A (A)	0.697 0.677	0.416 0.396	0.510 0.490	0.187 REF
M39012/85-X015 [9/]	0	QSC	S	S	T	C	R	74-RG213 163-00001	-	-	-	-	-	-	-	-	/5-01	/5-61	A	0.697 0.677	0.416 0.396	0.510 0.490	0.187 REF
M39012/85-X016 [9/]	0	QSC	S	S	T	C	R	75-RG214 164-00001	-	-	-	-	-	-	-	-	/5-01	/5-61	A	0.697 0.677	0.416 0.396	0.510 0.490	0.187 REF
M39012/85-X017 [9/]	0	QSC	S	S	T	C	R	RG225	-	-	-	-	-	-	-	-	/5-01	/5-61	A	0.697 0.677	0.416 0.396	0.510 0.490	0.187 REF
M39012/85-X018 [9/]	0	QSC	S	S	T	C	R	6-RG11	-	-	-	-	-	-	-	-	/5-01	/5-61	A	0.697 0.677	0.416 0.396	0.510 0.490	0.187 REF
M39012/85-X019 [9/]	0	QSC	S	S	T	C	R	65-RG165 159-00001	-	-	-	-	-	-	-	-	/5-01	/5-61	A	0.697 0.677	0.416 0.396	0.510 0.490	0.187 REF
M39012/86-X001 [9/]	0	QSC	S	S	T	A	R	2-RG6 112-RG304 171-00001 73-RG212 162-00001	-	-	-	-	-	-	-	-	-	-	-	-	-	-	-
M39012/86-X002 [9/]	0	QSC	S	S	T	A	R	74-RG213 163-00001 75-RG214 164-00001 77-RG216 RG225	-	-	-	-	-	-	-	-	-	-	-	-	-	-	-
M39012/86-X003 [9/]	0	QSC	S	S	T	A	R	78-RG217 165-00001	-	-	-	-	-	-	-	-	-	-	-	-	-	-	-
M39012/86-X004 [9/]	0	QSC	S	S	T	A	R	72-RG211 161-00001	-	-	-	-	-	-	-	-	-	-	-	-	-	-	-
M39012/86-X005 [9/]	0	QSC	S	S	T	A	R	79-RG218 166-00001	-	-	-	-	-	-	-	-	-	-	-	-	-	-	-
M39012/86BX006 [9/] (M39012/86-X006)	0	QSC	S	S	T	B	R	112-RG304 171-00001	-	-	-	-	-	-	-	-	-	-	-	-	-	-	-
M39012/86BX007 [9/] (M39012/86-X007)	0	QSC	S	S	T	B	R	173-RG212 162-00001	-	-	-	-	-	-	-	-	-	-	-	-	-	-	-

MIL-HDBK-1646

APPENDIX C

TABLE C-I. Connector, contact, tool information for M39012 connectors - Continued.

CONNECTOR										CENTER CONTACT TERMINATION (M39012/X)						SHIELD CONTACT TERMINATION (M39012/X)				STRIP LENGTH (IN INCHES)				
PART NUMBER [1/] (SUPERSEDED)	PLATING [1/] [2/]	SERIES	CONTACT TYPE [3/]	FORM [4/]	COUPLING [5/]	CATEGORY [6/]	MATING	COMPATIBLE CABLE GROUP (TABLE C-III OR M17/X) [7/]	MAINTENANCE REPLACEMENTS FOR CATEGORY B [6/]	PART NUMBER	INNER COLOR BAND [8/]	OUTER COLOR BAND [8/]	CRIMP TOOL (M22520/X)			PART NUMBER	CRIMP TOOL (M22520/X)			ENTIRE LENGTH	EXPOSED SHIELD	EXPOSED SHIELD AND DIELECTRIC	EXPOSED CONDUCTOR	
													TOOL	POSITIONER / LOCATOR / DIE	SETTING		TOOL	POSITIONER / LOCATOR / DIE	SETTING					
M39012/86BX008 [9/] (M39012/86-X008)	0	QSC	S	S	T	B	R	74-RG213 163-00001	-	-	-	-	-	-	-	-	-	-	-	-	-	-	-	-
M39012/86BX009 [9/] (M39012/86-X009)	0	QSC	S	S	T	B	R	75-RG214 164-00001	-	-	-	-	-	-	-	-	-	-	-	-	-	-	-	-
M39012/86BX010 [9/] (M39012/86-X010)	0	QSC	S	S	T	B	R	RG225	-	-	-	-	-	-	-	-	-	-	-	-	-	-	-	-
M39012/86BX011 [9/] (M39012/86-X011)	0	QSC	S	S	T	B	R	6-RG11	-	-	-	-	-	-	-	-	-	-	-	-	-	-	-	-
M39012/86BX012 [9/] (M39012/86-X012)	0	QSC	S	S	T	B	R	65-RG165 159-00001	-	-	-	-	-	-	-	-	-	-	-	-	-	-	-	-
M39012/86-X013 [9/]	0	QSC	S	S	T	C	R	112-RG304 171-00001	-	-	-	-	-	-	-	-	/5-01 (/5-01)	/5-35 (/5-55)	A (A)	0.697 0.677	0.416 0.396	0.510 0.490	0.187 REF	
M39012/86-X014 [9/]	0	QSC	S	S	T	C	R	173-RG212 162-00001	-	-	-	-	-	-	-	-	/5-01 (/5-01)	/5-35 (/5-55)	A (A)	0.697 0.677	0.416 0.396	0.510 0.490	0.187 REF	
M39012/86-X015 [9/]	0	QSC	S	S	T	C	R	74-RG213 163-00001	-	-	-	-	-	-	-	-	/5-01	/5-61	A	0.697 0.677	0.416 0.396	0.510 0.490	0.187 REF	
M39012/86-X016 [9/]	0	QSC	S	S	T	C	R	75-RG214 164-00001	-	-	-	-	-	-	-	-	/5-01	/5-61	A	0.697 0.677	0.416 0.396	0.510 0.490	0.187 REF	
M39012/86-X017 [9/]	0	QSC	S	S	T	C	R	RG225	-	-	-	-	-	-	-	-	/5-01	/5-61	A	0.697 0.677	0.416 0.396	0.510 0.490	0.187 REF	
M39012/86-X018 [9/]	0	QSC	S	S	T	C	R	6-RG11	-	-	-	-	-	-	-	-	/5-01	/5-61	A	0.697 0.677	0.416 0.396	0.510 0.490	0.187 REF	
M39012/86-X019 [9/]	0	QSC	S	S	T	C	R	65-RG165 159-00001	-	-	-	-	-	-	-	-	/5-01	/5-61	A	0.697 0.677	0.416 0.396	0.510 0.490	0.187 REF	
M39012/87-X001 [9/]	0	QSC	S	S	T	-	R	UNCABLED	-	-	-	-	-	-	-	-	-	-	-	-	-	-	-	-
M39012/87-X002 [9/]	0	QSC	S	S	T	-	R	UNCABLED	-	-	-	-	-	-	-	-	-	-	-	-	-	-	-	-
M39012/88-X001 [9/]	0	QNC	P	R	T	A	P	28-RG58 155-00001 84-RG223 167-00001 60-RG142 158-00001	-	-	-	-	-	-	-	-	-	-	-	-	-	-	-	-
M39012/88-X002 [9/]	0	QNC	P	R	T	A	P	29-RG59 30-RG62 90-RG71 110-RG302 97-RG210	-	-	-	-	-	-	-	-	-	-	-	-	-	-	-	-
M39012/88-X003 [9/]	0	QNC	P	R	T	A	P	54-RG122 157-00001	-	-	-	-	-	-	-	-	-	-	-	-	-	-	-	-

MIL-HDBK-1646
APPENDIX C

TABLE C-I. Connector, contact, tool information for M39012 connectors - Continued.

CONNECTOR									CENTER CONTACT TERMINATION (M39012/X)						SHIELD CONTACT TERMINATION (M39012/X)			STRIP LENGTH (IN INCHES)					
PART NUMBER [1/] (SUPERSEDED)	PLATING [1/] [2/]	SERIES	CONTACT TYPE [3/]	FORM [4/]	COUPLING [5/]	CATEGORY [6/]	MATING	COMPATIBLE CABLE GROUP (TABLE C-III OR M17/X) [7/]	MAINTENANCE REPLACEMENTS FOR CATEGORY B [6/]	PART NUMBER	INNER COLOR BAND [8/]	OUTER COLOR BAND [8/]	CRIMP TOOL (M22520/X)			PART NUMBER	CRIMP TOOL (M22520/X)			ENTIRE LENGTH	EXPOSED SHIELD	EXPOSED SHIELD AND DIELECTRIC	EXPOSED CONDUCTOR
													TOOL	POSITIONER / LOCATOR / DIE	SETTING		TOOL	POSITIONER / LOCATOR / DIE	SETTING				
M39012/88-X004 [9/]	0	QNC	P	R	T	A	P	111-RG303 170-00001	-	-	-	-	-	-	-	-	-	-	-	-	-	-	-
M39012/88BX005 [9/] (M39012/88-X005)	0	QNC	P	R	T	B	P	28-RG58 155-00001	-	-	-	-	-	-	-	-	-	-	-	-	-	-	-
M39012/88BX006 [9/] (M39012/88-X006)	0	QNC	P	R	T	B	P	84-RG223 167-00001	-	-	-	-	-	-	-	-	-	-	-	-	-	-	-
M39012/88BX007 [9/] (M39012/88-X007)	0	QNC	P	R	T	B	P	29-RG59 30-RG62 110-RG302 97-RG210	-	-	-	-	-	-	-	-	-	-	-	-	-	-	-
M39012/88BX008 [9/] (M39012/88-X008)	0	QNC	P	R	T	B	P	54-RG122 157-00001	-	-	-	-	-	-	-	-	-	-	-	-	-	-	-
M39012/88BX009 [9/] (M39012/88-X009)	0	QNC	P	R	T	B	P	90-RG71	-	-	-	-	-	-	-	-	-	-	-	-	-	-	-
M39012/88-X010 [9/]	0	QNC	P	R	T	C	P	28-RG58 155-00001 111-RG303 170-00001	-	-	-	-	-	-	-	-	/5-01 (/5-01) (/5-01) (/5-01)	/5-05 (/5-11) (/5-19) (/5-57)	A (A) (B) (A)	0.603 0.583	0.353 0.333	0.447 0.427	0.156 REF
M39012/88-X011 [9/]	0	QNC	P	R	T	C	P	84-RG223 167-00001 60-RG142 158-00001	-	-	-	-	-	-	-	-	/5-01 (/5-01) (/5-01) (/5-01)	/5-05 (/5-11) (/5-19) (/5-57)	A (A) (B) (A)	0.603 0.583	0.353 0.333	0.447 0.427	0.156 REF
M39012/88-X012 [9/]	0	QNC	P	R	T	C	P	29-RG59 30-RG62 110-RG302 97-RG210	-	-	-	-	-	-	-	-	/5-01 (/5-01) (/5-01) (/5-01)	/5-07 (/5-13) (/5-19) (/5-59)	A (A) (A) (A)	0.603 0.583	0.353 0.333	0.447 0.427	0.156 REF
M39012/88-X013 [9/]	0	QNC	P	R	T	C	P	54-RG122 157-00001	-	-	-	-	-	-	-	-	/5-01 (/5-01) (/5-01)	/5-05 (/5-09) (/5-41)	B (A) (B)	0.603 0.583	0.353 0.333	0.447 0.427	0.156 REF
M39012/88-X014 [9/]	0	QNC	P	R	T	C	P	90-RG71	-	-	-	-	-	-	-	-	/5-01 (/5-01) (/5-01) (/5-01)	/5-07 (/5-13) (/5-19) (/5-59)	A (A) (A) (A)	0.603 0.583	0.353 0.333	0.447 0.427	0.156 REF
M39012/88BX015 [9/] (M39012/88-X015)	0	QNC	P	R	T	B	P	111-RG303 170-00001	-	-	-	-	-	-	-	-	-	-	-	-	-	-	-
M39012/88BX016 [9/] (M39012/88-X016)	0	QNC	P	R	T	B	P	60-RG142 158-00001	-	-	-	-	-	-	-	-	-	-	-	-	-	-	-

MIL-HDBK-1646
APPENDIX C

TABLE C-I. Connector, contact, tool information for M39012 connectors - Continued.

CONNECTOR									CENTER CONTACT TERMINATION (M39012/X)					SHIELD CONTACT TERMINATION (M39012/X)			STRIP LENGTH (IN INCHES)						
PART NUMBER [1/] (SUPERSEDED)	PLATING [1/] [2/]	SERIES	CONTACT TYPE [3/]	FORM [4/]	COUPLING [5/]	CATEGORY [6/]	MATING	COMPATIBLE CABLE GROUP (TABLE C-III OR M17/X) [7/]	MAINTENANCE REPLACEMENTS FOR CATEGORY B [6/]	PART NUMBER	INNER COLOR BAND [8/]	OUTER COLOR BAND [8/]	CRIMP TOOL (M22520/X)			PART NUMBER	CRIMP TOOL (M22520/X)			ENTIRE LENGTH	EXPOSED SHIELD	EXPOSED SHIELD AND DIELECTRIC	EXPOSED CONDUCTOR
													TOOL	POSITIONER / LOCATOR / DIE	SETTING		TOOL	POSITIONER / LOCATOR / DIE	SETTING				
M39012/89-X001 [9/]	0	QSC	S	S	T	A	R	28-RG58 155-00001 84-RG223 167-00001 60-RG142 158-00001	-	-	-	-	-	-	-	-	-	-	-	-	-	-	-
M39012/89-X002 [9/]	0	QSC	S	S	T	A	R	29-RG59 30-RG62 90-RG71 110-RG302 97-RG210	-	-	-	-	-	-	-	-	-	-	-	-	-	-	-
M39012/89-X003 [9/]	0	QSC	S	S	T	A	R	54-RG122 157-00001	-	-	-	-	-	-	-	-	-	-	-	-	-	-	-
M39012/89-X004 [9/]	0	QSC	S	S	T	A	R	111-RG303 170-00001	-	-	-	-	-	-	-	-	-	-	-	-	-	-	-
M39012/89BX005 [9/] (M39012/89-X005)	0	QSC	S	S	T	B	R	28-RG58 155-00001	-	-	-	-	-	-	-	-	-	-	-	-	-	-	-
M39012/89BX006 [9/] (M39012/89-X006)	0	QSC	S	S	T	B	R	84-RG223 167-00001	-	-	-	-	-	-	-	-	-	-	-	-	-	-	-
M39012/89BX007 [9/] (M39012/89-X007)	0	QSC	S	S	T	B	R	29-RG59 30-RG62 110-RG302 97-RG210	-	-	-	-	-	-	-	-	-	-	-	-	-	-	-
M39012/89BX008 [9/] (M39012/89-X008)	0	QSC	S	S	T	B	R	54-RG122 157-00001	-	-	-	-	-	-	-	-	-	-	-	-	-	-	-
M39012/89BX009 [9/] (M39012/89-X009)	0	QSC	S	S	T	B	R	90-RG71	-	-	-	-	-	-	-	-	-	-	-	-	-	-	-
M39012/89-X010 [9/]	0	QSC	S	S	T	C	R	28-RG58 155-00001 111-RG303 170-00001	-	-	-	-	-	-	-	-	/5-01 (/5-01) (/5-01) (/5-01)	/5-05 (/5-11) (/5-19) (/5-57)	A (A) (B) (A)	0.603 0.583	0.353 0.333	0.447 0.427	0.156 REF
M39012/89-X011 [9/]	0	QSC	S	S	T	C	R	84-RG223 167-00001 60-RG142 158-00001	-	-	-	-	-	-	-	-	/5-01 (/5-01) (/5-01) (/5-01)	/5-05 (/5-11) (/5-19) (/5-57)	A (A) (B) (A)	0.603 0.583	0.353 0.333	0.447 0.427	0.156 REF
M39012/89-X012 [9/]	0	QSC	S	S	T	C	R	29-RG59 30-RG62 110-RG302 97-RG210	-	-	-	-	-	-	-	-	/5-01 (/5-01) (/5-01) (/5-01)	/5-07 (/5-13) (/5-19) (/5-59)	A (A) (A) (A)	0.603 0.583	0.353 0.333	0.447 0.427	0.156 REF

MIL-HDBK-1646
APPENDIX C

TABLE C-I. Connector, contact, tool information for M39012 connectors - Continued.

CONNECTOR										CENTER CONTACT TERMINATION (M39012/X)						SHIELD CONTACT TERMINATION (M39012/X)			STRIP LENGTH (IN INCHES)				
PART NUMBER [1/] (SUPERSEDED)	PLATING [1/] [2/]	SERIES	CONTACT TYPE [3/]	FORM [4/]	COUPLING [5/]	CATEGORY [6/]	MATING	COMPATIBLE CABLE GROUP (TABLE C-III OR M17/X) [7/]	MAINTENANCE REPLACEMENTS FOR CATEGORY B [6/]	PART NUMBER	INNER COLOR BAND [8/]	OUTER COLOR BAND [8/]	CRIMP TOOL (M22520/X)			PART NUMBER	CRIMP TOOL (M22520/X)			ENTIRE LENGTH	EXPOSED SHIELD	EXPOSED SHIELD AND DIELECTRIC	EXPOSED CONDUCTOR
													TOOL	POSITIONER / LOCATOR /DIE	SETTING		TOOL	POSITIONER / LOCATOR /DIE	SETTING				
M39012/89-X013 [9/]	0	QSC	S	S	T	C	R	54-RG122 157-00001	-	-	-	-	-	-	-	/5-01 (/5-01) (/5-01)	/5-05 (/5-09) (/5-41)	B (A) (B)	0.603 0.583	0.353 0.333	0.447 0.427	0.156 REF	
M39012/89-X014 [9/]	0	QSC	S	S	T	C	R	90-RG71	-	-	-	-	-	-	-	/5-01 (/5-01) (/5-01)	/5-07 (/5-13) (/5-19) (/5-59)	A (A) (A) (A)	0.603 0.583	0.353 0.333	0.447 0.427	0.156 REF	
M39012/89BX015 [9/] (M39012/89-X015)	0	QSC	S	S	T	B	R	111-RG303 170-00001	-	-	-	-	-	-	-	-	-	-	-	-	-	-	-
M39012/89BX016 [9/] (M39012/89-X016)	0	QSC	S	S	T	B	R	60-RG142 158-00001	-	-	-	-	-	-	-	-	-	-	-	-	-	-	-
M39012/90-X001 [9/]	0	QNC	S	S	T	-	R	UNCABLED	-	-	-	-	-	-	-	-	-	-	-	-	-	-	-
M39012/90-X002 [9/]	0	QNC	S	S	T	-	R	UNCABLED	-	-	-	-	-	-	-	-	-	-	-	-	-	-	-
M39012/91-X001 [9/]	0	QNC	S	S	T	-	R	UNCABLED	-	-	-	-	-	-	-	-	-	-	-	-	-	-	-
M39012/91-X002 [9/]	0	QNC	S	S	T	-	R	UNCABLED	-	-	-	-	-	-	-	-	-	-	-	-	-	-	-
M39012/92BX001 (M39012/92-X001)	3, 4	SMA	N	S	T	B	P	130-RG402 130-00001 THRU 130-00011	-	-	-	-	-	-	-	-	-	-	-	-	-	-	-
M39012/92-X002	3, 4	SMA	N	S	T	A	P	130-RG402 130-00001 THRU 130-00011	-	-	-	-	-	-	-	-	-	-	-	-	-	-	-
M39012/92-X003	3, 4	SMA	N	S	T	E	P	130-RG402 130-00001 THRU 130-00011	-	-	-	-	-	-	-	-	-	-	-	REFER TO SLASH SHEET FOR ASSEMBLY INSTRUCTIONS			
M39012/92BX101 (M39012/92-X101)	3, 4	SMA	N	S	T	B	P	130-RG402 130-00001 THRU 130-00011	-	-	-	-	-	-	-	-	-	-	-	-	-	-	-
M39012/92-X102	3, 4	SMA	N	S	T	A	P	130-RG402 130-00001 THRU 130-00011	-	-	-	-	-	-	-	-	-	-	-	-	-	-	-
M39012/92-X103	3, 4	SMA	N	S	T	E	P	130-RG402 130-00001 THRU 130-00011	-	-	-	-	-	-	-	-	-	-	-	REFER TO SLASH SHEET FOR ASSEMBLY INSTRUCTIONS			

MIL-HDBK-1646

APPENDIX C

TABLE C-I. Connector, contact, tool information for M39012 connectors - Continued.

CONNECTOR										CENTER CONTACT TERMINATION (M39012/X)						SHIELD CONTACT TERMINATION (M39012/X)			STRIP LENGTH (IN INCHES)				
PART NUMBER [1/] (SUPERSEDED)	PLATING [1/] [2/]	SERIES	CONTACT TYPE [3/]	FORM [4/]	COUPLING [5/]	CATEGORY [6/]	MATING	COMPATIBLE CABLE GROUP (TABLE C-III OR M17/X) [7/]	MAINTENANCE REPLACEMENTS FOR CATEGORY B [6/]	PART NUMBER	INNER COLOR BAND [8/]	OUTER COLOR BAND [8/]	CRIMP TOOL (M22520/X)			PART NUMBER	CRIMP TOOL (M22520/X)			ENTIRE LENGTH	EXPOSED SHIELD	EXPOSED SHIELD AND DIELECTRIC	EXPOSED CONDUCTOR
													TOOL	POSITIONER / LOCATOR /DIE	SETTING		TOOL	POSITIONER / LOCATOR /DIE	SETTING				
M39012/92-X201	3, 4	SMA	N	S	T	F	P	130-RG402 130-00001 THRU 130-00011	-	-	-	-	-	-	-	-	/36-01 (/36-01)	/36-03 + /36-06 (/36-03 + /36-16)	- (-)	REFER TO SLASH SHEET FOR ASSEMBLY INSTRUCTIONS			
M39012/92-X202	3, 4	SMA	N	S	T	F	P	130-RG402 130-00001 THRU 130-00011	-	-	-	-	-	-	-	-	/5-01 (/5-01)	/5-05 (/5-41)	B (B)	REFER TO SLASH SHEET FOR ASSEMBLY INSTRUCTIONS			
M39012/92-X301	3, 4	SMA	N	S	T	F	P	130-RG402 130-00001 THRU 130-00011	-	-	-	-	-	-	-	-	/36-01 (/36-01)	/36-03 + /36-06 (/36-03 + /36-16)	- (-)	REFER TO SLASH SHEET FOR ASSEMBLY INSTRUCTIONS			
M39012/92-X302	3, 4	SMA	N	S	T	F	P	130-RG402 130-00001 THRU 130-00011	-	-	-	-	-	-	-	-	/5-01 (/5-01)	/5-05 (/5-41)	B (B)	REFER TO SLASH SHEET FOR ASSEMBLY INSTRUCTIONS			
M39012/93-X001	3	SMA	S	S	T	-	R	UNCABLED	-	-	-	-	-	-	-	-	-	-	-	-	-	-	-
M39012/93-X002	3	SMA	S	S	T	-	R	UNCABLED	-	-	-	-	-	-	-	-	-	-	-	-	-	-	-
M39012/93-X003	3	SMA	S	S	T	-	R	UNCABLED	-	-	-	-	-	-	-	-	-	-	-	-	-	-	-
M39012/94-X001	3	SMA	S	R	T	-	R	UNCABLED	-	-	-	-	-	-	-	-	-	-	-	-	-	-	-
M39012/94-X002	3	SMA	S	R	T	-	R	UNCABLED	-	-	-	-	-	-	-	-	-	-	-	-	-	-	-
M39012/94-X003	3	SMA	S	R	T	-	R	UNCABLED	-	-	-	-	-	-	-	-	-	-	-	-	-	-	-
M39012/95-X001	0	SMB	P	S	T	-	R	UNCABLED	-	-	-	-	-	-	-	-	-	-	-	-	-	-	-
M39012/95-X002	0	SMB	P	S	T	-	R	UNCABLED	-	-	-	-	-	-	-	-	-	-	-	-	-	-	-
M39012/95-X003	0	SMB	P	S	T	-	R	UNCABLED	-	-	-	-	-	-	-	-	-	-	-	-	-	-	-
M39012/95-X004	0	SMB	P	S	T	-	R	UNCABLED	-	-	-	-	-	-	-	-	-	-	-	-	-	-	-
M39012/95-X005	0	SMB	P	S	T	-	R	UNCABLED	-	-	-	-	-	-	-	-	-	-	-	-	-	-	-
M39012/95-X006	0	SMB	P	S	T	-	R	UNCABLED	-	-	-	-	-	-	-	-	-	-	-	-	-	-	-
M39012/96-X001	0	SMB	P	R	T	-	R	UNCABLED	-	-	-	-	-	-	-	-	-	-	-	-	-	-	-
M39012/96-X002	0	SMB	P	R	T	-	R	UNCABLED	-	-	-	-	-	-	-	-	-	-	-	-	-	-	-
M39012/96-X003	0	SMB	P	R	T	-	R	UNCABLED	-	-	-	-	-	-	-	-	-	-	-	-	-	-	-
M39012/96-X004	0	SMB	P	R	T	-	R	UNCABLED	-	-	-	-	-	-	-	-	-	-	-	-	-	-	-
M39012/96-X005	0	SMB	P	R	T	-	R	UNCABLED	-	-	-	-	-	-	-	-	-	-	-	-	-	-	-
M39012/96-X006	0	SMB	P	R	T	-	R	UNCABLED	-	-	-	-	-	-	-	-	-	-	-	-	-	-	-
M39012/100-X001 (UG-932A)	0	MHV	P	S	B	A	P	29-RG59 184-00001 30-RG62 185-00001 90-RG71 97-RG210	-	-	-	-	-	-	-	-	-	-	-	-	-	-	-

MIL-HDBK-1646
APPENDIX C

TABLE C-I. Connector, contact, tool information for M39012 connectors - Continued.

CONNECTOR										CENTER CONTACT TERMINATION (M39012/X)						SHIELD CONTACT TERMINATION (M39012/X)				STRIP LENGTH (IN INCHES)				
PART NUMBER [1/] (SUPERSEDED)	PLATING [1/] [2/]	SERIES	CONTACT TYPE [3/]	FORM [4/]	COUPLING [5/]	CATEGORY [6/]	MATING	COMPATIBLE CABLE GROUP (TABLE C-III OR M17/X) [7/]	MAINTENANCE REPLACEMENTS FOR CATEGORY B [6/]	PART NUMBER	INNER COLOR BAND [8/]	OUTER COLOR BAND [8/]	CRIMP TOOL (M22520/X)			PART NUMBER	CRIMP TOOL (M22520/X)			ENTIRE LENGTH	EXPOSED SHIELD	EXPOSED SHIELD AND DIELECTRIC	EXPOSED CONDUCTOR	
													TOOL	POSITIONER / LOCATOR / DIE	SETTING		TOOL	POSITIONER / LOCATOR / DIE	SETTING					
M39012/101-X001 [9/] (UG-1016A)	0	MHV	S	S	B	A	P	29-RG59 30-RG62 90-RG71 97-RG210	-	-	-	-	-	-	-	-	-	-	-	-	-	-	-	-
M39012/102-X001 [9/] (UG-961A)	0	MHV	S	S	B	A	R	29-RG59 30-RG62 90-RG71 97-RG210	-	-	-	-	-	-	-	-	-	-	-	-	-	-	-	-
M39012/103-X001 [9/] (UG-931)	0	MHV	S	S	B	-	R	UNCABLED	-	-	-	-	-	-	-	-	-	-	-	-	-	-	-	-
M39012/104-X001 [9/]	0	MHV	S	S	B	-	R	UNCABLED	-	-	-	-	-	-	-	-	-	-	-	-	-	-	-	-
M39012/105-X001 [9/]	0	SHV	S	S	B	A	P	29-RG59 30-RG62 90-RG71 97-RG210	-	-	-	-	-	-	-	-	-	-	-	-	-	-	-	-
M39012/105-X002 [9/]	0	SHV	S	S	B	A	P	29-RG59 30-RG62 90-RG71 97-RG210	-	-	-	-	-	-	-	-	-	-	-	-	-	-	-	-
M39012/106-X001 [9/]	0	SHV	S	R	B	A	P	29-RG59 30-RG62 90-RG71 97-RG210	-	-	-	-	-	-	-	-	-	-	-	-	-	-	-	-
M39012/106-X002 [9/]	0	SHV	S	R	B	A	P	29-RG59 30-RG62 90-RG71 97-RG210	-	-	-	-	-	-	-	-	-	-	-	-	-	-	-	-
M39012/107-X001 [9/]	0	SHV	P	S	B	A	R	29-RG59 30-RG62 90-RG71 97-RG210	-	-	-	-	-	-	-	-	-	-	-	-	-	-	-	-
M39012/107-X002 [9/]	0	SHV	P	S	B	A	R	29-RG59 30-RG62 90-RG71 97-RG210	-	-	-	-	-	-	-	-	-	-	-	-	-	-	-	-
M39012/108-X001 [9/]	0	SHV	P	S	B	A	R	29-RG59 30-RG62 90-RG71 97-RG210	-	-	-	-	-	-	-	-	-	-	-	-	-	-	-	-

MIL-HDBK-1646
APPENDIX C

TABLE C-I. Connector, contact, tool information for M39012 connectors - Continued.

CONNECTOR									CENTER CONTACT TERMINATION (M39012/X)					SHIELD CONTACT TERMINATION (M39012/X)			STRIP LENGTH (IN INCHES)							
PART NUMBER [1/] (SUPERSEDED)	PLATING [1/] [2/]	SERIES	CONTACT TYPE [3/]	FORM [4/]	COUPLING [5/]	CATEGORY [6/]	MATING	COMPATIBLE CABLE GROUP (TABLE C-III OR M17/X) [7/]	MAINTENANCE REPLACEMENTS FOR CATEGORY B [6/]	PART NUMBER	INNER COLOR BAND [8/]	OUTER COLOR BAND [8/]	CRIMP TOOL (M22520/X)			PART NUMBER	CRIMP TOOL (M22520/X)			ENTIRE LENGTH	EXPOSED SHIELD	EXPOSED SHIELD AND DIELECTRIC	EXPOSED CONDUCTOR	
													TOOL	POSITIONER / LOCATOR / DIE	SETTING		TOOL	POSITIONER / LOCATOR / DIE	SETTING					
M39012/108-X002 [9/]	0	SHV	P	S	B	A	R	29-RG59 30-RG62 90-RG71 97-RG210	-	-	-	-	-	-	-	-	-	-	-	-	-	-	-	-
M39012/109-X001 [9/]	0	SHV	P	S	B	A	R	29-RG59 30-RG62 90-RG71 97-RG210	-	-	-	-	-	-	-	-	-	-	-	-	-	-	-	-
M39012/109-X002 [9/]	0	SHV	P	S	B	A	R	29-RG59 30-RG62 90-RG71 97-RG210	-	-	-	-	-	-	-	-	-	-	-	-	-	-	-	-
M39012/110-X001 [9/]	0	SHV	P	S	B	A	R	29-RG59 30-RG62 90-RG71 97-RG210	-	-	-	-	-	-	-	-	-	-	-	-	-	-	-	-
M39012/110-X002 [9/]	0	SHV	P	S	B	A	R	29-RG59 30-RG62 90-RG71 97-RG210	-	-	-	-	-	-	-	-	-	-	-	-	-	-	-	-
M39012/111-X001 [9/]	0	SHV	P	S	B	A	R	29-RG59 30-RG62 90-RG71 97-RG210	-	-	-	-	-	-	-	-	-	-	-	-	-	-	-	-
M39012/111-X002 [9/]	0	SHV	P	S	B	A	R	29-RG59 30-RG62 90-RG71 97-RG210	-	-	-	-	-	-	-	-	-	-	-	-	-	-	-	-
M39012/112-X001 [9/]	0	TNC	P	S	T	A	P	130-RG402 130-00001 THRU 130-00015	-	-	-	-	-	-	-	-	-	-	-	-	-	-	-	-
M39012/112-X002 [9/]	0	TNC	P	S	T	A	P	129-RG401 129-00001	-	-	-	-	-	-	-	-	-	-	-	-	-	-	-	-
M39012/112BX005 [9/] (M39012/112-X005) (M39012/112-X003)	0	TNC	P	S	T	B	P	130-RG402	-	-	-	-	-	-	-	-	-	-	-	-	-	-	-	-
M39012/112BX006 [9/] (M39012/112-X006) (M39012/112-X004)	0	TNC	P	S	T	B	P	129-RG401	-	-	-	-	-	-	-	-	-	-	-	-	-	-	-	-

MIL-HDBK-1646

APPENDIX C

TABLE C-I. Connector, contact, tool information for M39012 connectors - Continued.

CONNECTOR									CENTER CONTACT TERMINATION (M39012/X)					SHIELD CONTACT TERMINATION (M39012/X)			STRIP LENGTH (IN INCHES)						
PART NUMBER [1/] (SUPERSEDED)	PLATING [1/] [2/]	SERIES	CONTACT TYPE [3/]	FORM [4/]	COUPLING [5/]	CATEGORY [6/]	MATING	COMPATIBLE CABLE GROUP (TABLE C-III OR M17/X) [7/]	MAINTENANCE REPLACEMENTS FOR CATEGORY B [6/]	PART NUMBER	INNER COLOR BAND [8/]	OUTER COLOR BAND [8/]	CRIMP TOOL (M22520/X)			PART NUMBER	CRIMP TOOL (M22520/X)			ENTIRE LENGTH	EXPOSED SHIELD	EXPOSED SHIELD AND DIELECTRIC	EXPOSED CONDUCTOR
													TOOL	POSITIONER / LOCATOR / DIE	SETTING		TOOL	POSITIONER / LOCATOR / DIE	SETTING				
M39012/113-X001 [9/]	0	TNC	S	S	T	A	P	130-RG402 130-00001 THRU 130-00015	-	-	-	-	-	-	-	-	-	-	-	-	-	-	-
M39012/113-X002 [9/]	0	TNC	S	S	T	A	P	129-RG401 129-00001	-	-	-	-	-	-	-	-	-	-	-	-	-	-	-
M39012/113BX005 [9/] (M39012/113-X005) (M39012/113-X003)	0	TNC	S	S	T	B	P	130-RG402	-	-	-	-	-	-	-	-	-	-	-	-	-	-	-
M39012/113BX006 [9/] (M39012/113-X006) (M39012/113-X004)	0	TNC	S	S	T	B	P	129-RG401	-	-	-	-	-	-	-	-	-	-	-	-	-	-	-
M39012/114-X001 [9/]	0	TNC	P	R	T	A	P	130-RG402 130-00001 THRU 130-00015	-	-	-	-	-	-	-	-	-	-	-	-	-	-	-
M39012/114-X002 [9/]	0	TNC	P	R	T	A	P	129-RG401 129-00001	-	-	-	-	-	-	-	-	-	-	-	-	-	-	-
M39012/114BX005 [9/] (M39012/114-X005) (M39012/114-X003)	0	TNC	P	R	T	B	P	130-RG402	-	-	-	-	-	-	-	-	-	-	-	-	-	-	-
M39012/114BX006 [9/] (M39012/114-X006) (M39012/114-X004)	0	TNC	P	R	T	B	P	129-RG401	-	-	-	-	-	-	-	-	-	-	-	-	-	-	-
M39012/115-X001 [9/]	0	TNC	S	S	T	A	R	130-RG402 130-00001 THRU 130-00015	-	-	-	-	-	-	-	-	-	-	-	-	-	-	-
M39012/115-X002 [9/]	0	TNC	S	S	T	A	R	129-RG401 129-00001	-	-	-	-	-	-	-	-	-	-	-	-	-	-	-
M39012/115BX005 [9/] (M39012/115-X005) (M39012/115-X003)	0	TNC	S	S	T	B	R	130-RG402	-	-	-	-	-	-	-	-	-	-	-	-	-	-	-
M39012/115BX006 [9/] (M39012/115-X006) (M39012/115-X004)	0	TNC	S	S	T	B	R	129-RG401	-	-	-	-	-	-	-	-	-	-	-	-	-	-	-
M39012/116-X001 [9/]	0	TNC	S	S	T	A	R	130-RG402 130-00001 THRU 130-00015	-	-	-	-	-	-	-	-	-	-	-	-	-	-	-

MIL-HDBK-1646
APPENDIX C

TABLE C-I. Connector, contact, tool information for M39012 connectors - Continued.

CONNECTOR										CENTER CONTACT TERMINATION (M39012/X)						SHIELD CONTACT TERMINATION (M39012/X)			STRIP LENGTH (IN INCHES)				
PART NUMBER [1/] (SUPERSEDED)	PLATING [1/] [2/]	SERIES	CONTACT TYPE [3/]	FORM [4/]	COUPLING [5/]	CATEGORY [6/]	MATING	COMPATIBLE CABLE GROUP (TABLE C-III OR M17/X) [7/]	MAINTENANCE REPLACEMENTS FOR CATEGORY B [6/]	PART NUMBER	INNER COLOR BAND [8/]	OUTER COLOR BAND [8/]	CRIMP TOOL (M22520/X)			PART NUMBER	CRIMP TOOL (M22520/X)			ENTIRE LENGTH	EXPOSED SHIELD	EXPOSED SHIELD AND DIELECTRIC	EXPOSED CONDUCTOR
													TOOL	POSITIONER / LOCATOR / DIE	SETTING		TOOL	POSITIONER / LOCATOR / DIE	SETTING				
M39012/116-X002 [9/]	0	TNC	S	S	T	A	R	129-RG401 129-00001	-	-	-	-	-	-	-	-	-	-	-	-	-	-	-
M39012/116BX005 [9/] (M39012/116-X005) (M39012/116-X003)	0	TNC	S	S	T	B	R	130-RG402	-	-	-	-	-	-	-	-	-	-	-	-	-	-	-
M39012/116BX006 [9/] (M39012/116-X006) (M39012/116-X004)	0	TNC	S	S	T	B	R	129-RG401	-	-	-	-	-	-	-	-	-	-	-	-	-	-	-
M39012/117-X001 [9/]	0	N	P	S	T	-	P	MIL-C-28830/3	-	-	-	-	-	-	-	-	-	-	-	-	-	-	OUTER: 1.310 INNER: 0.220
M39012/118-X001 [9/]	0	N	S	S	T	-	P	MIL-C-28830/3	-	-	-	-	-	-	-	-	-	-	REFER TO SLASH SHEET FOR ASSEMBLY INSTRUCTIONS				
M39012/119-X001 [9/]	0	N	P	S	T	-	P	MIL-C-28830/4	-	-	-	-	-	-	-	-	-	-	REFER TO SLASH SHEET FOR ASSEMBLY INSTRUCTIONS				
M39012/120-X001 [9/]	0	N	S	S	T	-	P	MIL-C-28830/4	-	-	-	-	-	-	-	-	-	-	REFER TO SLASH SHEET FOR ASSEMBLY INSTRUCTIONS				
M39012/121-X001 [9/]	0	N	S	S	T	-	P	MIL-C-28830/5	-	-	-	-	-	-	-	-	-	-	REFER TO SLASH SHEET FOR ASSEMBLY INSTRUCTIONS				
M39012/122-X001 [9/]	0	EIA	N	S	T	-	R	MIL-C-28830/3	-	-	-	-	-	-	-	-	-	-	REFER TO SLASH SHEET FOR ASSEMBLY INSTRUCTIONS				
M39012/123-X001 [9/]	0	EIA	N	S	T	-	R	MIL-C-28830/4	-	-	-	-	-	-	-	-	-	-	REFER TO SLASH SHEET FOR ASSEMBLY INSTRUCTIONS				
M39012/124-X001 [9/]	0	EIA	N	S	T	-	R	MIL-C-28830/5	-	-	-	-	-	-	-	-	-	-	REFER TO SLASH SHEET FOR ASSEMBLY INSTRUCTIONS				
M39012/128-X001	0	BNC	S	S	B	-	R	-	-	-	-	-	-	-	-	-	-	-	-	-	-	-	-
M39012/129-X001 [9/]	0, 3	N	P	S	T	A	P	130-RG402 130-00001 130-00002 130-00003	-	-	-	-	-	-	-	-	-	-	-	-	-	-	-
M39012/129-X002 [9/]	0, 3	N	P	S	T	A	P	129-RG401	-	-	-	-	-	-	-	-	-	-	-	-	-	-	-
M39012/129-X003 [9/]	0, 3	N	P	S	T	E	P	130-RG402 130-00001 130-00002 130-00003	-	-	-	-	-	-	-	-	-	-	-	-	-	-	0.125 0.100
M39012/129-X201 [9/]	3	N	P	S	T	F	P	129-RG401	-	-	-	-	-	-	-	-	/36-01	-	-	-	-	-	0.125 0.100

MIL-HDBK-1646
APPENDIX C

TABLE C-I. Connector, contact, tool information for M39012 connectors - Continued.

CONNECTOR										CENTER CONTACT TERMINATION (M39012/X)						SHIELD CONTACT TERMINATION (M39012/X)				STRIP LENGTH (IN INCHES)					
PART NUMBER [1/] (SUPERSEDED)	PLATING [1/] [2/]	SERIES	CONTACT TYPE [3/]	FORM [4/]	COUPLING [5/]	CATEGORY [6/]	MATING	COMPATIBLE CABLE GROUP (TABLE C-III OR M17/X) [7/]	MAINTENANCE REPLACEMENTS FOR CATEGORY B [6/]	PART NUMBER	INNER COLOR BAND [8/]	OUTER COLOR BAND [8/]	CRIMP TOOL (M22520/X)			PART NUMBER	CRIMP TOOL (M22520/X)			ENTIRE LENGTH	EXPOSED SHIELD	EXPOSED SHIELD AND DIELECTRIC	EXPOSED CONDUCTOR		
													TOOL	POSITIONER / LOCATOR / DIE	SETTING		TOOL	POSITIONER / LOCATOR / DIE	SETTING						
M39012/129-X202 [9/]	3	N	P	S	T	F	P	130-RG402 130-00001 130-00002 130-00003	-	-	-	-	-	-	-	-	/36-01	-	-	-	-	-	-	0.125 0.100	
M39012/129-X203 [9/]	3	N	P	S	T	F	P	129-RG401	-	-	-	-	-	-	-	-	-	/5-01	-	-	-	-	-	-	0.125 0.100
M39012/129-X204 [9/]	3	N	P	S	T	F	P	130-RG402 130-00001 130-00002 130-00003	-	-	-	-	-	-	-	-	-	/5-01	-	-	-	-	-	-	0.125 0.100
M39012/130-X001 [9/]	0, 3	N	P	R	T	A	P	130-RG402 130-00001 130-00002 130-00003	-	-	-	-	-	-	-	-	-	-	-	-	-	-	-	-	-
M39012/130-X002 [9/]	0, 3	N	P	R	T	A	P	129-RG401	-	-	-	-	-	-	-	-	-	-	-	-	-	-	-	-	-
M39012/130-X003 [9/]	0, 3	N	P	R	T	E	P	130-RG402 130-00001 130-00002 130-00003	-	-	-	-	-	-	-	-	-	-	-	-	-	-	-	-	0.125 0.100
M39012/130-X201 [9/]	3	N	P	R	T	F	P	129-RG401	-	-	-	-	-	-	-	-	-	/36-01	-	-	-	-	-	-	0.125 0.100
M39012/130-X202 [9/]	3	N	P	R	T	F	P	130-RG402 130-00001 130-00002 130-00003	-	-	-	-	-	-	-	-	-	/36-01	-	-	-	-	-	-	0.125 0.100
M39012/130-X203 [9/]	3	N	P	R	T	F	P	129-RG401	-	-	-	-	-	-	-	-	-	/5-01	-	-	-	-	-	-	0.125 0.100
M39012/130-X204 [9/]	3	N	P	R	T	F	P	130-RG402 130-00001 130-00002 130-00003	-	-	-	-	-	-	-	-	-	/5-01	-	-	-	-	-	-	0.125 0.100
M39012/131-X001 [9/]	0, 3	N	S	S	T	A	P	130-RG402 130-00001 130-00002 130-00003	-	-	-	-	-	-	-	-	-	-	-	-	-	-	-	-	-
M39012/131-X002 [9/]	0, 3	N	S	S	T	A	P	129-RG401	-	-	-	-	-	-	-	-	-	-	-	-	-	-	-	-	-
M39012/131-X003 [9/]	0, 3	N	S	S	T	E	P	130-RG402 130-00001 130-00002 130-00003	-	-	-	-	-	-	-	-	-	-	-	-	-	-	-	-	0.125 0.100

MIL-HDBK-1646
APPENDIX C

TABLE C-I. Connector, contact, tool information for M39012 connectors - Continued.

CONNECTOR										CENTER CONTACT TERMINATION (M39012/X)						SHIELD CONTACT TERMINATION (M39012/X)				STRIP LENGTH (IN INCHES)				
PART NUMBER [1/] (SUPERSEDED)	PLATING [1/] [2/]	SERIES	CONTACT TYPE [3/]	FORM [4/]	COUPLING [5/]	CATEGORY [6/]	MATING	COMPATIBLE CABLE GROUP (TABLE C-III OR M17/X) [7/]	MAINTENANCE REPLACEMENTS FOR CATEGORY B [6/]	PART NUMBER	INNER COLOR BAND [8/]	OUTER COLOR BAND [8/]	CRIMP TOOL (M22520/X)			PART NUMBER	CRIMP TOOL (M22520/X)			ENTIRE LENGTH	EXPOSED SHIELD	EXPOSED SHIELD AND DIELECTRIC	EXPOSED CONDUCTOR	
													TOOL	POSITIONER / LOCATOR / DIE	SETTING		TOOL	POSITIONER / LOCATOR / DIE	SETTING					
M39012/131-X201 [9/]	3	N	S	S	T	F	P	129-RG401	-	-	-	-	-	-	-	-	/36-01	-	-	-	-	-	-	0.125 0.100
M39012/131-X202 [9/]	3	N	S	S	T	F	P	130-RG402 130-00001 130-00002 130-00003	-	-	-	-	-	-	-	-	/36-01	-	-	-	-	-	-	0.125 0.100
M39012/131-X203 [9/]	3	N	S	S	T	F	P	129-RG401	-	-	-	-	-	-	-	-	/5-01	-	-	-	-	-	-	0.125 0.100
M39012/131-X204 [9/]	3	N	S	S	T	F	P	130-RG402 130-00001 130-00002 130-00003	-	-	-	-	-	-	-	-	/5-01	-	-	-	-	-	-	0.125 0.100
M39012/132-X001 [9/]	0, 3	N	S	S	T	A	R	130-RG402 130-00001 130-00002 130-00003	-	-	-	-	-	-	-	-	-	-	-	-	-	-	-	-
M39012/132-X002 [9/]	0, 3	N	S	S	T	A	R	129-RG401	-	-	-	-	-	-	-	-	-	-	-	-	-	-	-	-
M39012/132-X003 [9/]	0, 3	N	S	S	T	E	R	130-RG402 130-00001 130-00002 130-00003	-	-	-	-	-	-	-	-	-	-	-	-	-	-	-	0.125 0.100
M39012/132-X201 [9/]	3	N	S	S	T	F	R	129-RG401	-	-	-	-	-	-	-	-	/36-01	-	-	-	-	-	-	0.125 0.100
M39012/132-X202 [9/]	3	N	S	S	T	F	R	130-RG402 130-00001 130-00002 130-00003	-	-	-	-	-	-	-	-	/36-01	-	-	-	-	-	-	0.125 0.100
M39012/132-X203 [9/]	3	N	S	S	T	F	R	129-RG401	-	-	-	-	-	-	-	-	/5-01	-	-	-	-	-	-	0.125 0.100
M39012/132-X204 [9/]	3	N	S	S	T	F	R	130-RG402 130-00001 130-00002 130-00003	-	-	-	-	-	-	-	-	/5-01	-	-	-	-	-	-	0.125 0.100
M39012/133-X001	0	SMC	-	S	T	-	R	PCB MOUNT	-	-	-	-	-	-	-	-	-	-	-	-	-	-	-	-
M39012/133-X002	0	SMC	-	S	T	-	R	PCB MOUNT	-	-	-	-	-	-	-	-	-	-	-	-	-	-	-	-
M39012/133-X003	0	SMC	-	S	T	-	R	PCB MOUNT	-	-	-	-	-	-	-	-	-	-	-	-	-	-	-	-
M39012/133-X004	0	SMC	-	S	T	-	R	PCB MOUNT	-	-	-	-	-	-	-	-	-	-	-	-	-	-	-	-
M39012/133-X005	0	SMC	-	S	T	-	R	PCB MOUNT	-	-	-	-	-	-	-	-	-	-	-	-	-	-	-	-
M39012/133-X006	0	SMC	-	S	T	-	R	PCB MOUNT	-	-	-	-	-	-	-	-	-	-	-	-	-	-	-	-
M39012/134-X001	0	SMC	-	R	T	-	R	PCB MOUNT	-	-	-	-	-	-	-	-	-	-	-	-	-	-	-	-

MIL-HDBK-1646

APPENDIX C

TABLE C-I. Connector, contact, tool information for M39012 connectors - Continued.

CONNECTOR										CENTER CONTACT TERMINATION (M39012/X)						SHIELD CONTACT TERMINATION (M39012/X)				STRIP LENGTH (IN INCHES)				
PART NUMBER [1/] (SUPERSEDED)	PLATING [1/] [2/]	SERIES	CONTACT TYPE [3/]	FORM [4/]	COUPLING [5/]	CATEGORY [6/]	MATING	COMPATIBLE CABLE GROUP (TABLE C-III OR M17/X) [7/]	MAINTENANCE REPLACEMENTS FOR CATEGORY B [6/]	PART NUMBER	INNER COLOR BAND [8/]	OUTER COLOR BAND [8/]	CRIMP TOOL (M22520/X)			PART NUMBER	CRIMP TOOL (M22520/X)			ENTIRE LENGTH	EXPOSED SHIELD	EXPOSED SHIELD AND DIELECTRIC	EXPOSED CONDUCTOR	
													TOOL	POSITIONER / LOCATOR /DIE	SETTING		TOOL	POSITIONER / LOCATOR /DIE	SETTING					
M39012/134-X002	0	SMC	-	R	T	-	R	PCB MOUNT	-	-	-	-	-	-	-	-	-	-	-	-	-	-	-	-
M39012/134-X003	0	SMC	-	R	T	-	R	PCB MOUNT	-	-	-	-	-	-	-	-	-	-	-	-	-	-	-	-
M39012/134-X004	0	SMC	-	R	T	-	R	PCB MOUNT	-	-	-	-	-	-	-	-	-	-	-	-	-	-	-	-
M39012/134-X005	0	SMC	-	R	T	-	R	PCB MOUNT	-	-	-	-	-	-	-	-	-	-	-	-	-	-	-	-
M39012/134-X006	0	SMC	-	R	T	-	R	PCB MOUNT	-	-	-	-	-	-	-	-	-	-	-	-	-	-	-	-
M39012/135-X001	0	SSMB	-	R	T	-	R	PCB MOUNT	-	-	-	-	-	-	-	-	-	-	-	-	-	-	-	-
M39012/135-X002	0	SSMB	-	R	T	-	R	PCB MOUNT	-	-	-	-	-	-	-	-	-	-	-	-	-	-	-	-
M39012/135-X003	0	SSMB	-	R	T	-	R	PCB MOUNT	-	-	-	-	-	-	-	-	-	-	-	-	-	-	-	-
M39012/135-X004	0	SSMB	-	R	T	-	R	PCB MOUNT	-	-	-	-	-	-	-	-	-	-	-	-	-	-	-	-
M39012/135-X005	0	SSMB	-	R	T	-	R	PCB MOUNT	-	-	-	-	-	-	-	-	-	-	-	-	-	-	-	-
M39012/135-X006	0	SSMB	-	R	T	-	R	PCB MOUNT	-	-	-	-	-	-	-	-	-	-	-	-	-	-	-	-
M39012/136-X001	3, 4	SSMA	P	S	T	A	P	133-RG405	-	-	-	-	-	-	-	KIT NUMBER: OMNI SPECTRA T-200, AMPHENOL 901-2500, OR EQUIVALENT.			-	-	-	-	-	
M39012/136-X002	3, 4	SSMA	P	S	T	E	P	133-RG405	-	-	-	-	-	-	-	KIT NUMBER: OMNI SPECTRA T-200, AMPHENOL 901-2500, OR EQUIVALENT.			-	-	-	0.120 0.100		
M39012/136-X101	3, 4	SSMA	P	S	T	A	P	133-RG405	-	-	-	-	-	-	-	-	-	-	-	-	-	-	-	-
M39012/136-X102	3, 4	SSMA	P	S	T	E	P	133-RG405	-	-	-	-	-	-	-	KIT NUMBER: OMNI SPECTRA T-200, AMPHENOL 901-2500, OR EQUIVALENT.			-	-	-	0.120 0.100		
M39012/137-X001	3, 4	SSMA	P	R	T	A	P	133-RG405	-	-	-	-	-	-	-	-	-	-	-	-	-	-	-	-
M39012/137-X002	3, 4	SSMA	P	R	T	E	P	133-RG405	-	-	-	-	-	-	-	KIT NUMBER: OMNI SPECTRA T-200, AMPHENOL 901-2500, OR EQUIVALENT.			-	-	-	0.070 0.050		
M39012/137-X101	3, 4	SSMA	P	R	T	A	P	133-RG405	-	-	-	-	-	-	-	-	-	-	-	-	-	-	-	-
M39012/137-X102	3, 4	SSMA	P	R	T	E	P	133-RG405	-	-	-	-	-	-	-	KIT NUMBER: OMNI SPECTRA T-200, AMPHENOL 901-2500, OR EQUIVALENT.			-	-	-	0.070 0.050		
M39012/138-X001 [10/]	3	SSMA	S	S	T	A	R	133-RG405	-	-	-	-	-	-	-	-	-	-	-	-	-	-	-	-
M39012/138-X001 [10/]	4	SSMA	S	S	T	A	R	133-00001 THRU 133-00011	-	-	-	-	-	-	-	-	-	-	-	-	-	-	-	-
M39012/138-X002 [10/]	3	SSMA	S	S	T	E	R	133-RG405	-	-	-	-	-	-	-	-	-	-	-	-	-	-	0.070 0.050	
M39012/138-X002 [10/]	4	SSMA	S	S	T	E	R	133-00001 THRU 133-00011	-	-	-	-	-	-	-	-	-	-	-	-	-	-	0.070 0.050	

MIL-HDBK-1646

APPENDIX C

TABLE C-I. Connector, contact, tool information for M39012 connectors - Continued.

CONNECTOR										CENTER CONTACT TERMINATION (M39012/X)					SHIELD CONTACT TERMINATION (M39012/X)			STRIP LENGTH (IN INCHES)						
PART NUMBER [1/] (SUPERSEDED)	PLATING [1/] [2/]	SERIES	CONTACT TYPE [3/]	FORM [4/]	COUPLING [5/]	CATEGORY [6/]	MATING	COMPATIBLE CABLE GROUP (TABLE C-III OR M17/X) [7/]	MAINTENANCE REPLACEMENTS FOR CATEGORY B [6/]	PART NUMBER	INNER COLOR BAND [8/]	OUTER COLOR BAND [8/]	CRIMP TOOL (M22520/X)			PART NUMBER	CRIMP TOOL (M22520/X)			ENTIRE LENGTH	EXPOSED SHIELD	EXPOSED SHIELD AND DIELECTRIC	EXPOSED CONDUCTOR	
													TOOL	POSITIONER / LOCATOR / DIE	SETTING		TOOL	POSITIONER / LOCATOR / DIE	SETTING					
M39012/139-X001	3, 4	SSMA	P	S	T	A	P	II	-	-	-	-	-	-	-	-	-	-	-	-	-	-	-	-
M39012/139-X002	3, 4	SSMA	P	S	T	C	P	IIa	-	-	-	-	-	-	-	/5-01	/5-03	A	-	0.281	0.562	0.095		
M39012/139-X101	3, 4	SSMA	P	S	T	A	P	II	-	-	-	-	-	-	-	-	-	-	-	-	-	-	-	-
M39012/139-X102	3, 4	SSMA	P	S	T	C	P	IIa	-	-	-	-	-	-	-	/5-01	/5-03	A	-	0.281	0.562	0.095		
M39012/140-X001	3, 4	SSMA	P	R	T	A	P	II	-	-	-	-	-	-	-	-	-	-	-	-	-	-	-	-
M39012/140-X002	3, 4	SSMA	P	R	T	C	P	IIa	-	-	-	-	-	-	-	/5-01	/5-03	A	-	0.281	0.562	0.095		
M39012/140-X101	3, 4	SSMA	P	R	T	A	P	II	-	-	-	-	-	-	-	-	-	-	-	-	-	-	-	-
M39012/140-X102	3, 4	SSMA	P	R	T	C	P	IIa	-	-	-	-	-	-	-	/5-01	/5-03	A	-	0.281	0.562	0.095		
M39012/141-X001	0	SSMB	-	S	T	-	R	PCB MOUNT	-	-	-	-	-	-	-	-	-	-	-	-	-	-	-	-
M39012/141-X002	0	SSMB	-	S	T	-	R	PCB MOUNT	-	-	-	-	-	-	-	-	-	-	-	-	-	-	-	-
M39012/141-X003	0	SSMB	-	S	T	-	R	PCB MOUNT	-	-	-	-	-	-	-	-	-	-	-	-	-	-	-	-
M39012/141-X004	0	SSMB	-	S	T	-	R	PCB MOUNT	-	-	-	-	-	-	-	-	-	-	-	-	-	-	-	-
M39012/141-X005	0	SSMB	-	S	T	-	R	PCB MOUNT	-	-	-	-	-	-	-	-	-	-	-	-	-	-	-	-
M39012/141-X006	0	SSMB	-	S	T	-	R	PCB MOUNT	-	-	-	-	-	-	-	-	-	-	-	-	-	-	-	-

MIL-HDBK-1646

APPENDIX C

TABLE C-I. Connector, contact, tool information for M39012 connectors - Continued.

NOTES:

[1/] Replace "X" with available plating type from adjacent column. Refer to Table C-II for plating options.

[2/] Only connectors with compatible materials should be mated to avoid dissimilar metal problems. Nickel-plated bodies are not for use in applications where passive intermodulation generation (PIM) may be a concern. If available, silver is the preferred plating option.

[3/] Connector "P" represents pin, "S" represents socket, "N" represents no contact, "--" represents PCB mount.

[4/] Connector configurations; "S" represents straight, "R" represents right angle.

[5/] Connector coupling; "T" represents threaded, "B" represents bayonet.

[6/] Category B connectors are not field replaceable. They are for OEM use only and will not be stocked/procured by the government. Refer to "Part Number" column for preferred connector.

[7/] Refer to table C-III for compatible cable specification detail sheet, or M17/X for additional information.

[8/] Refer to table C-IV for contact color acronyms.

[9/] The specification detail sheet for this part number is cancelled.

[10/] Ensure the designated connector plating and compatible cable group are employed. Failure to employ designated connector/cable pairings will affect system performance. Multiple combinations are offered in subsequent rows.

[11/] This connector has unique current/superseded connector pairings that cannot be substituted. Only the designated plating options are authorized.

MIL-HDBK-1646
APPENDIX C

TABLE C-II. Plating options for M39012 connectors.

X	PLATING
0	Silver-Plated Brass
3	Passivated Corrosion-Resistant Steel
4	Gold-Plated Copper Beryllium
7	Nickel-Plated Brass

MIL-HDBK-1646

APPENDIX C

TABLE C-III. Compatible cable groups (M17/X) for M39012 connectors.

GROUP	PART NUMBER
I	169-00001
	93-RG178
II	113-RG316
	119-RG174
	172-00001
	173-00001
	196-00001
	94-RG179
IIa	113-RG316
	119-RG174
	172-00001
	173-00001
	196-00001
IIb	94-RG179
III	152-00001
IV	157-00001
	187-00001
	198-00001
	54-RG122
V	95-RG180

GROUP	PART NUMBER
VI	111-RG303
	128-RG400
	155-00001
	158-00001
	167-00001
	170-00001
	175-00001
	183-00001
	194-00001
	197-00001
	200-00001
	28-RG58
VIa	60-RG142
	84-RG223
	111-RG303
	155-00001
	170-00001
	183-00001
VIb	197-00001
	28-RG58
	128-RG400
	158-00001
	167-00001
	175-00001
VIb	194-00001
	200-00001
	60-RG142
	84-RG223

GROUP	PART NUMBER
VII	110-RG302
XII	165-00001
VII	163-00001
	185-00001
XII	192-00001
VII	195-00001
	29-RG58
	30-RG62
	90-RG71
	97-RG210
	110-RG302
VIIa	184-00001
	185-00001
	29-RG58
	30-RG62
	97-RG210
	195-00001
VIIb	90-RG71
VIII	112-RG304
	162-00001
	171-00001
	180-00001
	188-00001
	199-00001
IX	2-RG6
	73-RG212
	168-00001
	92-RG115

GROUP	PART NUMBER
X	127-RG393
	159-00001
	163-00001
	164-00001
	174-00001
	181-00001
	189-00001
	190-00001
	191-00001
	62-RG144
	65-RG165
	6-RG11
	74-RG213
	75-RG214
	77-RG216
	86-00001
Xa	159-00001
	163-00001
	189-00001
	65-RG165
Xb	74-RG213
	127-RG393
	164-00001
	174-00001
	190-00001
	75-RG214
Xc	86-00001
	181-00001
	62-RG144
Xd	6-RG11
	191-00001
	77-RG216

GROUP	PART NUMBER
XI	189-00002
	74-RG215
XII	78-RG217
XIII	161-00001
	72-RG211
XIV	166-00001
	193-00001
	79-RG218
XV	129-00001
	129-RG401
XVI	130-00001
	130-00002
	130-00003
	130-00004
	130-00005
	130-00006
	130-00007
	130-RG402
XVII	133-00001
	133-00002
	133-00003
	133-00004
	133-00005
	133-00006
	133-00007
	133-00008
	133-00009
	133-00010
	133-00011
	133-RG405
XVIII	151-00001
	151-00002
XIX	154-00001
	154-00002

MIL-HDBK-1646
APPENDIX C

TABLE C-IV. Contact color acronyms.

COLOR	ACRONYM
White	WHT
Gray	GRA
Violet	VIO
Blue	BLU
Green	GRN
Yellow	YEL
Orange	ORN
Red	RED
Brown	BRN
Black	BLK
Gold	GLD
Silver	SIL
Maroon	MRN

MIL-HDBK-1646
APPENDIX D

GUIDANCE ON EWIS DESIGN AND COMPONENT SELECTION

D.1 SCOPE

D.1.1 Scope. This appendix provides guidance to users of this handbook on EWIS design and component selection. The information contained in this appendix is intended for guidance only.

D.2 APPLICABLE DOCUMENTS

D.2.1 Government documents. The document listed below is applicable to this appendix.

MIL-STD-889 - Dissimilar Metals

(Copies of these documents are available online at <http://quicksearch.dla.mil/>.)

D.3 GUIDANCE

D.3.1 Criteria for contact, connector, and tool selection. When making design decisions regarding contact selection, the following criteria should be considered:

- a. The contact/connectors/tools should be the best type available for aerospace use in military equipment.
- b. Coordinated Department of Defense or commercial source specifications should be available.
- c. Contacts, connectors, and tools should be qualified and approved.
- d. Contact/connectors/tools with established reliability should be used.

D.3.1.1 Choice of contact types. The variety of contact types used in any particular equipment should be the minimum necessary to obtain satisfactory performance.

D.3.1.2 Choice of servicing tools. The variety of tooling used, should be the minimum necessary to obtain satisfactory performance. Where more than one type of tool can be used in a given application, consideration should be given to qualification status, cost, availability, and human factors. In tables A-I, B-I, B-II and C-I, the preferred tool is listed first. If a second choice is listed in parentheses, it is provided as the alternate or superseded option. On limited occasions the only tool available is the commercial version.

D.3.1.3 Qualified sources. After a preliminary selection of the desired contact and tooling has been made, reference should be made to the applicable qualified products list for listing of qualified sources. The Qualified Products List (QPL) is available at: <http://www.navair.navy.mil/qpl/> and the Qualified Products Database (QPD) at: <http://qpldocs.dla.mil/default.aspx>

D.3.1.4 Reliability. Where quantitative reliability requirements specified as part of the equipment requirements are such that the use of parts with established reliability is dictated, such

MIL-HDBK-1646

APPENDIX D

parts should be selected from approved, qualified parts lists with established reliability specification requirements.

D.3.1.5 Dissimilar metals and compatible couples. Dissimilar metals and compatible couples are defined in MIL-STD-889. Dissimilar metals should not be used in intimate contact unless suitably protected against electrolytic or galvanic corrosion. Because of the seriousness of galvanic corrosion, every effort should be made to avoid the use of dissimilar metals, to exclude moisture or other electrolyte from the system and to protect metal surfaces in the contact area. When mixing materials and platings, at the interface of a receptacle, plug, and backshell, the engineer needs to consider what kind of galvanic activity is occurring. The use of dissimilar metals in contact with each other which tend toward active galvanic corrosion (particularly brass, copper, or steel used in contact with aluminum or aluminum alloy), is not acceptable. However, metal plating of dissimilar base metals to provide similar or suitable abutting surfaces is permitted. The use of dissimilar metals separated by a suitable insulating material is also permitted. It must be recognized that humidity and moisture controlled environments can be assured only by hermetically sealed compartments or containers in which moisture vapor content has been adequately reduced so no galvanic corrosion can occur. Due to the fact that hermetically sealed compartments can be compromised, the usage of one should take into account the cost of latent defects.

D.3.1.6 Service life of electrical interconnections. The service life of electrical interconnections is affected by factors like: residual contact force, vibration, extreme temperatures/cycles, and corrosion. The time-to-failure depends on the connection technology and configuration, materials, and on the connector service environment. It can vary widely from hours to tens of years. Please note that the primary cause of connector/contact failure is always preceded by a significant increase in contact resistance at the electrical interfaces. Contact resistance originates from the fundamental property of electrical junctions and the area of metallic contact, which is generally very small. Degradation stems from a large decrease in this small area of contact due to the synergistic action of failure-inducing mechanisms as mentioned above.

D.3.1.7 Passive Inter-Modulation (PIM). PIM is a form of intermodulation distortion which can occur in a variety of areas from coaxial connectors to cables, particularly in any joint where dissimilar metals are employed. PIM can produce interference, and this can sometimes hide the wanted signal. Accordingly it is often necessary to try to remove the element that generates the passive intermodulation so that interference generated can be removed. PIM can occur even when no active components are present.

MIL-HDBK-1646

CONCLUDING MATERIAL

Custodians:

Army – CR
Navy – AS
Air Force – 85
DLA – CC

Preparing activity:

Navy - AS
(Project 5120-2016-008)

Review activities:

Army – AR, AT, AV, CR4, MI
Navy – EC, MC, OS, SH
Air Force – 11, 19

NOTE: The activities listed above were interested in this document as of the date of this document. Since organizations and responsibilities can change, you should verify the currency of the information above using the ASSIST Online database at <https://assist.dla.mil>.