

AA-F-358F
 INT. AMENDMENT-3
 July 1, 1976
 SUPERSIDING
 INT. AMENDMENT-2
 July 28, 1972

INTERIM AMENDMENT
 TO
 FEDERAL SPECIFICATION
 FILING CABINET, STEEL, LEGAL AND LETTER
 SIZE, UNINSULATED, SECURITY

This interim amendment was developed by Federal Supply Service, General Services Administration, Washington, DC 20406, based upon currently available technical information. It is recommended that Federal agencies use it in procurement and forward recommendations for changes to the preparing activity at the address shown above.

The General Services Administration has authorized the use of this interim amendment as a valid exception to Federal Specification AA-F-358F, dated July 6, 1971.

PAGE 1

Paragraph 1.1 Scope. Delete in its entirety and substitute a new scope as follows:

"1.1 Scope. This specification covers uninsulated security filing cabinets which are designed to conform to the standards for physical security equipment as set forth in the 'National Security Council Directive Governing The Classification, Downgrading, Declassification and Safeguarding Of National Security Information.' The cabinets provide the degree of protection to their contents for the periods of time specified in 1.2.1."

Add a new paragraph as follows:

"1.2.2 Design. When specified (see 6.2), the class 6 cabinets in size I, 2-drawer, and size V, 5-drawer types shall be of the following design:

Design - ML - Independently controlled lock drawers (each drawer having its own individual combination lock and locking mechanism (see 3.3.1.1) and (figure 1).

PAGE 3

Paragraph 3.3.1 Design. Delete in its entirety and substitute the following:

"3.3.1 Design. All cabinets shall be one drawer wide and have the number of drawers specified in 1.2.1. The class 6, sizes I and V, ML designed cabinets (see 1.2.2) shall be as specified in 3.3.1.1."

Add a new paragraph as follows:

"3.3.1.1 ML designed cabinets. The general exterior appearance of the ML designed cabinets shall be as shown in figure 1. The illustrations depicted thereon identify the basic styling required. They do not represent specific location or design of face hardware (locks, drawer handles, and label holders), on drawer fronts, unless otherwise specified herein. All exterior and interior dimensions and weights of ML units shall be as specified in tables I, II, and III as applicable to the class 6, sizes I and V cabinets. The ML cabinets shall have interior, drawer compartment, privacy partitions securely installed between each drawer. The partitions shall be of not less than 20 gage

FSC 7110

AA-P-358P

(0.0359-inch) thick steel securely welded in position and shall completely isolate each drawer from any other drawer in the cabinet. The cabinet, with all drawers closed and locked shall be tested for class 6 security protection as specified in section 3.4.1.1. The cabinet's component parts, including drawers, drawer suspensions, drawer follower blocks, and other movable parts shall be as specified in section 3 for class 6 cabinets and shall be tested accordingly as specified in section 4."

Paragraph 3.3.2, table I, Depth maximum (last column) - Delete all "32- $\frac{1}{2}$ " figures in the column and substitute "33- $\frac{1}{2}$."

PAGE 5

Paragraph 3.3.4 Assembly. On line 4 delete the sentence beginning with the words "All depressed or protruding welds..." and substitute the following "The greatest depth permitted on depressed spot welds on exterior surfaces shall be not more than 1/64 inch (0.0156). All excessively depressed spot welds and all cratered spot welds shall be filled, ground smooth, and enamel finished so as to blend with the enamel finish of the cabinets."

PAGE 7

Paragraph 3.3.7.3 - After 1st sentence insert "Alternatively, the plating for the follower block support may have an oxide coating with the entire member then coated with an organic finish which dries to a hard film."

Paragraph 3.3.8 - Delete lines 6 and 7 and substitute the following:

"shall be used to cover weld burned areas. Alternatively, an oxide coating may be used with the entire member then coated with an organic finish which dries to a hard film."

PAGE 8

Paragraph 3.4.1 Locking mechanism. After the last sentence in this paragraph add the following sentence:

"The requirements in 3.4.1 and 4.4.8.5 do not apply to the ML designed cabinets (see 1.2.2). Paragraph 3.4.1.1 specifies locking mechanism and combination lock requirements for ML cabinets."

Add a new paragraph as follows:

"3.4.1.1 Locking mechanism and combination lock for ML cabinets. Each drawer compartment and drawer in the ML design cabinet shall have its own positive, dead bolt locking mechanism and combination lock to provide the required security for the individual drawer. The proper opening and closing of individual drawers shall be accomplished regardless of the open or closed position of any other drawer or drawers in the cabinet. The combination lock furnished shall be as specified in 3.4.2. The installation of the lock shall be as specified in 3.4.2.1."

PAGE 12

Paragraph 4.4.8 Test methods and inspections. Add the following sentence: "Unless otherwise specified herein, each cabinet drawer shall be loaded with file folders filled with correspondence papers in the weights specified below. The load shall be equally distributed from front to back and side to side in the drawer:

Letter size drawer	-	50 pounds
Legal size drawer	-	60 pounds."

Paragraph 4.4.8.1 Rack test. Delete the 1st sentence and the 2nd sentence and substitute the following:

"The cabinet, with all drawers loaded as specified in 4.4.8 shall be placed in a level upright position."

Same paragraph (4.4.8.1). Line 5. Delete "10 pounds when measured with a force gage as specified in 4.4.8.2" and substitute the following: "the drawer operating force specified in 4.4.8.2".

Paragraph 4.4.8.2 Service test. Line 3. Delete "4.4.8.1" and substitute "4.4.8."

Paragraph 4.4.8.3 Moving test. Line 1. Delete "4.4.8.1." and substitute "4.4.8."

Paragraph 4.4.8.4 Follower block test. Line 1. Delete "60 pounds" and substitute "40 pounds".

Paragraph 4.4.8.5 Lock drawer test. Delete the 2nd sentence and substitute the following:

"The cabinet with all drawers loaded as specified in 4.4.8, shall be unlocked and opened."

PAGE 13

Paragraph 4.4.8.7 Drop test. Line 1. Delete "with 60 pounds of weight" and substitute "as specified in 4.4.8".

Paragraph 4.4.8.7.1 Thirty six inch drop test. Line 1. Before the 1st sentence add the following sentence:
"Each drawer of the cabinet shall be loaded as specified in 4.4.8."

Paragraph 4.4.8.7.2 Thirty foot drop test. Line 1. Delete the word "loaded" and following the word "cabinet" insert, "loaded as specified in 4.4.8".

Paragraph 4.4.8.8 Surreptitious and forced entry test. Before the 1st sentence add the following sentence
"The cabinet drawers shall be loaded as specified in 4.4.8."

Paragraph 4.4.8.9 Entry by biological techniques. Before the 1st sentence add the following sentence
"All cabinet drawers shall be empty for this test."

PAGE 15

Paragraph 6.2 Ordering data. Delete in its entirety and substitute the following:

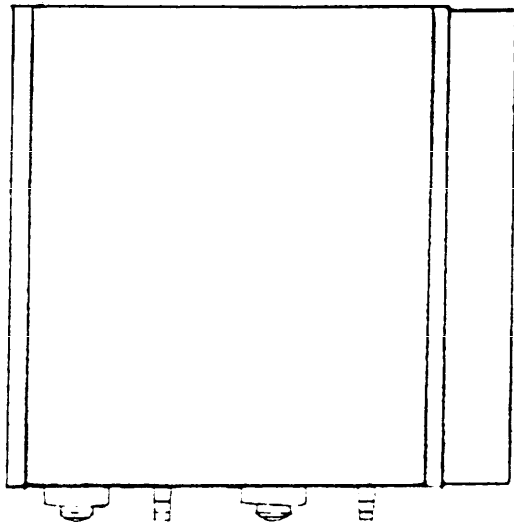
"6.2 Ordering data. Purchasers should select the preferred options permitted herein and include the following information in procurement documents:

- (a) Title, symbol, and date of this specification.
- (b) Class and size required (see 1.2.1).
- (c) Whether M design is required (see 1.2.2).
- (d) If class 6, size VIII, whether padlock and chain required (see 3.3.11).
- (e) Whether hand or key change type combination lock required (see 3.4.2).
- (f) Whether caster base platform required (see 3.8).
- (g) Levels of packaging, packing, and marking required (see 5.1, 5.2, and 5.3)."

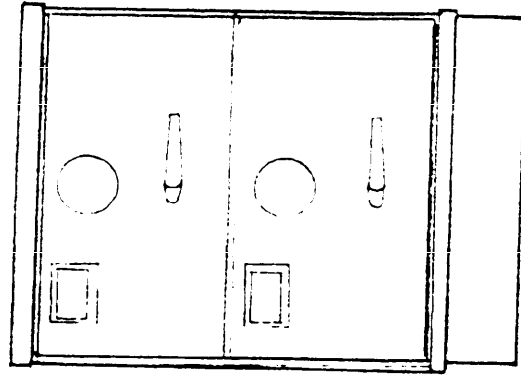
PAGE 16

Add the following figure 1 (drawing):

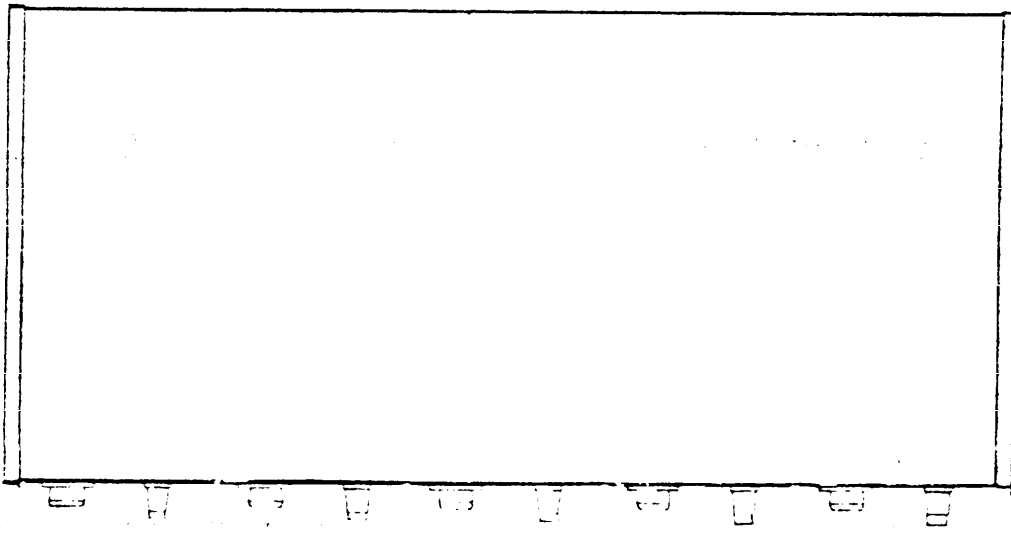
AA-F-358F



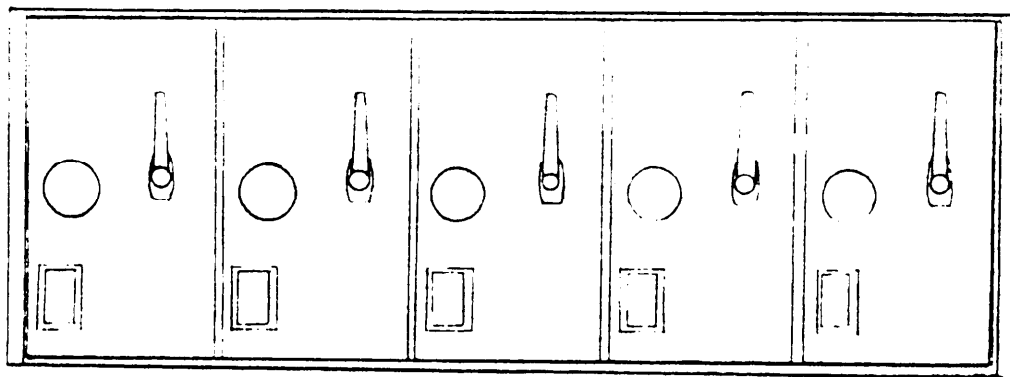
(Side View)



(Front view)



(Side View)



(Front View)

FIGURE 1.

MIL Design, Class 6 Security Cabinets.
2- and 5- Drawer sizes.

(Weights and dimensions as specified in Tables I, II, and III).