

CHANGE NOTICES ARE NOT CUMULATIVE
AND SHALL BE RETAINED UNTIL SUCH
TIME AS THE STANDARD IS REVISED.

FED. TEST METHOD STD. 191A
CHANGE NOTICE 3
January 15, 1986

FEDERAL TEST METHOD STANDARD

TEXTILE TEST METHODS

The following changes, which form a part of FED.
TEST METHOD STD. 191A, dated July 20, 1978, are
approved by the Assistant Administrator, Office
of Federal Supply and Services, General Services
Administration for the use of all Federal agencies.

REMOVE : Standard Test Method 2015.1 of August 15, 1985

ADD : Revised Standard Test Method 2015.2 of January 15, 1986.

MILITARY INTEREST:

CIVIL AGENCY COORDINATING ACTIVITIES:

Custodians

GSA - FSS

HHS - NIH

Army - GL

Navy - NU

Air Force - 20

PREPARING ACTIVITY

Army - GL

Review activities

Project No. 83GP-0021

Army - AR, EA, MD, ME, TE

Navy - AS, SH

Air Force - 11, 82, 99

RETAIN THIS CHANGE NOTICE AND INSERT BEFORE THE TABLE OF CONTENTS

AMSC N/A

FSC 83GP

DISTRIBUTION STATEMENT A. Approved for public release; distribution is
unlimited.

METHOD 2015.2
January 15, 1986
SUPERSEDING METHOD 2015.1
Dated August 15, 1985

SODIUM 5-CHLORO-2-[4 CHLORO-2-[3-(3, 4 DICHLOROPHENYL)-
UREIDO]-PHENOXY] BENZENESULFONATE CONTENT

1. SCOPE

1.1 This method is intended for determining the sodium 5-chloro-2-[4-chloro-2-[3-(3, 4-dichlorophenyl)-ureido]-phenoxy] benzenesulfonate content of woolen textile materials that have been treated with this compound as a mothproofing agent (see 7.1 and 7.2).

2. TEST SPECIMEN

2.1 All Wool. When the material to be tested is 100-percent wool, the specimen shall weigh 500 ± 50 mg.

2.2 Polyester and wool blend. When the material to be tested is a blend of polyester and wool, the specimen shall weigh 1000 ± 100 mg.

3. NUMBER OF DETERMINATIONS

3.1 Unless otherwise specified in the procurement document, two specimens shall be tested from each sample unit.

4. APPARATUS AND REAGENTS

4.1 Apparatus.

4.1.1 Electric heater with variable control.

4.1.2 Heat resistant glass flask. A 250-mL round bottom single neck, alkali resistant, heat resistant glass flask.

4.1.3 250-mL trap bulb and connecting arm (see figure 2015A).

4.1.4 Graham condenser (jacket 300-mm long).

4.1.5 Funnel.

4.1.6 Flasks. Six 100-mL volumetric, low actinic red or light sensitive.

4.1.7 Flasks, volumetric. 200 mL, 250 mL, 500 mL, 1000 mL.

4.1.8 Pipettes.

FED. TEST METHOD STD. 191A

METHOD 2015.2

4.1.9 Weighing bottles.4.1.10 Boiling stones.

4.1.11 Spectrophotometer. A spectrophotometer having a maximum transmission at approximately 550 nanometers.

4.1.12 Silicone stopcock lubricant.4.1.13 Silicone antifoam.4.1.14 Analytical balance.4.1.15 Air oven.4.1.16 Soxhlet extractor.4.1.17 Standard laboratory dessicator with drying medium.

4.2 Reagents. All reagents shall be prepared with distilled or deionized water.

4.1 3,4 Dichloroaniline. Pure ($C_6H_3Cl_2NH_2$ MW 162.02) is preferable to store in a refrigerator.

4.2.2 2.5 N potassium hydroxide. Dissolve 165g (\pm 3g) potassium hydroxide 85 percent into 1000-mL volumetric flask, fill to mark with water.

4.2.3 5.0 N hydrochloric acid. Dilute 570g (\pm 10g) HCL 35 percent into 1000-mL volumetric flask, fill to mark with water.

4.2.4 0.1 N sodium nitrite. Dissolve 6.9g (\pm 0.1g) $NaNO_2$ into 1000-mL volumetric flask and dilute to mark with water. This solution will stay stable for at least 2 months.

4.2.5 0.2 N sulfamic acid. Dissolve 9.7g (\pm 0.2g) H_2NSO_3H into 500-mL volumetric flask and fill to mark with water. This solution will stay stable for at least 2 months.

4.2.6 Acetic acid 50 percent. Dilute 500-mL glacial acetic acid with 500-mL water.

4.2.7 1.0 percent N-(1-naphthyl)-ethylenediamine-dihydrochloride. Dissolve 1 g (\pm 0.02g) $C_{10}H_7NHCH_2CH_2 \cdot 2HCl \cdot CH_3OH$ into 100-mL Volumetric flask and fill to mark with water. This solution has to be stored in a dark glass bottle. Initial solution is water clear and should be renewed as soon as it changes color.

5. PROCEDURE

5.1 Preparation of standard reference solution.

5.1.1 Dichloroaniline-hydrochloride standard stock solution. On an analytical balance, weigh out 200 mg (± 0.2 mg) pure 3, 4 dichloroaniline and place in a 1000-mL volumetric flask. To that, add 2-mL 5 N hydrochloric acid and 100-mL distilled water. Dissolve by heating slowly in a water bath and fill to the mark with distilled water. The solution should be good for 2 to 4 weeks.

5.1.2 Standard reference solution. Put 25-mL of the standard stock solution into 500-mL volumetric flask and fill to mark with water. Place 5, 10, 15, 20, and 25-mL of this dilution in 100-mL light sensitive volumetric flasks and add to each of them 1-mL 5 N hydrochloric acid.

5.1.3 Diazotization development, and spectrophotometric measuring of standard reference solution. Add 5-mL 0.1 N sodium nitrate to each of the 100-mL light sensitive volumetric flasks (see 5.1.2). Shake and let rest for at least 2 minutes. Destroy the excess nitrite by adding 5 mL 0.2 N sulfamic acid and shake vigorously (be sure to agitate until bubbling subsides because bubbles in cuvette cause erroneous readings). After at least 2 minutes, dilute the diazotizing mix with 40-mL acetic acid (50 percent), shake and add 5-mL N-(1 Naphthyl)-ethylenediamine-dihydrochloride solution (1 percent). Add water up to the 100-mL mark, invert six times (shake) and let rest for 10 minutes (measuring solution). (At 20°C, the final color strength is reached after only 5 minutes; if the solution is not exposed to very bright light the strength of color will not change for at least 12 hours). Place in cuvette and measure absorbance of each dilution with the spectrophotometer and read its absorbance at the maximum (550 nanometers). Draw a calibration curve of these measured absorbance against mg of dichloroaniline and mg mothproofing agent. A sample calibration curve is included (see chart on figure 2015B).

5.2 Weight of dry specimen. The specimen shall be placed in a weighing bottle, dried in a circulating oven at least 1 hour at a temperature of 2210 to 2300F, cooled in a desiccator, and weighed. Repeat this cycle until a weight is obtained that is constant to ± 0.001 g. This is the "weight of dry specimen".

5.3 Testing of specimens containing 100 percent wool. Cut specimen into small pieces and place in a 250-mL round bottom distillation flask with a few boiling stones. Add 180 mL 2.5 N potassium hydroxide solution and three drops of antifoam. Carefully grease the joints with silicone lubricant and assemble the apparatus as shown in figure 2015C. Heat the flask content until it boils and distills about 150-mL (approximately 1 hour). Use a 200-mL volumetric flask

METHOD 2015.2

containing 10-mL 5 N hydrochloric acid and having a mark at 150-mL as distilling receiver. Avoid spilling any of the alkaline solution or foam into the receiver. After the distillation, take the 200-mL volumetric flask containing the distillate combined with hydrochloric acid, add distilled water at room temperature up to the 200-mL mark and mix it (=specimen stock solution). Place a 30-mL aliquot of specimen stock solution in 100-mL light sensitive flask and proceed as in 5.1.3 for diazotation.

5.4 Testing specimen of polyester/wool blends. The specimen shall be extracted with chloroform for 10 cycles in a Soxhlet extractor. Dry the specimen and continue with the procedure described in 5.3.

5.5 Calculations.

5.5.1 Specimens contains polyester/wool blend. The percent mothproofing agent on the wool fiber shall be calculated from the absorbance measurements as follows:

$$\text{Percent mothproofing agent} = \frac{M \times 100}{W_2 \times 0.15}$$

Where: M = Amount of mothproofing agent (mg) contained in the measuring solution which equals the measured absorbance. It will be read off the Calibration Curve (see figure 2015B).

W₂ = weight of dry specimen
0.15 = Constant value when using 30-mL aliquot sample

5.5.2 Specimens containing polyester/wool blend. The percent mothproofing agent on the wool fiber shall be calculated from absorbance measurements as follows:

$$\text{Percent mothproofing agent} = \frac{100 \times 1.09}{0.15 \times P}$$

Where: P = Proportion of wool in sample, expressed as a decimal to the nearest 0.01.

6. REPORT

6.1 The percent mothproofing agent content of the sample unit shall be reported as the average of the values obtained for the specimens tested and shall be reported to the nearest 0.1 percent.

6.1.1 The individual value for each individual specimen used to calculate the average shall be reported to the nearest 0.01 percent.

FED. TEST METHOD STD. 191A

METHOD 2015.2

7. NOTES

7.1 This method determines the content as an 80-percent active as is material.

7.2 This mothproofing formulation may be obtained under the trade name of Mitin FF High Cone. from Ciba-Geigy Corp., Dyestuffs and Chemicals Division, Swing Road, Greenboro, NC 27409 or under the name of Intracide M from Dyes and Chemicals Division, Crompton and Knowles Corp., Route 208, Fair Lawn, NJ 07410.

MTEHOD 2015.2

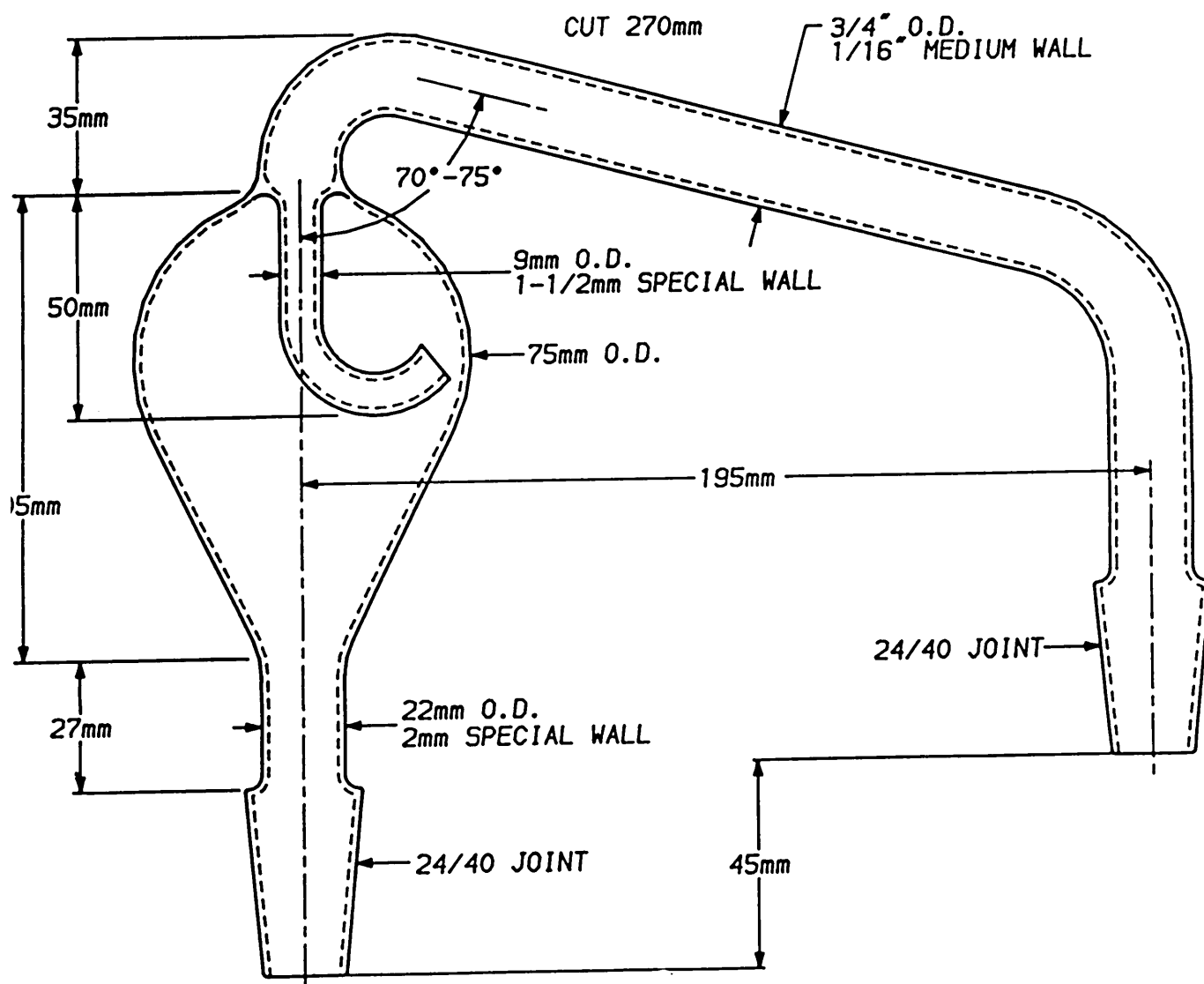


FIG. 2015A. TRAP BULB AND CONNECTING ARM

5-7-189

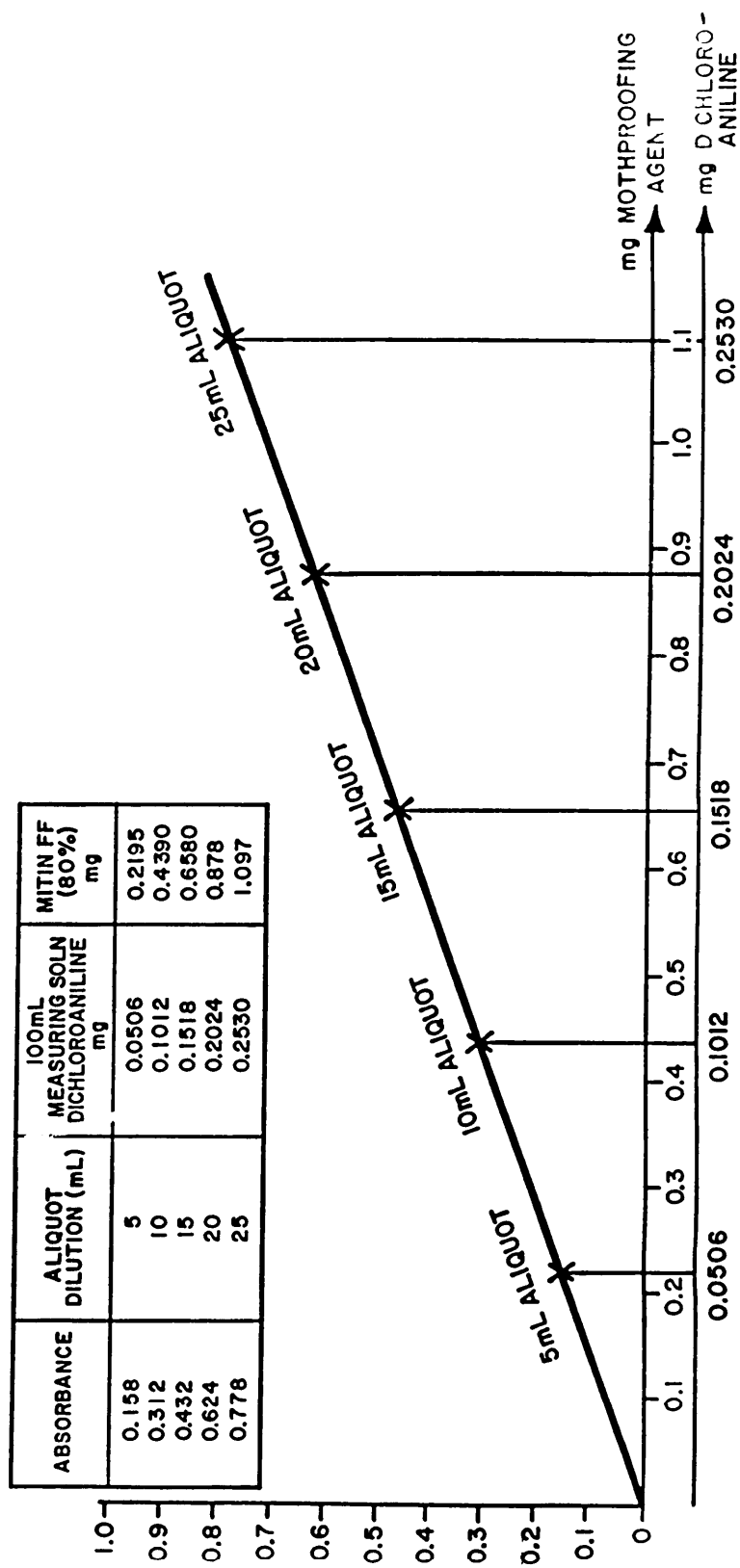
FIGURE 2015B

DETERMINATION OF MOTHPROOFING CALIBRATION CURVE

WEIGHED PORTION 202.4 mg 3, 4 DICHLOROANILINE INTO 1000mL, 25/1000 INTO 500mL = DILUTION

$$\text{SAMPLE CALCULATION: } \left(\frac{202.4 \text{ mg} \times 25 \text{ mL} \times (\text{mL ALIQUOT USED})}{1000 \text{ mL} \times 500 \text{ mL}} \right) \times \left(\frac{702.73}{162.02} \right) = \text{mg MOTHPROOFING AGENT}$$

WHERE 162.02 = MW 3, 4 DICHLOROANILINE; 702.73 = $\frac{562.18 \text{ MW MITIN FF OR INTRACIDE M}}{.8 \text{ (ACTIVE)}}$



METHOD 2015.2

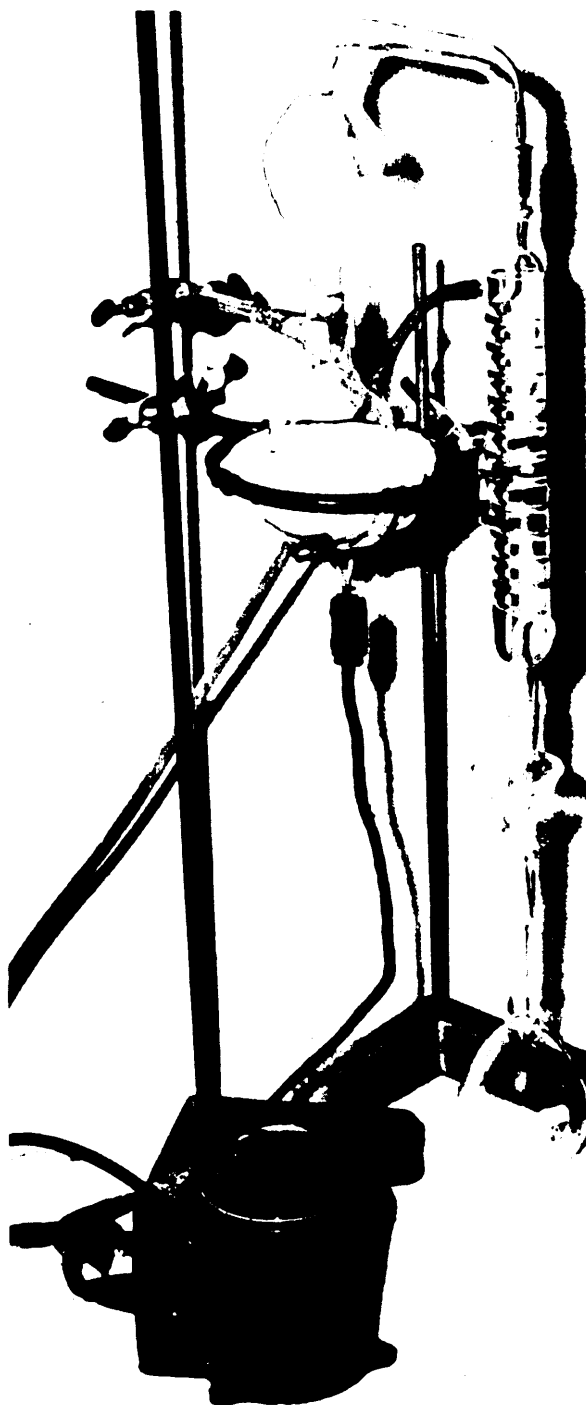


FIG 2015C DISTILLING APPARATUS

FED. TEST METHOD STD. 191A