

[INCH-POUND]
A-A-55427B
February 1, 2006

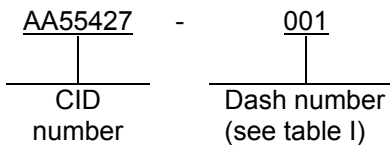
SUPERSEDING
A-A-55427A
February 16, 2001

COMMERCIAL ITEM DESCRIPTION

FUSEHOLDER, BLOCK, CLASS H, 60 AMPERE, 250 V AC, ONE, TWO, AND THREE POLE

The General Services Administration has authorized the use of this commercial item description (CID) for all federal agencies.

1. **SCOPE.** This CID covers the general requirements for one, two, and three pole, 60 ampere, 250 V AC, type H fuseholder blocks. Fuseholders covered by this CID are intended for commercial/industrial applications.
2. **CLASSIFICATION/PART OR IDENTIFICATION NUMBER (PIN).** This CID uses a classification system which is included in the Part Identification Number (PIN) as shown in the following example (see 7.1).



3. SALIENT CHARACTERISTICS.

3.1 Interface and physical dimensions. Fuseholders supplied to this CID shall be as specified herein and shall meet the requirements of UL 512 for class H fuseholders (see figure 1).

3.2. Ampere rating. The ampere rating shall be 60 amperes maximum.

3.3 Voltage rating. The voltage rating shall be 250 V ac maximum.

3.4 Interrupting rating. This class H fuseholder shall be used with class H fuses that have an interrupting rating of 10,000 amperes maximum.

3.5 Wire termination. Wire termination shall be specified on figure 2 and as follows:

- a. Screw connector for use with spade tugs or ring terminals.
- b. Screw with pressure plate connector for use with solid or standard wire without terminal (recommended where vibration will be a factor).
- c. Box lug connector (the most durable). For use with all types of wire without terminal.

Beneficial comments, recommendations, additions, deletions, clarifications, etc., and any data which may improve this document should be sent to: Defense Supply Center, Columbus, ATTN: DSCC-VAT, Post Office Box 3990, Columbus, OH 43218-3990, or email to <mailto:CircuitProtect@dsccl.dla.mil>. Since contact information can change you may want to verify the currency of the address information using the ASSIST Online database at <http://assist.daps.dla.mil>.

A-A-55427B

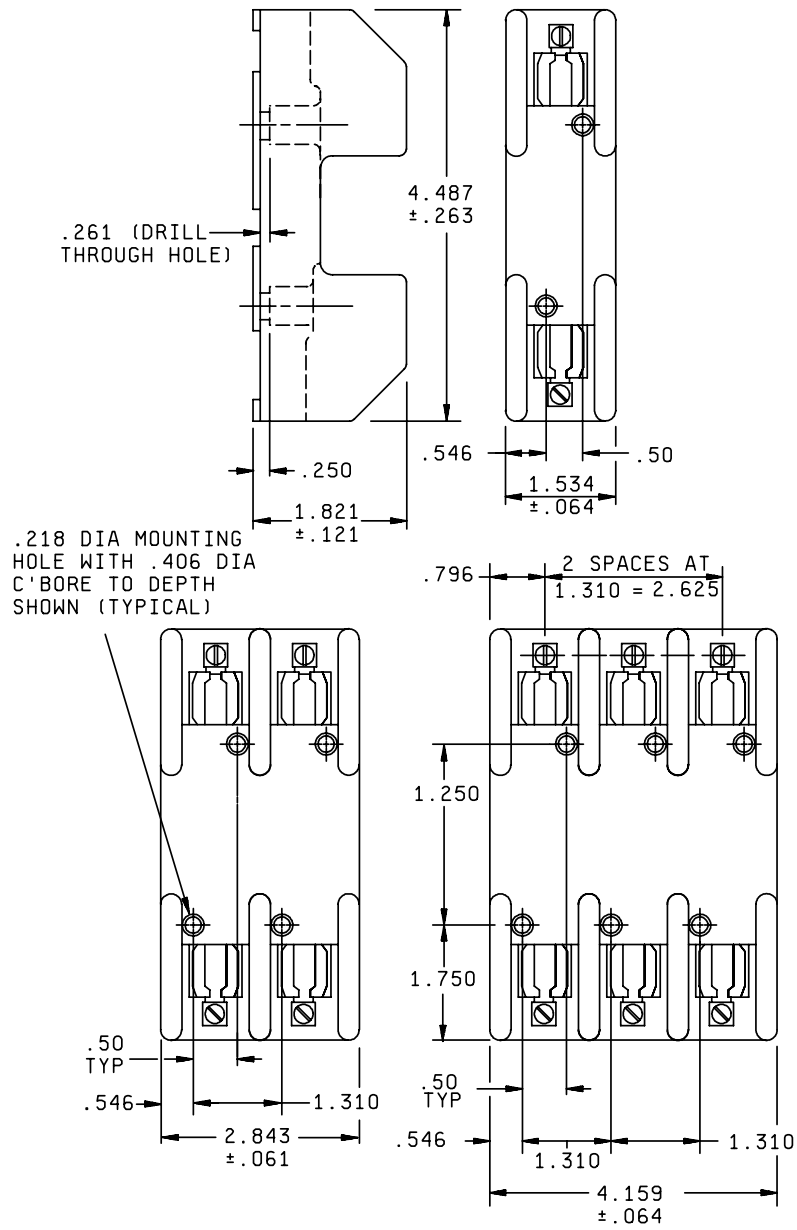


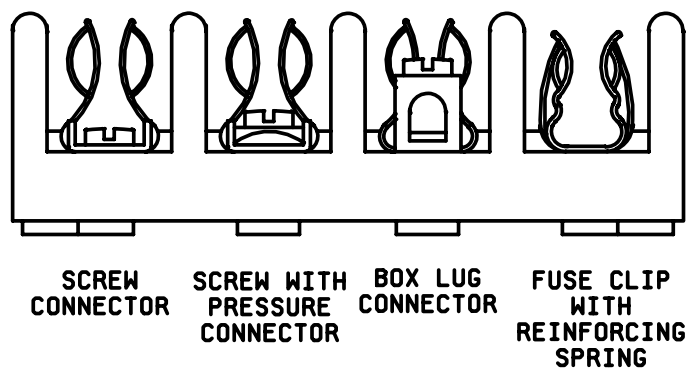
FIGURE 1. Configuration and dimensions.

A-A-55427B

Inches	mm	Inches	mm
.061	1.56	.796	20.24
.064	1.64	1.250	31.75
.065	1.65	1.310	33.33
.121	3.09	1.534	38.97
.218	5.55	1.750	44.45
.250	6.35	1.821	46.25
.261	6.63	2.625	66.67
.263	6.82	2.843	72.23
.406	10.31	4.750	102.65
.50	12.7	4.159	105.64
.546	13.89	4.487	113.96

NOTES:

1. Dimensions are in inches.
2. Tolerance is ± 0.005 inch (0.13 mm), unless otherwise specified.

FIGURE 1. Configuration and dimensions - Continued.FIGURE 2. Wire termination configuration.

A-A-55427B

TABLE I. Characteristics.

AA55427-	Characteristics
001	1 pole with screw connectors.
002	1 pole with screw connectors. Fuse clips with reinforcing springs.
003	1 pole with screws with pressure plate connectors.
004	1 pole, screws with pressure plate connectors. Fuse clips with reinforcing springs.
005	1 pole with box lug connectors.
006	1 pole with box lug connectors. Fuse clips with reinforcing springs.
007	2 pole with screw connectors.
008	2 pole with screw connectors. Fuse clips with reinforcing springs.
009	2 pole, screws with pressure plate connectors.
010	2 pole, screws with pressure plate connectors. Fuse clips with reinforcing springs.
011	2 pole, screws with pressure plate connectors.
012	2 pole with box lug connectors. Fuse clip with reinforcing springs.
013	3 pole with screw connectors.
014	3 pole with screw connectors. Fuse clips with reinforcing springs.
015	3 pole, screws with pressure plate connectors.
016	3 pole, screw with pressure plate connectors. Fuse clips with reinforcing springs.
017	3 pole with box lug connectors.
018	3 pole with box lug connectors. Fuse clips with reinforcing springs.

3.6 Wire size. The maximum wire size shall be #10 CU-AL for screw connectors and screw with pressure plate connectors and #4 CU-AL for box lug connectors.

3.7 Reinforcing spring. Reinforcing springs are used for reinforcement of the fuse clip. Spring reinforced fuse clips are recommended if frequent fuse replacement is expected.

3.8 Marking. Fuseholders supplied to this CID shall be marked with the manufacturer's standard commercial PIN and the UL listing mark.

3.9 Fuse accommodation. This fuseholder accepts class H fuses with dimensions of 0.812 inch x 3.00 inches (20.63 mm x 76.2 mm).

3.10 Marking. Fuseholders supplied to this CID shall be marked with the manufacturer's (MFR's) standard commercial PIN and the UL listing mark.

4. **REGULATORY REQUIREMENTS.** The offeror/contractor is encouraged to use recovered materials to the maximum extent practicable, in accordance with paragraph 23.403 of the Federal Acquisition Regulation (FAR).

A-A-55427B

5. PRODUCT CONFORMANCE PROVISIONS

5.1 Product conformance. The products provided shall meet the salient characteristics of this CID, conform to the producer's own drawings, specifications, standards, and quality assurance practices, and be the same product offered for sale in the commercial market. The Government reserves the right to require proof of such conformance.

5.2 Market acceptance. The following market acceptance criteria are necessary to document the quality of the product to be provided under this CID:

- a. The company producing the item must have been producing a product meeting the requirements of this CID for at least 2 years.
- b. The company must have sold 1,000 units meeting this CID in the commercial marketplace over the past 2 years.

6. PACKAGING. Preservation, packing, and marking shall be as specified in the contract or order.

6.1 Environmentally preferable material. Environmentally preferable materials should be used to the maximum extent possible to meet the requirements of this specification. Table II lists the Environmental Protection Agency (EPA) top seventeen hazardous materials targeted for major usage reduction. Use of these materials should be minimized or eliminated unless needed to meet the requirements specified herein (see Section 3).

Table II. EPA top seventeen hazardous materials.

Benzene	Dichloromethane	Tetrachloroethylene
Cadmium and Compounds	Lead and Compounds	Toluene
Carbon Tetrachloride	Mercury and Compounds	1,1,1 - Trichloroethane
Chloroform	Methyl Ethyl Ketone	Trichloroethylene
Chromium and Compounds	Methyl Isobutyl Ketone	Xylenes
Cyanide and Compounds	Nickel and Compounds	

7. NOTES.

7.1 PIN. The PIN should be used for Government purposes to buy commercial products to this CID. See section 2 for PIN format example.

7.2 Commercial and Government Entity (CAGE) code. For ordering purposes, inventory control, and submission of these fuseholders to DSCC under the Military Parts Control Advisory Group (MPCAG) evaluation program, CAGE code 58536 should be used.

7.3 Source of documents.

Other Publications

Non Government Publications

UNDERWRITERS LABORATORIES, INCORPORATED (UL)

UL 512 - Fuseholders, Standard for Safety.

(Application for copies of this document is available online at <http://www.ul.com/> or from the Underwriters Laboratories, Incorporated, 333 Pfingsten Road, Northbrook, IL 60062-2096.)

(Industry association specifications and standards are generally available for reference from libraries.)

A-A-55427B

They are also distributed among technical groups and using Federal agencies.)

7.4 Ordering data. The contract or order should specify the following:

- a. CID document number, revision, and CID PIN.
- b. Product conformance provisions.
- c. Packaging requirements.

7.5 Commercial products. As part of the market analysis and research effort, this CID was coordinated with the following manufacturers of commercial products. At the time of CID preparation and coordination, these manufacturers were known to have commercial products that would meet the requirements of this CID. (NOTE: This information should not be considered as a list of approved manufacturers or be used to restrict procurement to only the manufacturers shown.)

<u>MFR's CAGE</u>	<u>MFR's name and address</u>
26405	Marathon Special Products 13300 Van Camp Road Bowling Green, OH 43402-0468 Phone number (419) 352-8441 Facsimile number (419) 352-0875 E-mail: mailto:marketing@marathonsp.com Uniform Resource Locator (URL): http://www.marathonsp.com/
71400	Cooper Bussmann, Incorporated P. O. Box 14460 St. Louis, MO 63178-4460 Phone number (636) 394-2877 Facsimile number (800) 544-2570 E-mail: mailto:fusebox@buss.com Uniform Resource Locator (URL): http://www.bussmann.com
71424	Ferraz Shawmut 374 Merrimac Street Newburyport, MA 01950-1930 Phone number (978) 462-6662 Facsimile number (978) 462-3131 E-mail: mailto:info@ferrazshawmut.com URL: http://www.gouldshawmut.com
75915	Littelfuse Incorporated 800 E. Northwest Highway Des Plaines, IL 60016-3096 Phone number (847) 824-1188 Facsimile number (847) 391-0894 E-mail: mailto:electronics@littelfuse.com URL: http://www.littelfuse.com

A-A-55427B

7.6 Part number (P/N) supersession data. This CID supersedes the following manufacturers' P/N's as shown. This information is being provided to assist in reducing proliferation in the government inventory system.

TABLE III. P/N supersession data.

CID dash number AA55427-	MFR's CAGE 26405	MFR's CAGE 71400	MFR's CAGE 71424	MFR's CAGE 75915
	MFR's P/N <u>1/</u>	MFR's P/N <u>1/</u>	MFR's P/N <u>1/</u>	MFR's P/N <u>1/</u>
001	F60A1SQ	N/A	20611	LH25060-1S
002	RF60A1SQ	N/A	20616	LH25060-1SR
003	N/A	N/A	N/A	N/A
004	N/A	N/A	N/A	N/A
005	F60A1B	H25060-1C	20601	LH25060-1C
006	RF60A1B	H25060-1CR	20606	LH25060-1CR
007	F60A2SQ	N/A	20612	LH25060-2S
008	RF60A2SQ	N/A	20617	LH25060-2SR
009	N/A	N/A	N/A	N/A
010	N/A	N/A	N/A	N/A
011	F60A2B	H25060-2C	20602	LH25060-2C
012	RF60A2B	H25060-2CR	20607	LH25060-2CR
013	F60A3SQ	N/A	20613	LH25060-3S
014	RF60A3SQ	N/A	20618	LH25060-3SR
015	N/A	N/A	N/A	N/A
016	N/A	N/A	N/A	N/A
017	F60A3B	H25060-3C	20603	LH25060-3C
018	RF60A3B	H25060-3CR	20608	LH25060-3CR

1/ The manufacturer's P/N shall not be used for procurement to the requirements of this CID. At the time of preparation of this CID, the aforementioned commercial products were reviewed and could be replaced by the CID P/N shown. For actual part marking requirements see the marking paragraph.

7.7 Government users. To acquire information on obtaining these fuseholders from the Government inventory system, contact Defense Supply Center, Columbus, ATTN: DSCC-CSB, Post Office Box 3990, Columbus, OH 43218-3990, or telephone (614) 692-7435.

7.7.1 National stock number (NSN). The following is a list of NSN's assigned which correspond to this CID. The list is for information only and may not be indicative of all possible NSN's associated with the CID. For up to date information on assigned NSN's, please contact the aforementioned DSCC office (See 7.7).

A-A-55427B

TABLE IV. NSN's.

Dash number (see table I) AA55427-	NSN	Dash number (see table I) AA55427-	NSN
001	N/A	010	N/A
002	N/A	011	5920-01-325-8842
003	N/A	012	N/A
004	N/A	013	N/A
005	5920-01-188-8294	014	N/A
006	N/A	015	N/A
007	N/A	016	N/A
008	N/A	017	N/A
009	N/A	018	N/A

MILITARY INTERESTS:

Custodians:

Navy - EC
DLA - CC

CIVIL AGENCY COORDINATING ACTIVITY:

GSA - FSS

Preparing activity:

DLA-CC

Project 5920-2005-029

NOTE: The activities listed above were interested in this document as of the date of this document. Since organizations and responsibilities can change, you should verify the currency of the information above using the ASSIST Online database at <http://assist.daps.dla.mil>.