

[INCH-POUND]  
A-A-55427A  
February 16, 2001  


---

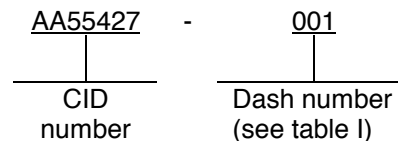
SUPERSEDING  
A-A-55427  
October 1, 1993

## COMMERCIAL ITEM DESCRIPTION

### FUSEHOLDER, BLOCK, CLASS H, 60 AMPERE, 250 V AC, ONE, TWO, AND THREE POLE

The General Services Administration has authorized the use of this commercial item description (CID) for all federal agencies.

1. **SCOPE.** This CID covers the general requirements for one, two, and three pole, 60 ampere, 250 V AC, type H fuseholder blocks. Fuseholders covered by this CID are intended for commercial/industrial applications.
2. **CLASSIFICATION.** This CID uses a classification system which is included in the Part Identification Number (PIN) as shown in the following example (see 7.1).



### 3. SALIENT CHARACTERISTICS.

- 3.1 Interface and physical dimensions. Fuseholders supplied to this CID shall be as specified herein and shall meet the requirements of UL 512 for class H fuseholders (see figure 1).
- 3.2 Ampere rating. The ampere rating shall be 60 amperes maximum.
- 3.3 Voltage rating. The voltage rating shall be 250 V ac maximum.
- 3.4 Interrupting rating. This class H fuseholder shall be used with class H fuses that have an interrupting rating of 10,000 amperes maximum.
- 3.5 Wire termination. Wire termination shall be specified on figure 2 and as follows:
  - a. Screw connector for use with spade tugs or ring terminals.
  - b. Screw with pressure plate connector for use with solid or standard wire without terminal (recommended where vibration will be a factor).
  - c. Box lug connector (the most durable). For use with all types of wire without terminal.

Beneficial comments recommendations, additions, deletions, clarifications, etc., and any data which may improve this document should be addressed to: Defense Supply Center, Columbus, ATTN: DSCC-VAT, Post Office Box 3990, Columbus, OH 43216-5000, or telephone (614) 692-0548, or facsimile (FAX) (614) 692-6939.

A-A-55427A

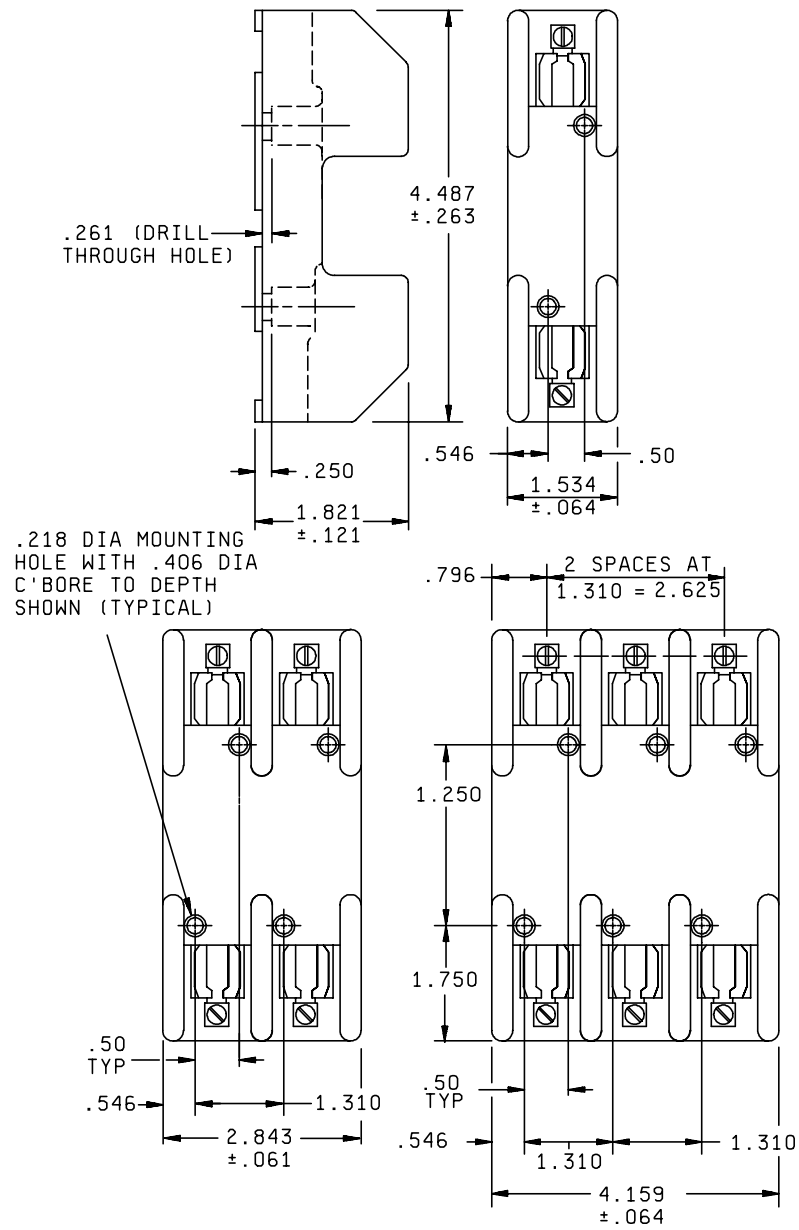


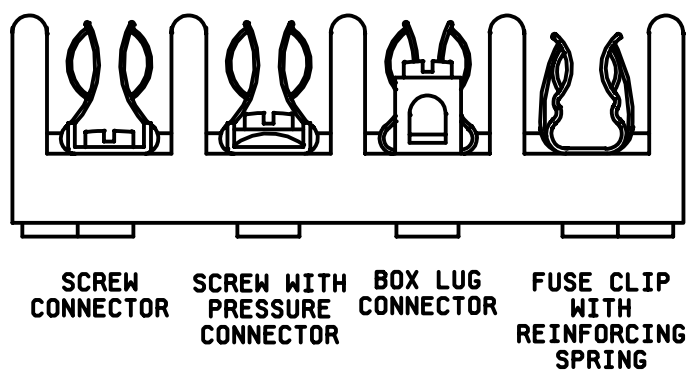
FIGURE 1. Configuration and dimensions.

A-A-55427A

Inches	mm	Inches	mm
.061	1.56	.796	20.24
.064	1.64	1.250	31.75
.065	1.65	1.310	33.33
.121	3.09	1.534	38.97
.218	5.55	1.750	44.45
.250	6.35	1.821	46.25
.261	6.63	2.625	66.67
.263	6.82	2.843	72.23
.406	10.31	4.750	102.65
.50	12.7	4.159	105.64
.546	13.89	4.487	113.96

## NOTES:

1. Dimensions are in inches.
2. Tolerance is  $\pm 0.005$  inch (0.13 mm), unless otherwise specified.

FIGURE 1. Configuration and dimensions - Continued.FIGURE 2. Wire termination configuration.

A-A-55427A

TABLE I. Characteristics

A-A-55427-	Characteristics
001	1 pole with screw connectors.
002	1 pole with screw connectors. Fuse clips with reinforcing springs.
003	1 pole with screws with pressure plate connectors.
004	1 pole, screws with pressure plate connectors. Fuse clips with reinforcing springs.
005	1 pole with box lug connectors.
006	1 pole with box lug connectors. Fuse clips with reinforcing springs.
007	2 pole with screw connectors.
008	2 pole with screw connectors. Fuse clips with reinforcing springs.
009	2 pole, screws with pressure plate connectors.
010	2 pole, screws with pressure plate connectors. Fuse clips with reinforcing springs.
011	2 pole, screws with pressure plate connectors.
012	2 pole with box lug connectors. Fuse clip with reinforcing springs.
013	3 pole with screw connectors.
014	3 pole with screw connectors. Fuse clips with reinforcing springs.
015	3 pole, screws with pressure plate connectors.
016	3 pole, screw with pressure plate connectors. Fuse clips with reinforcing springs.
017	3 pole with box lug connectors.
018	3 pole with box lug connectors. Fuse clips with reinforcing springs.

3.6 Wire size. The maximum wire size shall be #10 CU-AL for screw connectors and screw with pressure plate connectors and #4 CU-AL for box lug connectors.

3.7 Reinforcing spring. Reinforcing springs are used for reinforcement of the fuse clip. Spring reinforced fuse clips are recommended if frequent fuse replacement is expected.

3.8 Marking. Fuseholders supplied to this CID shall be marked with the manufacturer's standard commercial PIN and the UL listing mark.

3.9 Fuse accommodation. This fuseholder accepts class H fuses with dimensions of 0.812 inch x 3.00 inches (20.63 mm x 76.2 mm).

3.10 Marking. Fuseholders supplied to this CID shall be marked with the manufacturer's (MFR's) standard commercial PIN and the UL listing mark.

4. **REGULATORY REQUIREMENTS**. The offeror/contractor is encouraged to use recovered materials to the maximum extent practicable, in accordance with paragraph 23.403 of the Federal Acquisition Regulation (FAR).

## 5. PRODUCT CONFORMANCE PROVISIONS

5.1 Product conformance. The products provided shall meet the salient characteristics of this CID, conform to the producer's own drawings, specifications, standards, and quality assurance practices, and be the same product offered for sale in the commercial market. The Government reserves the right to require proof of such conformance.

5.2 Market acceptance. The following market acceptance criteria are necessary to document the quality of the product to be provided under this CID:

- a. The company producing the item must have been producing a product meeting the requirements of this CID for at least 2 years.
- b. The company must have sold 1,000 units meeting this CID in the commercial marketplace over the past 2 years.

6. PACKAGING. Preservation, packing, and marking shall be as specified in the contract or order.

## 7. NOTES.

7.1 PIN. The PIN should be used for Government purposes to buy commercial products to this CID. See section 2 for PIN format example.

7.2 Commercial and Government Entity (CAGE) code. For ordering purposes, inventory control, and submission of these fuseholders to DSCC under the Military Parts Control Advisory Group (MPCAG) evaluation program, CAGE code 58536 should be used.

### 7.3 Source of documents.

Other Publications

UNDERWRITERS LABORATORIES, INCORPORATED (UL)

UL 512 - Fuseholders, Standard for Safety.

(Applications for copies should be addressed to the Underwriters Laboratories, Incorporated, 333 Pfingsten Road, Northbrook, IL 60062-2096.)

(Industry association specifications and standards are generally available for reference from libraries. They are also distributed among technical groups and using Federal agencies.)

7.4 Ordering data. The contract or order should specify the following:

- a. CID document number, revision, and CID PIN.
- b. Product conformance provisions.
- c. Packaging requirements.

7.5 Commercial products. As part of the market analysis and research effort, this CID was coordinated with the following manufacturers of commercial products. At the time of CID preparation and coordination, these manufacturers were known to have commercial products that would meet the requirements of this CID. (NOTE: This information should not be considered as a list of approved manufacturers or be used to restrict procurement to only the manufacturers shown.)

A-A-55427A

<u>MFR's CAGE</u>	<u>MFR's name and address</u>
71400	Cooper Bussmann, Incorporated P. O. Box 14460 St. Louis, MO 63178-4460 Phone number (636) 394-2877 Facsimile number (800) 544-2570 E-mail fusebox@buss.com Uniform Resource Locator (URL): <a href="http://www.bussmann.com">www.bussmann.com</a>
71424	Ferraz Shawmut 374 Merrimac Street Newburyport, MA 01950- Phone number (978) 462-6662 Facsimile number (978) 462-3131 E-mail: <a href="mailto:info@ferrazshawmut.com">info@ferrazshawmut.com</a> URL: <a href="http://www.gouldshawmut.com">www.gouldshawmut.com</a>
75915	Littelfuse Incorporated 800 E. Northwest Highway Des Plaines, IL 60016-3096 Phone number (847) 824-1188 Facsimile number (847) 391-0894 E-mail: <a href="mailto:electronics@littelfuse.com">electronics@littelfuse.com</a> URL: <a href="http://www.littelfuse.com">www.littelfuse.com</a>

A-A-55427A

7.6 Part number (P/N) supersession data. This CID supersedes the following manufacturers' P/N's as shown. This information is being provided to assist in reducing proliferation in the government inventory system.

TABLE II. P/N supersession data.

CID dash number AA55427-	MFR's CAGE 71400	MFR's CAGE 71424	MFR's CAGE 75915
	MFR's P/N <u>1/</u>	MFR's P/N <u>1/</u>	MFR's P/N <u>1/</u>
001	H25060-1S	20611	LH25060-1S
002	H25060-1SR	20616	LH25060-1SR
003	H25060-1P	---	---
004	H25060-1PR	---	---
005	H25060-1C	20601	LH25060-1C
006	H25060-1CR	20606	LH25060-1CR
007	H25060-2S	20612	LH25060-2S
008	H25060-2SR	20617	LH25060-2SR
009	H25060-2P	---	---
010	H25060-2PR	---	---
011	H25060-2C	20602	LH25060-2C
012	H25060-2CR	20607	LH25060-2CR
013	H25060-3S	20613	LH25060-3S
014	H25060-3SR	20618	LH25060-3SR
015	H25060-3P	---	---
016	H25060-3PR	---	---
017	H25060-3C	20603	LH25060-3C
018	H25060-3CR	20608	LH25060-3CR

1/ The manufacturer's P/N shall not be used for procurement to the requirements of this CID. At the time of preparation of this CID, the aforementioned commercial products were reviewed and could be replaced by the CID P/N shown.

7.7 Government users. To acquire information on obtaining these fuseholders from the Government inventory system, contact Defense Supply Center, Columbus, ATTN: DSCC-CSBA, Post Office Box 3990, Columbus, OH 43216-5000, or telephone (614) 692-8508.

7.7.1 National stock number (NSN). The following is a list of NSN's assigned which correspond to this CID. The list is for information only and may not be indicative of all possible NSN's associated with the CID. For up to date information on assigned NSN's, please contact the aforementioned DSCC office (See 7.7).

A-A-55427A

TABLE III. NSN's.

Dash number (see table I) AA55427-	NSN	Dash number (see table I) AA55427-	NSN
001	N/A	010	N/A
002	N/A	011	5920-01-325-8842
003	N/A	012	N/A
004	N/A	013	N/A
005	5920-01-188-8294	014	N/A
006	N/A	015	N/A
007	N/A	016	N/A
008	N/A	017	N/A
009	N/A	018	N/A

## MILITARY INTERESTS:

Custodians:  
Navy - EC

## CIVIL AGENCY COORDINATING ACTIVITY:

GSA - 7FXE

Preparing Activity:

DLA - CC

Project 5920-0680