

[INCH-POUND]  
A-A-52464C  
19 August 2013  
SUPERSEDING  
A-A-52464B  
7 September 1999


## COMMERCIAL ITEM DESCRIPTION

COUPLER, DRAWBAR, RING: LIGHT DUTY, 60,000 LB GVW;  
OFFSET (TAPER SHANK), 60,000 LB GVW; AND HEAVY DUTY, 120,000 LB GVW

The General Services Administration has authorized the use of this commercial item description for all federal agencies.

1. SCOPE. This commercial item description (CID) covers the general requirements for coupler, drawbar, ring: light duty, 60,000 lb, Gross Vehicle Weight (GVW); offset (taper shank), 60,000 lb GVW; and heavy duty, 120,000 lb GVW. Coupler, drawbar, ring: light duty, 60,000 lb GVW; offset (taper shank), 60,000 lb GVW; and heavy duty, 120,000 lb GVW covered by this CID are intended for commercial/industrial applications.

2. CLASSIFICATION/PART OR IDENTIFICATION NUMBER (PIN). This CID uses a classification system which is included in the PIN as shown in the following example (see 7.1).



Beneficial comments, recommendations, additions, deletions, clarifications, etc., and any data that may improve this document should be sent to: DLA Land and Maritime, ATTN: VAI, P.O. Box 3990, Columbus OH 43218-3990, or email [fluidflow@dlam.mil](mailto:fluidflow@dlam.mil). Since contact information can change you may want to verify the currency of the address information using the ASSIST Online database at <https://assist.dla.mil>.

## A-A-52464C

## 3. SALIENT CHARACTERISTICS.

3.1 Interface and physical dimensions. Coupler, drawbar, ring: light duty, 60,000 lb GVW; offset (taper shank), 60,000 lb GVW; and heavy duty, 120,000 lb GVW supplied to this CID shall be as specified herein.

TABLE I. Weight capacity.

CID number dash	Types	Name
001	Type I	Heavy duty, 120,000 lb GVW
002	Type II	Light duty, 60,000 lb GVW
003	Type III	Offset (Taper Shank), 60,000 lb GVW

3.2 Material. Drawbars shall be made from steel forging material conforming to UNS G41400 or G43400 (see 7.5.1). The use of recovered materials made in compliance with regulatory requirements is acceptable providing that all requirements of this CID are met.

3.3 Heat treatment. The drawbars shall be quenched and tempered to Rockwell HRC 28-32. The area marked A in figures 1 through 3 shall have a hardness range of Rockwell HRC 48-52 and a depth of hardness 0.062 to 0.18 inches.

3.4 Design. The design of the drawbar shall be as specified in figures 1, 2, or 3 for the applicable type required (see 2).

3.5 Painting. The painting procedure for the drawbar shall be as follows:

- a. Clean and treat as specified in TT-C-490 type I or III.
- b. Prime as specified in MIL-DTL-53030 or MIL-DTL-53022 dry film thickness 0.8 - 1.5 mils.
- c. Topcoat color green 383 as specified in MIL-DTL-64159 or MIL-DTL-53039 dry film thickness 1.8 mils minimum.

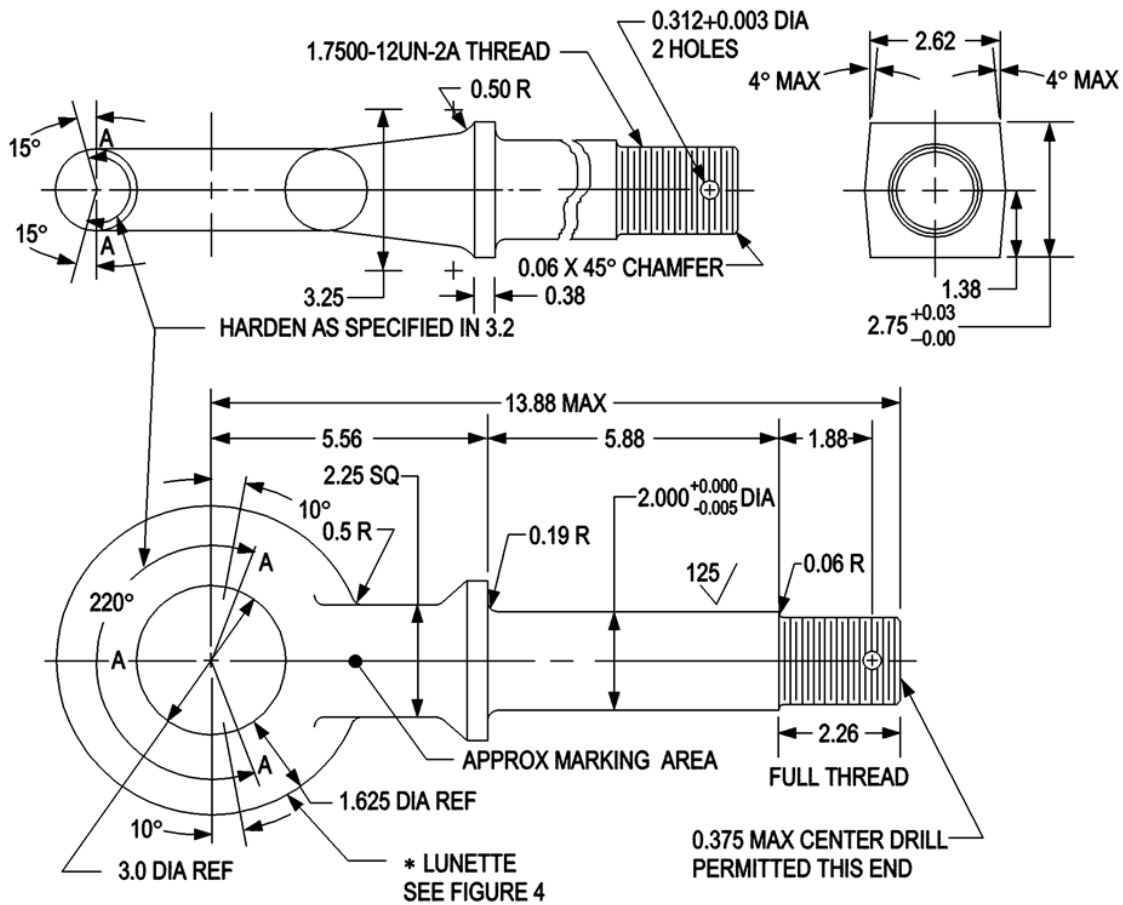
3.6 Marking. Coupler, drawbar, ring: light duty, 60,000 lb GVW; offset (taper shank), 60,000 lb GVW; and heavy duty, 120,000 lb GVW supplied to this CID shall be marked with the manufacturer's (MFR's) standard commercial PIN. (NOTE: The part number marked on the unit pack shall be the CID PIN.)

3.7 Recycled, recovered, or environmentally preferable materials. Recycled, recovered, or environmentally preferable materials should be used to the maximum extent possible provided that the material meets or exceeds the operational and maintenance requirements, and promotes economically advantageous life cycle costs.

3.8 Workmanship. Coupler, drawbar, ring: light duty, 60,000 lb, GVW; offset (taper shank), 60,000 lb GVW; and heavy duty, 120,000 lb GVW shall be processed in such a manner as to be uniform in quality and shall be free from other defects that will affect life, serviceability, or appearance.

4. REGULATORY REQUIREMENTS. The offeror/contractor is encouraged to use recovered materials to the maximum extent practicable, in accordance with 23.403 of the Federal Acquisition Regulation (FAR).

A-A-52464C

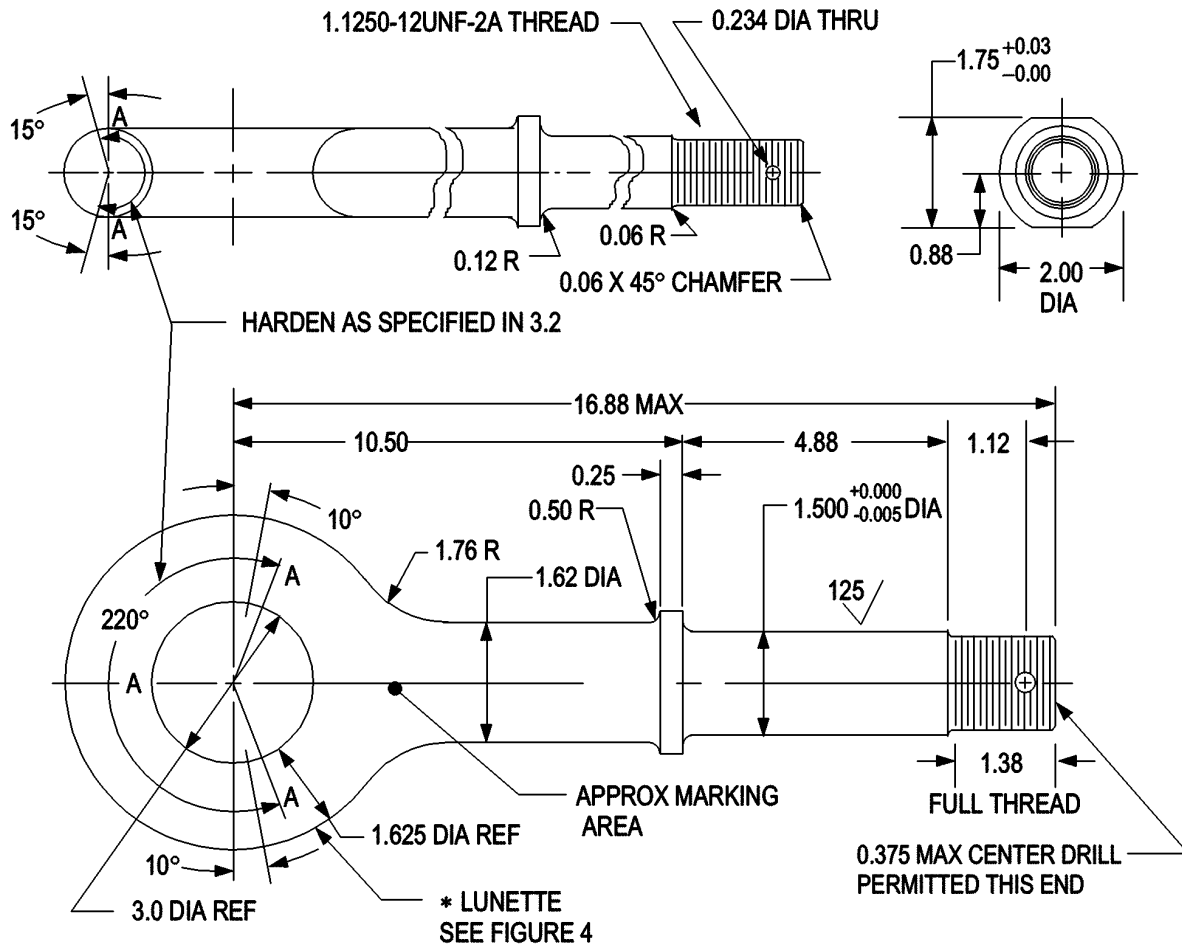


## NOTES:

1. Dimensions are in inches. Unless otherwise specified, tolerances are  $\pm 0.031$  inches and  $5^\circ$  on angular dimensions. DO NOT SCALE.
2. An asterisk (\*) is used to show an area of international interest (see 7.1).
3. Surface hardness shall be checked at locations marked A (top and bottom as shown on side view at locations marked on top view).

FIGURE 1. Type I drawbar, heavy duty, 120,000 lb GVW.

A-A-52464C

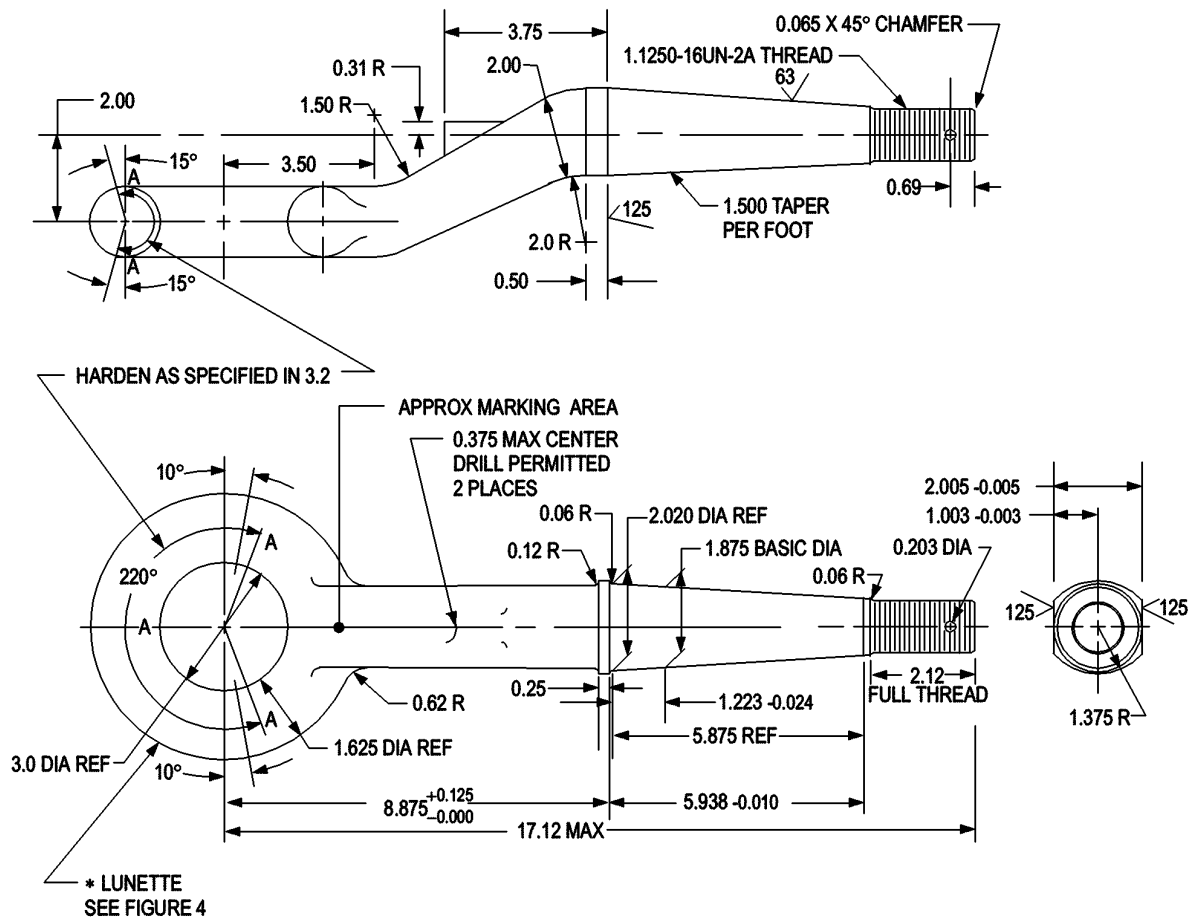


## NOTES:

1. Dimensions are in inches. Unless otherwise specified, tolerances are  $\pm 0.031$  inches and  $5^\circ$  on angular dimensions. DO NOT SCALE.
2. An asterisk (\*) is used to show an area of international interest (see 7.1).
3. Surface hardness shall be checked at locations marked A (top and bottom as shown on side view at locations marked on top view).

FIGURE 2. Type II drawbar, light duty, 60,000 lb GVW.

A-A-52464C

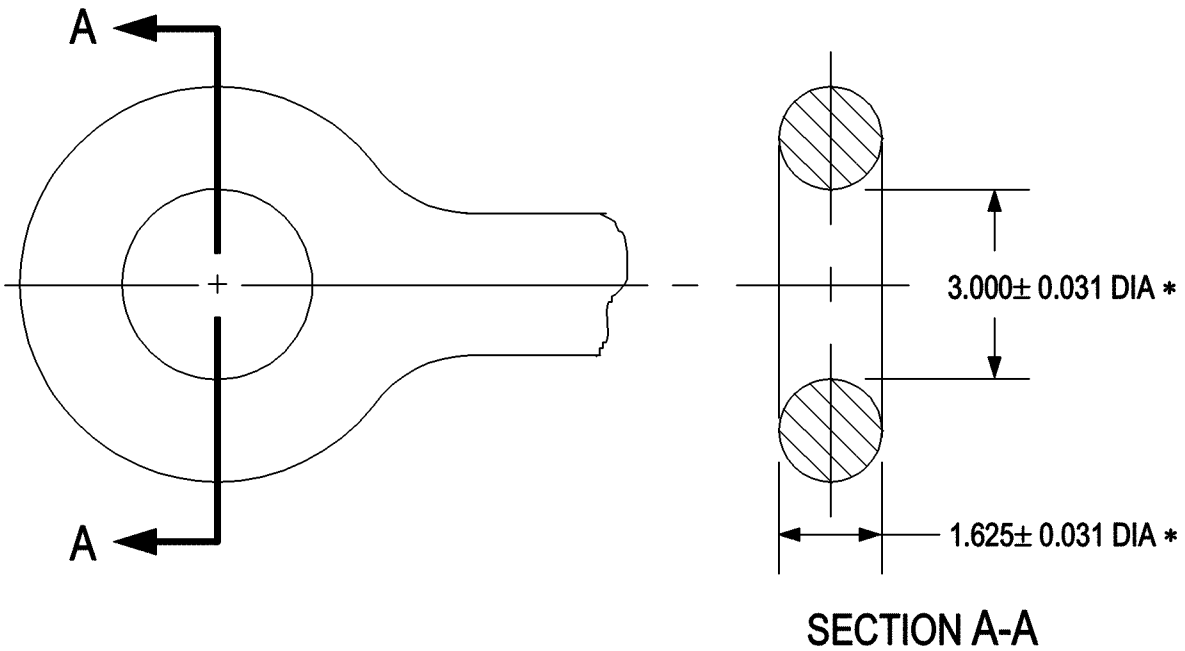


## NOTES:

1. Dimensions are in inches. Unless otherwise specified, tolerances are  $\pm 0.031$  inches and  $5^\circ$  on angular dimensions. DO NOT SCALE.
2. An asterisk (\*) is used to show an area of international interest (see 7.1).
3. Surface hardness shall be checked at locations marked A (top and bottom as shown on side view at locations marked on top view).

FIGURE 3. Type III drawbar, offset (taper shank), 60,000 lb GVW.

A-A-52464C



NOTES:

1. Dimensions are in inches. DO NOT SCALE.
2. An asterisk (\*) is used to show an area of international interest (see 7.1).

FIGURE 4. Lunette - coupler, drawbar, ring.

A-A-52464C

## 5. PRODUCT CONFORMANCE PROVISIONS.

5.1 Product conformance. The products provided shall meet the salient characteristics of this CID, conform to the producer's own drawings, specifications, standards, and quality assurance practices, and be the same product offered for sale in the commercial market. The Government reserves the right to require proof of such conformance.

5.2 Certification. Certification must be done with the procuring activity approval. The contractor shall certify that the product offered meets the salient characteristics of the description and conforms to the producer's own drawings, specifications, standards, and quality assurance practices, and is the same as the product offered for sale in the commercial marketplace. The government reserves the right to require proof of such conformance prior to first delivery and thereafter as may be otherwise provided for under the provisions of the contract

6. PACKAGING. Preservation, packing, and marking shall be as specified in the contract or order.

## 7. NOTES.

7.1 PIN. The PIN should be used for Government purposes to buy commercial products to this CID. See section 2 for PIN format example.

7.2 Environmentally preferable material. Environmentally preferable materials should be used to the maximum extent possible to meet the requirements of this specification. As of the dating of this document, the U.S. Environmental Protection Agency (EPA) is focusing efforts on reducing 31 priority chemicals. The list of chemicals and additional information is available on their website <http://www.epa.gov/osw/hazard/wastemin/priority.htm>. Included in the EPA list of 31 priority chemicals are cadmium, lead, and mercury. Use of these materials should be minimized or eliminated unless needed to meet the requirements specified herein (see Section 3).

7.3 Commercial and Government Entity (CAGE) code. For ordering purposes, inventory control, and submission of these coupler, drawbar, ring: light duty, 60,000 lb, Gross Vehicle Weight (GVW) to DLA Land and Maritime under the Military Parts Control Advisory Group (MPCAG) evaluation program, CAGE code 58536 should be used.

## 7.4 Source of documents.

### FEDERAL SPECIFICATION

TT-C-490 - Chemical conversion coatings and pretreatments for ferrous surfaces (base for organic coatings)

### DEPARTMENT OF DEFENSE SPECIFICATION

MIL-DTL-53030 - Primer Coating, Epoxy, Water Based, Lead and Chromate Free

MIL-DTL-53022 - Primer, Epoxy Coating, Corrosion Inhibiting Lead and Chromate Free

MIL-DTL-64159 - Camouflage coating, water dispersible aliphatic polyurethane, chemical agent resistant

MIL-DTL-53039 - Coating, Aliphatic Polyurethane, Single Component, Chemical Agent

A-A-52464C

## Resistant

(Copies of these documents are available online at <http://quicksearch.dla.mil> or from the Standardization Document Order Desk, 700 Robbins Avenue, Building 4D, Philadelphia, PA 19111-5094.)

## FEDERAL REGULATIONS

FAR — Federal Acquisition Regulations (FAR)

(Copies of these documents are available online at [www.acquisition.gov/comp/far/index.html](http://www.acquisition.gov/comp/far/index.html) or from the U.S. Government Printing Office, 732 North Capital Street, NW, Washington D.C. 20401.)

7.5 Ordering data. The contract or order should specify the following:

- a. CID document number, revision, and CID PIN.
- b. Product conformance provisions .
- c. Packaging requirements.

7.6 Commercial products. As part of the market analysis and research effort, this CID was coordinated with the following manufacturers of commercial products. At the time of CID preparation and coordination, these manufacturers were known to have commercial products that would meet the requirements of this CID. (NOTE: This information should not be considered as a list of approved manufacturers or be used to restrict acquisition to only the manufacturers shown.)

MFR's CAGE  
4V314

MFR's name and address  
Supplycore Inc. Div Headquarters  
303 N Main St STE 800  
Rockford, IL 61101-1199  
<http://www.supplycore.com>  
Steve Cotone  
[steve.cotone@supplycore.com](mailto:steve.cotone@supplycore.com)  
Tel: (815) 997-1633  
Peter Provenzano  
[peter.provenzano@supplycore.com](mailto:peter.provenzano@supplycore.com)  
(815) 964-7940

7.6.1 Government users. To acquire information on obtaining these coupler, drawbar, ring: light duty, 60,000 lb gvw; offset (taper shank), 60,000 lb gvw; and heavy duty, 120,000 LB GVW from the Government inventory system, contact DLA Land and Maritime, ATTN: DLA Land and Maritime, Call Center (–NAB), P.O. Box 3990, Columbus, OH 43218–3990 or telephone (614) 692-2271 or (614) 692-3191.”).

7.7 Legacy. This commercial item description is a replacement for ZZ-T-831 for all federal agencies (ZZ-T-831 is canceled as of 30 April 1993 and copies of these documents are available online at <http://quicksearch.dla.mil> or from the DLA Document Services Order Desk, 700 Robbins Avenue, Building 4D, Philadelphia, PA 19111–5094).

7.8 International interest. Certain provisions of this CID (see figures 1, 2, 3, and 4) are the subject of international standardization agreements (STANAG-4101 ED.2 and QSTAG 264). When amendment, revision, or cancellation of this specification is proposed that will modify the international agreement concerned, the preparing activity will take appropriate action through international standardization channels, including departmental standardization offices, to change the agreement or make other appropriate accommodations.



A-A-52464C

7.9 Changes from previous issue. Marginal notations are not used in this revision to identify changes with respect to the previous issue due to the extensiveness of the changes.

## MILITARY INTERESTS

## Custodians:

Army - AT

Navy - MC

Air Force - 99

DLA - CC

## Review activities:

Army-AI, AR, CR4

Navy – SA,YD

Air Force – 71,84

## CIVIL AGENCY COORDINATING ACTIVITY:

GSA - FSS

Preparing activity:

DLA - CC

Project 2540-2012-002

NOTE: The activities listed above were interested in this document as of the date of this document. Since organizations and responsibilities can change, you should verify the currency of the information above using the ASSIST Online database at <https://assist.dla.mil>.