

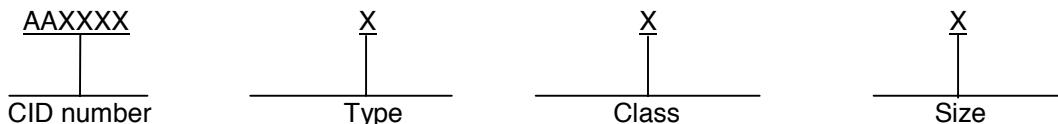
**INCH POUND**  
 A-A-2921A  
 17 December 2002  
 SUPERSEDING  
 A-A-2921  
 12 July 1995

## COMMERCIAL ITEM DESCRIPTION

### COUPLING ASSEMBLIES AND MENDERS, HOSE

The General Services Administration has authorized the use of this commercial item description by all federal agencies.

1. **SCOPE.** This commercial item description covers brass coupling assemblies and menders intended for use with plastic or rubber garden hoses. The type, class, and size of the couplings and menders are shown in Table I.
2. **CLASSIFICATION/PART OR IDENTIFICATION NUMBER (PIN).** This CID uses a classification system which is included in the Part Identification Number (PIN) as shown in the following examples (see 2.1).



2.1 Types, Classes and Sizes: The coupling assemblies and menders shall be of the type, class and size as specified below.

Type.

- I - (Coupling)
- II - (Mender)

Class.

- 1 - Non-reusable
- 2 - Reusable

Size.

- A - 5/8
- B - 3/4

Examples of PIN construction:

- AA2921C2B. This would be for a reusable coupling for a 3/4-inch hose.
- AA2921C1A. This would be for a non-reusable coupling for a 5/8-inch hose.
- AA2921M1A. This would be for a non-reusable mender for a 5/8-inch hose.
- AA2921M2B. This would be for a reusable mender for a 3/4-inch hose.

3. **SALIENT CHARACTERISTICS.** Except as otherwise specified herein, the coupling assemblies and menders covered by the commercial item description shall be the manufacturer's

Beneficial comments recommendations, additions, deletions, clarifications, etc. and any data which may improve this document should be sent to: Defense Supply Center, Columbus, ATTN: (DSCC-VAT), P.O. Box 3990, Columbus, OH 43216-5000, or telephone (614) 692-0538, or facsimile (FAX) (614) 692-6939.

A-A-2921A

standard commercial product. Materials not specifically specified shall be the quality used in commercial practice. Coupling assemblies and menders furnished under this CID shall meet the requirements as specified in this CID. Characteristics, materials and sizes to be used as follows:

3.1 Interface and physical dimensions. Coupling assemblies and menders shall fit 5/8 and 3/4-inch garden hoses.

3.2 Marking. Coupling assemblies and menders supplied to this CID shall be marked with the manufacturers (MFR's) standard commercial PIN.

3.3 Construction:

3.3.1 Coupling assemblies: Each coupling assembly shall be furnished with a male and female end. The male end of the coupling assembly shall be capable of being joined to the swivel end of the female connection by a minimum of one full thread length.

3.3.2 Class 1: The coupling assemblies and menders shall have external zinc plated steel grippers capable of being attached to a hose without special tools. Each tube insert shall have a minimum of two cylindrical corrugations, with one corrugation engaged by the gripping device.

3.3.3 Class 2: The coupling assemblies and menders shall be capable of being attached to a hose by means of an internal or external threaded device at the manufacturer's option. If a special tool is required to engage the threads, the tool shall be furnished with each coupling assembly or mender. Menders without threaded devices shall have tube inserts with a minimum of three cylindrical corrugations.

3.4. Sizes: The sizes specified are the inside diameter of the hose the coupling assemblies and menders are to be used with.

3.5. Threads: Mating threads and threaded devices for the coupling assemblies and menders shall be the NH series in accordance with ASME B1.20.7.

3.6. Washer: A rubber washer shall be furnished as a component part of each coupling assembly.

4. REGULATORY REQUIREMENTS. The offeror/contractor is encouraged to use recovered materials to the maximum extent practicable, in accordance with paragraph 23.403 of the Federal Acquisition Regulation (FAR).

5. PRODUCT CONFORMANCE PROVISIONS.

5.1 Product Conformance. The coupling assemblies and menders provided shall meet the salient characteristics of this CID; conform to the producer's own drawings, specifications, standards and quality assurance practices; and is the same product offered for sale in the commercial market. The government reserves the right to require proof of such conformance.

5.2 Metric Products. Products manufactured to metric dimensions shall be considered on an equal basis with those manufactured using inch-pound units, provided they fall within the specified tolerances using accepted conversion tables/factors and all other requirements of this CID are satisfied.

6. PACKAGING. Preservation, packing, and marking shall be as specified in the contract or order.

## A-A-2921A

## 7. NOTES.

7.1 PIN. The PIN should be used for Government purposes to buy commercial products to this CID. See section 2 for PIN format examples.

7.2 Commercial and Government Entity (CAGE) code. For ordering purposes, inventory control, and submission of these nozzles to DSCC under the Military Parts Control Advisory Group (MPCAG) evaluation program, CAGE code 58536 should be used.

7.3 Intended use.

7.3.1 Coupling assemblies: Used to replace damaged male and female fittings used on 5/8 and 3/4-inch garden hoses.

7.3.2 Menders: Used to repair 5/8 and 3/4-inch damaged or cut hoses, or to attach an additional length of hose without using the male or female fittings used on the coupling assemblies.

7.4 Source of Documents.  
 American Society of Mechanical Engineers  
 ASME B1.20.7  
 ASME International  
 Three Park Avenue  
 New York, NY 10016-5990

7.5 Ordering data. The contract or order should specify the following:

- a. CID document number, revision, and CID PIN.
- b. Product conformance provisions.
- c. Packaging requirements.

7.6 Commercial products. As part of the market analysis and research effort, this CID was coordinated with the following manufacturer/supplier of commercial products. At the time of CID preparation and coordination, this manufacturer/supplier was known to have commercial products that would meet the requirements of this CID. (NOTE: This information should not be considered as a list of approved manufacturers/suppliers or be used to restrict procurement to only the manufacturers/suppliers shown.)

Manufacturers/suppliers CAGE

62727

Manufacturer/supplier's name and address

Mid-State Sales Inc..  
 1101 Gahanna Prky.  
 Columbus, OH 43230-6600  
 Phone: (614) 864-1811  
 Fax: (614) 864-0435  
 Contact: Jodi Maynard  
 E-Mail: jodi.maynard@midstate-sales.com

7.7 Part number (P/N) supersession data. These CID part numbers supersede the following MFR's P/N's as shown. This information is being provided to assist in reducing proliferation in the Government inventory system.

## A-A-2921A

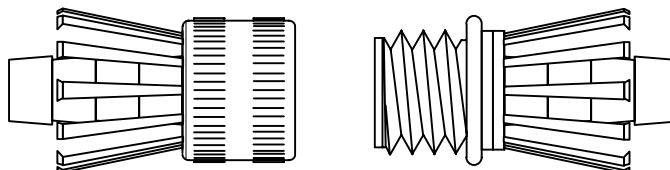
Table I. P/N supersession data.

MFR's CAGE	MFR's P/N <sup>1/</sup>
62727	AA2921 Type I, Class 1, size A
62727	AA2921 Type I, Class 1, size B
62727	AA2921 Type I, Class 2, size A
62727	AA2921 Type I, Class 2, size B
62727	AA2921 Type II, Class 1, size A
62727	AA2921 Type II, Class 1, size B
62727	AA2921 Type II, Class 2, size A
62727	AA2921 Type II Class 2, size B

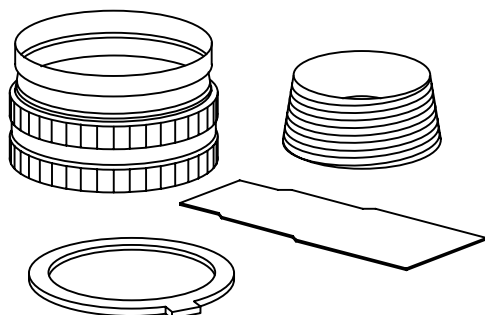
<sup>1/</sup> The manufacturers P/N shall not be used for procurement to the requirements of the CID. At the time of preparation of this CID, the aforementioned commercial products were reviewed and could be replaced by the CID PIN shown. For actual part marking requirements see 3.2.

7.8 Government users. To acquire information on obtaining these coupling assemblies and menders from the Government inventory system, contact Defense Supply Center, Columbus, ATTN DSCC Call Center (DSCC-NAB) Post Office Box 3990 Columbus, OH 43216-5000, or telephone (614) 692-2271 or -3191.

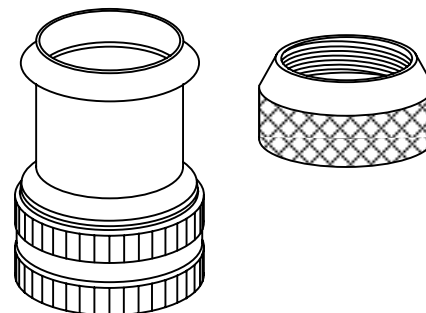
7.9 Illustrations. The illustrations contained in Figure 1 are for the convenience of identification. They are not intended to preclude the purchase of couplings and menders of similar design, which are otherwise in accordance with the requirements of this CID.



Coupling Assembly, Non-Reusable: Type 1, Class 1, Size A or B  
(Illustration not to scale)



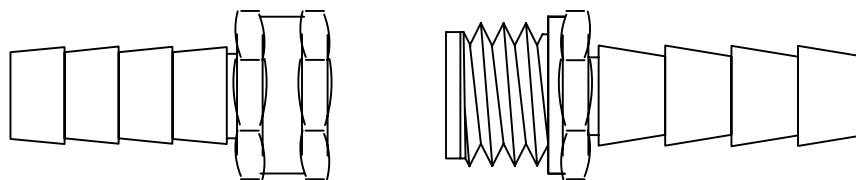
Coupling Assembly, Reusable <sup>1/</sup>  
Type 1, Class 2, Size A  
(Illustration not to scale)



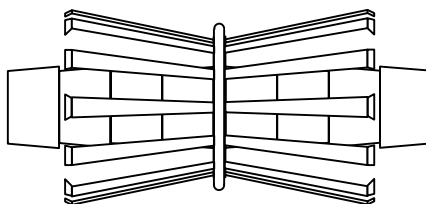
Coupling Assembly, Reusable <sup>1/</sup>  
Type 1, Class 2, Size B  
(Illustration not to scale)

Figure 1. Physical Configuration


A-A-2921A



Coupling Assembly, Reusable: Type 1, Class 2, Size A or B  
(Illustration not to scale)



Mender, Non-reusable: Type 2, Class 1, Size A or B  
(Illustration not to scale)



Mender, Reusable: Type 2, Class 2, Size A or B  
(Illustration not to scale)

Figure 1. Physical Configuration Continued.

7.10 Key words.

Coupling Assembly  
Mender  
Reusable  
Non-reusable  
Hose  
Garden

A-A-2921A

MILITARY INTERESTS:

Custodians:  
Air Force – 99  
DLA - CC

Review activity:  
Air Force – 71

CIVIL AGENCY COORDINATING ACTIVITY:

GSA – FSS

Preparing activity:  
DLA-CC

(Project 4730-2246)