

INCH-POUND

AN3067 REV. 4
 5 August 2008
 SUPERSEDING
 AN3067 REV. 3
 9 July 1954

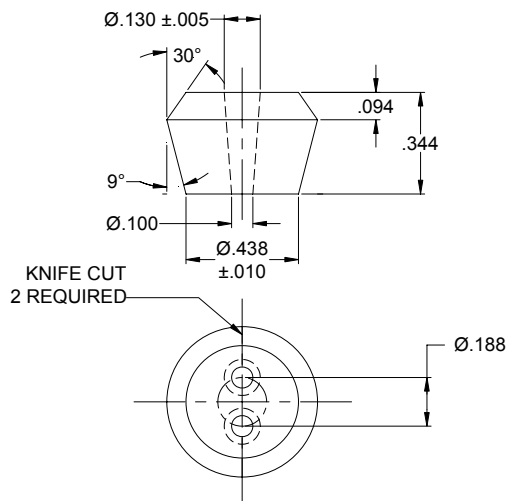
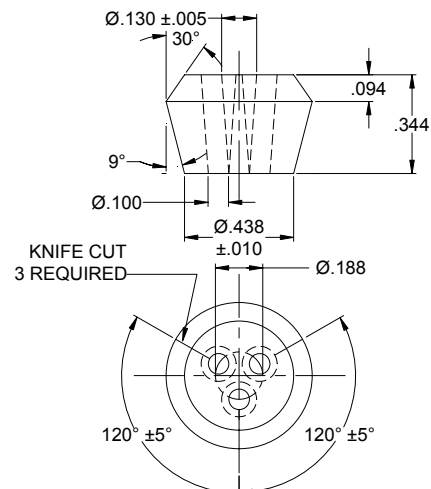
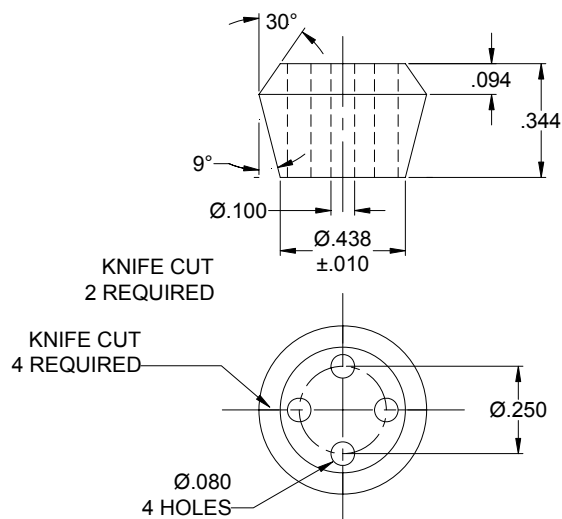
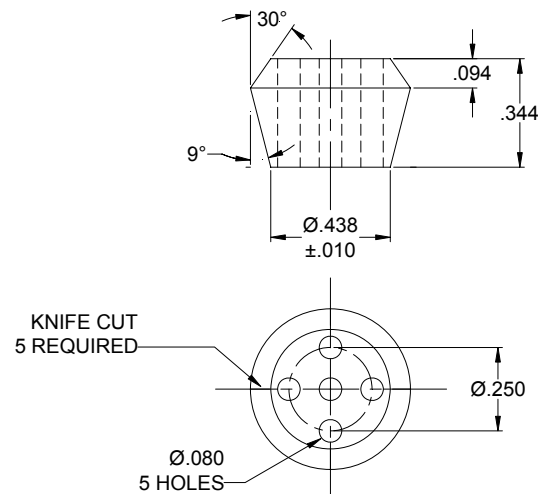
DETAIL SPECIFICATION SHEET

SEAL ASSEMBLY – 3/8 INCH CONDUIT BOSS

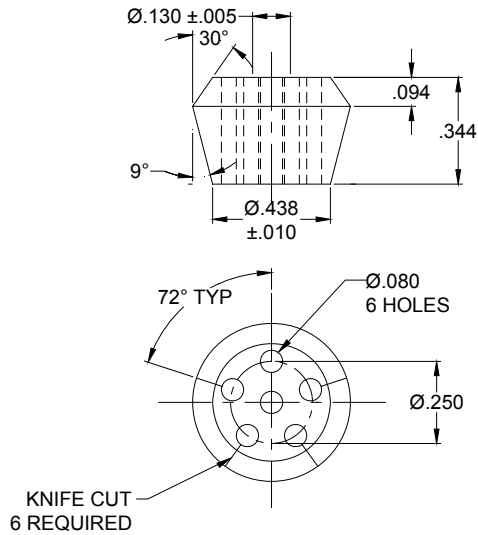
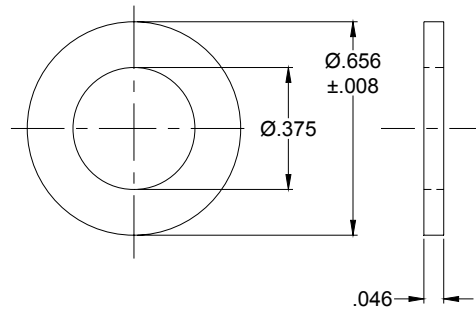
Inactive for new design after 22 August 1997

This specification sheet is approved for use by all Departments and Agencies of the Department of Defense.

The requirements for acquiring the product described herein shall consist of this specification sheet.

FIGURE 1. 2 Hole seal.FIGURE 2. 3 Hole seal.FIGURE 3. 4 Hole seal.FIGURE 4. 5 Hole seal.

AN3067 REV. 4

FIGURE 5. 6 Hole seal.FIGURE 6. Washer.TABLE I. Part numbers.

AN ASSEMBLY PART NO.	SEALS		WASHER
	PART NO.	HOLES	
AN3067-2	AN3067S2	2	AN3067W3
AN3067-3	AN3067S3	3	
AN3067-4	AN3067S4	4	
AN3067-5	AN3067S5	5	
AN3067-6	AN3067S6	6	

NOTES:

1. MATERIAL: Seal, synthetic rubber, soft.
Washer, insulation, plastic, laminated thermosetting, cotton-fabric-base, phenolic-resin (FBG), specification MIL-I-24768/14.
2. Dimension in inches. Unless otherwise specified, tolerances: Dimensions $\pm .016$, Angles $\pm 1^\circ$.
3. This assembly is for use with conduit boss, SAE AS10051. Use nut AN3054-6.
4. Changes from previous issue. Marginal notations are not used in this revision to identify changes with respect to the previous issue due to the extent of changes.

Custodians:
Air Force - 99

Preparing activity:
DLA – IS

(Project 5330-2008-012)

Review activity:
Air Force - 71

NOTE: The activities listed above were interested in this document as of the date of this document. Since organizations and responsibilities can change, you should verify the currency of the information above using the ASSIST Online database at <http://assist.daps.dla.mil>