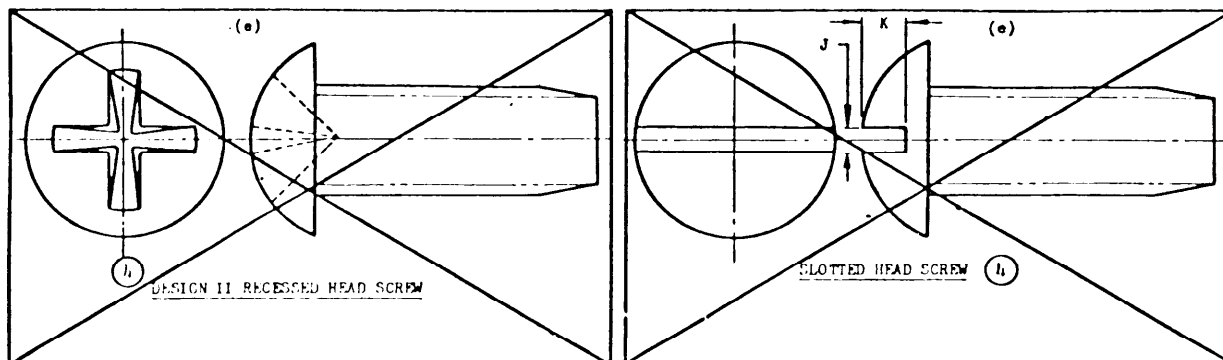
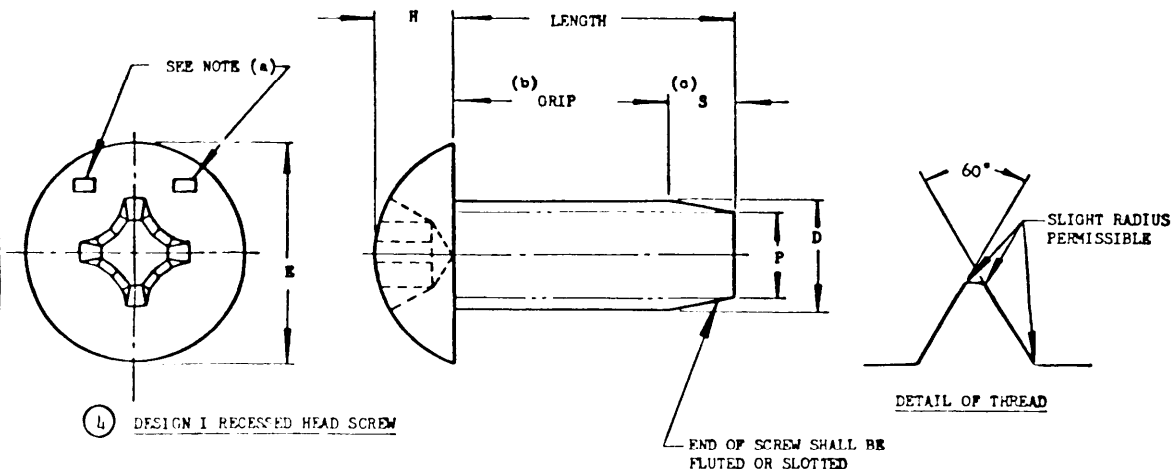


NOTICE: When Government drawings, specifications, or other data are used for any purpose other than in connection with a definitely related Government procurement operation, the United States Government thereby incurs no responsibility, nor any obligation whatsoever; and the fact that the Government may have furnished, furnished, or in any way supplied the said drawings, specifications, or other data is not to be regarded by implication or otherwise as in any manner endorsing the value or any other person or corporation, or conveying any right or permission to manufacture, use, or sell any patented invention that may be related thereto.

NOTE: This drawing was approved by joint action of the Air Force and Navy Departments as the Air Force-Navy standard for this product. The drawing supersedes all antecedent standard drawings for the same product and shall become effective for the procurement of aeronautical supplies, or for use in new designs, not later than 6 months after the latest date of approval shown.

AN 504 (Rev. 5-57)



4 DIMENSIONING AND GAGING OF THE ABOVE RECESS DESIGNS SHALL BE IN ACCORDANCE WITH FF-S-92.

SIZE	D MAX DIA	E DIA		H MAX	J		K		P DIA	
		MAX	MIN		MAX	MIN	MAX	MIN	MAX	MIN
NO. 4-40	.112	.211	.193	.006	.019	.031	.054	.044	.086	.077
NO. 6-32	.138	.260	.240	.103	.044	.039	.068	.051	.106	.095
NO. 8-32	.164	.309	.287	.120	.054	.045	.077	.058	.132	.121
(d) NO. 10-32	.190	.359	.336	.147	.064	.050	.087	.065	.147	.133
NO. 10-32	.190	.359	.336	.147	.064	.050	.087	.065	.147	.133
(d) 1/4-20	.250	.472	.443	.175	.075	.064	.109	.082	.198	.182
1/4-20	.250	.472	.443	.175	.075	.064	.109	.082	.198	.182

4 (e) DESIGN II RECESSED AND SLOTTED HEAD SCREWS INACTIVE FOR DESIGN AFTER 17 FEBRUARY 1959.

- 5 ~~CANCELLED AFTER 15 SEPT 1981.~~
~~NO SUPERSEDING STANDARD.~~
- 6 REINSTATED 4 MARCH 1982.
- 6 INACTIVE FOR NEW DESIGN AFTER 4 MARCH 1982.
 NO SUPERSEDING STANDARD.

PROCUREMENT
SPECIFICATION
MIL-S-6033

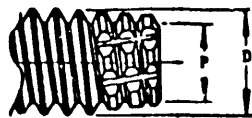
AIR FORCE-NAVY AERONAUTICAL STANDARD
SCREW, TAPPING, THREAD CUTTING, ROUND HEAD,
MACHINE SCREW THREAD

AN504

SHEET 1 OF 3

U. S. GOVERNMENT PRINTING OFFICE: 1957

At (working) stations... the project. I am... responsible for the same project and shall become active in the procurement of armament supplies, or for use in my design, not later than 4 months before the latest date of approval above.



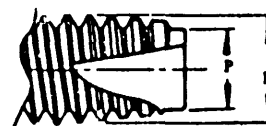
TYPE F



TYPE G



TYPE D OR I



TYPE T OR 23

OPTIONAL TYPES OF ENDS

① CARBON STEEL, SLOTTED HEAD SCREWS, DASH NUMBERS FOR:

LENGTH		NO. 4-40		NO. 6-32		NO. 8-32		NO. 10-24		NO. 10-32		1/4-20		1/4-28		
		DASH NO.	GRIP MIN	DASH NO.	GRIP MIN	DASH NO.	GRIP MIN	DASH NO.	GRIP MIN	DASH NO.	GRIP MIN	DASH NO.	GRIP MIN	DASH NO.	GRIP MIN	
1/4	+0 -1/32	4-4	3/32	6-4	3/32	8-4	3/32									
5/16		4-5	5/32	6-5	9/64	8-5	9/64	10-5	1/8	1032-5	1/8					
3/8		4-6	7/32	6-6	13/64	8-6	13/64	10-6	5/32	1032-6	5/32					
7/16		4-7	5/32	6-7	17/64											
1/2		4-8	11/32	6-8	21/64	8-8	21/64	10-8	9/32	1032-8	9/32					
5/8		4-10	15/32	6-10	29/64	8-10	29/64	10-10	13/32	1032-10	13/32					
3/4	+0 -3/64	4-12	19/32	6-12	37/64	8-12	37/64	10-12	21/32	1032-12	17/32	4-16-2	31/64	4-28-12	31/64	
7/8				6-14	45/64	8-14	45/64	10-14	25/32	1032-14	21/32	4-16-14	39/64	4-28-14	39/64	
1				6-16	53/64	8-16	53/64	10-16	25/32	1032-16	25/32	4-16-16	47/64	4-28-16	47/64	
1 1/4						8-20	3/64	10-20	1032-20	1032-20		4-16-20	61/64	4-28-20	61/64	
1 1/2								10-24	1032-24	1032-24	1/4	4-16-24	1 13/64	4-28-24	1 13/64	

(d)

(d)

APPROVED 10 JAN 55 REVISED (1) 12 JUL 55

PROCUREMENT SPECIFICATION

NYL-3-6G13

AIR FORCE-NAVY AERONAUTICAL STANDARD

SCREW, TAPPING, THREAD CUTTING, ROUND HEAD,
MACHINE SCREW THREAD

AN 504

SHEET 2

NAVALAV 16980

NOTE - When Government drawings, specifications, or other data are used for any purpose other than in connection with a definitely related Government procurement operation, the United States Government thereby incurs no responsibility, nor any obligation whatsoever, for the quality or the use of such data. The Government also reserves the right to reproduce, in any form, and by any means, any drawing, specification, or other data as may be required by the Government or its agents, and to sell any patented invention that may be included therein.

NOTE - This drawing was approved by joint action of the Air Force and Navy Departments as the Air Force-Navy standard for this product. This drawing supersedes all previous drawings for the same product and shall become effective for the procurement of aeronautical supplies, or for use in new design, not later than six months after the latest date of approval shown.

- ② (a) MARK CORROSION-RESISTANT STEEL SCREWS, SIZES NUMBER 5 AND LARGER WITH A DEPRESSED DASH.
- (b) THE GRIP LENGTH IS MEASURED FROM THE UNDERSIDE OF THE HEAD TO THE END OF THE FULL-THREADED PORTION OF THE SHANK. THE MINIMUM GRIP DIMENSIONS SHOWN IN THE DASH NUMBER TABLE ARE FOR DESIGN PURPOSES ONLY AND ARE NOT AN INSPECTION REQUIREMENT.
- (c) SCREWS HAVING A LENGTH OF 8 PITCHES OR LESS WILL HAVE A TAPER LENGTH, S, OF 2-1/2 TO 3-1/2 TIMES THE PITCH DISTANCE. LONGER LENGTHS WILL HAVE A TAPER LENGTH, S, OF 3-1/2 TO 4-1/2 TIMES THE PITCH DISTANCE.
- (d) NO. 10-24 AND 1/4-20 SIZES INACTIVE FOR DESIGN AFTER 15 JULY 1955. WHEN A NO. 10 OR 1/4 SIZE OF SCREW IS REQUIRED, A NO. 10-32 OR 1/4-28 SIZE IS TO BE USED IN LIEU OF THE NO. 10-24 OR 1/4-20 SIZE, RESPECTIVELY.

FOR DEFINITION AND APPLICATION OF DRAWING STATUS NOTES, SEE ANA BULLETIN NO. 337.

MATERIAL: CARBON STEEL, CASE HARDENED, OR CORROSION-RESISTANT STEEL, TYPE 410, HARDENED.

FINISH: CARBON STEEL, CADMIUM PLATE, SPECIFICATION QQ-P-416, TYPE I, CLASS 3.
CORROSION-RESISTANT STEEL, NONE.

ADD C BEFORE FIRST DASH NUMBER FOR CORROSION-RESISTANT STEEL SCREWS.

ADD R BETWEEN FIRST AND SECOND DASH NUMBERS FOR RECESSED HEAD SCREWS.

EXAMPLES OF PART NUMBERS:

AN504-4-8 - NO. 4-40, CARBON STEEL, SLOTTED HEAD SCREW,
8/16 IN LENGTH.

AN504-4R8 - NO. 4-40, CARBON STEEL, RECESSED HEAD SCREW,
8/16 IN LENGTH.

AN504C4-8 - NO. 4-40, CORROSION-RESISTANT STEEL, SLOTTED
HEAD SCREW, 8/16 IN LENGTH.

AN504C4R8 - NO. 4-40, CORROSION-RESISTANT STEEL, RECESSED
HEAD SCREW, 8/16 IN LENGTH.

TAPERED THREADS HAVE UNFINISHED CRESTS.

MAJOR DIAMETERS OF COMPLETE THREADS CONFORM TO NC-2 AND NF-2 TOLERANCES.

THREADS MUST EXTEND TO WITHIN ONE FULL THREAD OF THE HEAD ON SCREW LENGTHS UP TO 3 DIAMETERS. UP TO 8 DIAMETERS, THREADS MUST EXTEND UP TO WITHIN TWO THREADS OF THE HEAD. ON LONGER LENGTHS, UNLESS OTHERWISE SPECIFIED, THE LENGTH OF THE THREAD IS OPTIONAL WITH THE PRODUCER BUT MUST NOT BE LESS THAN 6 DIAMETERS.

SCREW MANUFACTURER'S DESIGNATIONS MAY BE INCLUDED ON THE SCREWS.

SCREWS SHALL BE FREE OF ALL LOOSE OR HANGING BURRS OR SLIVERS WHICH MIGHT BECOME DISLODGED UNDER USAGE.

DIMENSIONS IN INCHES.

FOR INSTALLATION AND LIMITATIONS FOR USAGE, SEE DRAWINGS AND10087 AND AND10326.

PROCUREMENT
SPECIFICATION
MIL-S-6033

AIR FORCE-NAVY AERONAUTICAL STANDARD
SCREW, TAPPING, THREAD CUTTING, ROUND HEAD, MACHINE
SCREW THREAD

AN504
SHEET 3

APPROVED 10 Jan 55 REVISED 1 12 Jul 55 2 17 Feb 59